AMPTELIKE VEILINGSKATALOGUS VIR / OFFICIAL AUCTION CATALOGUE FOR

PALMIETFONTEIN BONSMARAS 2022 DIERE

Veilingsdatum / Auction Date:
01 December 2024

Data soos op / Data as on:
20 September 2024

DRAFT

BONSMARA SA

SA STAMBOEK STUD BOOK

SALES UNDER AUSPICES OF BONSMARA SA

Bonsmara stud breeding is subject to the stipulations of the Livestock Improvement Act and conforms to the standards of Bonsmara SA. The Society therefore has the right to implement certain controls to ensure the accuracy of information regarding Parentage, Performance and Estimated Breeding Values.

Information regarding Parentage, Performance and Estimated Breeding Values of animals, as supplied by the breeder, have been verified and compared to the official database of LOGIX BEEF. Bonsmara SA therefore, confirms the accuracy of such information.

To the knowledge of the Society these controls have been carried out accurately. However, the Society does not take any responsibility for incorrect information through printing errors or incorrect information provided by the breeder.

Animals on such sales have been visually screened by Inspectors of Bonsmara SA and comply with the Bonsmara Minimum Breed Standards as stipulated by the Society.

The Society DOES NOT have any control over:

- Immunization and health status of animals
- Pregnancy status of cows and heifers
- Suitability of a bull for breeding
- Fertility status as well as venereal diseases and
- Commercial animals

Since the above is not classified as information regarding Parentage, Performance and Estimated Breeding Values, it DOES NOT fall within the jurisdiction of the meaning "Under the Auspices of Bonsmara SA".

VEILINGS ONDER BESKERMING VAN BONSMARA SA

Bonsmara stoetteling wat onderhewig is aan die bepalings van die Veeverbeteringswet, vind plaas onder die vaandel van Bonsmara SA. Daarom behou die Genootskap hom die reg voor om kontroles volgens bepaalde prosedures uit te oefen ten opsigte van Ouerskap inligting, Prestasiedata en Beraamde Teelwaardes.

Ouerskap inligting, Prestasiedata en Beraamde Teelwaardes soos deur die teler voorsien vir die doel van hierdie katalogus, is gekontroleer en vergelyk met die amptelike databasis soos gehou deur LOGIX BEEF. Bonsmara SA bevestig dus die korrektheid van sodanige inligting.

Alhoewel die kontroles na die beste wete van die Genootskap gedoen is, kan die Genootskap egter nie verantwoordelik gehou word vir foutiewe inligting as gevolg van drukkersfoute of verkeerde inligting deur die telers verskaf nie.

Diere wat op hierdie veilings aangebied word, is onderwerp aan 'n proses van visuele inspeksie deur Keurders van Bonsmara SA en voldoen aan die Bonsmara Minimum Rasstandaarde soos bepaal deur die Genootskap.

Die Genootskap het egter GEEN beheer oor:

- Immunisering en gesondheidstatus van diere
- Dragtigheidstatus van koeie en verse
- Teelgeskiktheid van bulle
- Vrugbaarheidstatus, asook geslagsiektes en
- Kommersiële diere nie.

Aangesien bogenoemde nie val onder die bedoeling met Ouerskap inligting, Prestasiedata en Beraamde Teelwaardes nie, sorteer dit NIE onder die jurisdiksie van die bedoeling "Onder beskerming van Bonsmara SA" nie.

DRAFT

© Compiled by the South African Stud Book and Livestock Improvement Association
All Pedigree- and Performance Data has been certified as correct

ANIMAL AND PEDIGREE INFORMATION

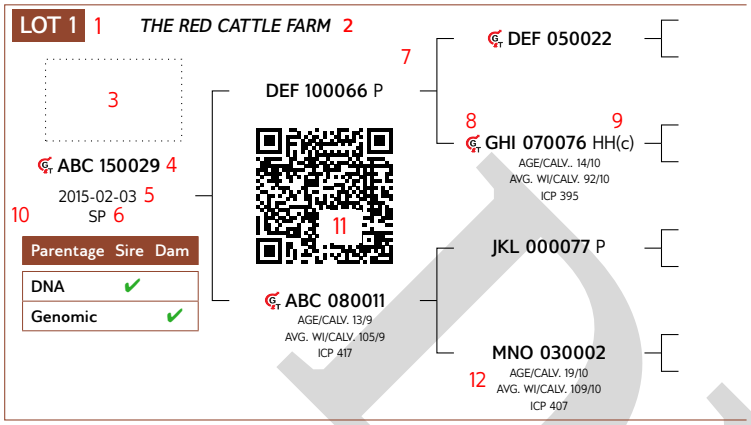

1. Lot Number
2. Owner of the animal
3. Herd's logo (if available)
4. Animal Identification Number
5. Birth date
6. Herd book section - NFR / PEN / F0 / A / B / SP
7. Four (4) generation pedigree
8. Genomic testing - it is indicated with the **GT** logo
9. Polled Status - the status will only be printed for animals that have been tested
10. Parentage Verification - a green tick (✔) indicates that the sire and/or dam has been verified via either microsatellite (DNA), or Genomic testing
11. QR Code - This code can be scanned with a smart device. It redirects to the animal's information on **www.SABeefBulls.com** where all information for the animal is available.
12. Dam information
    - Age and Number of Calvings
    - Average Wean Index and Number of Calves Weaned
    - Intercalving Period

MYOSTATIN STATUS

The animal's status, if tested for myostatin variants, is indicated as follows:

- Not Tested
- 0 - Normal
- 1 - Heterozygous / Carrier of Double-Muscling gene
- 2 - Homozygous / Double-Muscled

LOGIX SELECTION VALUES

Calving Ease Value	Weaner Calf Value	Fertility Value	Maintenance Value	Cow Value	Growth Value	Carcass Value
109	98	111	99	101	98	103
1	2	3	4	5	6	7



5 LOGIX Cow Value

Selection of:

- Fertile cows,
- with low maintenance,
- that calf easily,
- and wean heavy calves

1 Calving Ease Value	EBVs Birth Direct & Maternal
Calf Growth Value	EBV Wean Direct
3 Fertility Value	EBVs Cow & Heifer Fertility, EBV Longevity
Milk Value	EBV Wean Maternal
4 Maintenance Value	EBVs Mature weight & Milk



2 LOGIX Weaner Calf Value

Selection of:

- Heavier weaning weights,
- with more milk,
- but restricted birth weight

7 LOGIX Carcass Value

Selection for higher meat yield on carcass



6 LOGIX Growth Value

Selection of efficient growers on veld & in the feedlot

INTERPRETATION OF BREEDING VALUE INDICES

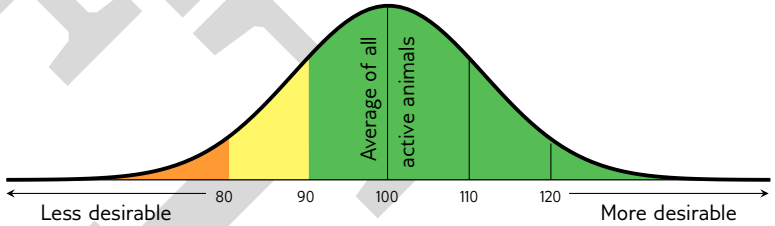

Average between 90 and 110

(Acceptable between 80 and 120)

DRAFT

© Compiled by the South African Stud Book and Livestock Improvement Association
All Pedigree- and Performance Data has been certified as correct

EXPLANATION OF BREEDING VALUES AND SELECTION VALUES

		Traits		Description/Measurement	Goal	General Guidelines						
							<80	<90	90-110	>110	>120	
Selection Values	5	**Cow Value**	CV	Combination of Calving Ease, Calf Growth, Milk, Maintenance and Fertility Values (Rand-Value)	Profitable Cow	Loss						Profit
	1	**Calving Ease Value**	CEV	Risk for calving problems (calf too heavy) vs calf too small	Average birth weight	High						Low
		Calf Growth Value	CGrV	Calf's genetic ability for pre-weaning growth	Heavy weaner calf	Light						Heavy
		Milk Value	MlkV	Cow's genetic mothering and milking ability	Enough milk for the calf	Less						More
	4	**Maintenance Value**	MntV	Maintenance requirements of cow (cow weight and milk)	Low cow maintenance	High					*	Low
	3	**Fertility Value**	FertV	Fertility and retention of cows and heifers	Fertile cows	Low						High
	2	**Weaner Calf Value**	WnCV	Combination of calf's weight and cow's milk	Heavy weaner calves	Light						Heavy
	6	**Growth Value**	GV	Efficient growth on veld and in feedlot (Rand-value)	Profitable growth	Loss						Profit
	7	**Carcass Value**	VarcV	Meat on carcass (Weight and RTU EBVs)	More meat on the carcass	Less						More
		Production Value	PV	Combination of Cow- and Growth values (Rand-value)	Profitable animals	Loss						Profit
Cow & Heifer	8	**Birth Weight Direct**	BD	Birth weight (Calf's genetic ability)	Average birth weight	Heavy						Light
		Birth Weight Maternal	BM	Birth weight (Cow's genetic ability)	Easy calving	Heavy						Light
	9	**Weaning Weight Direct**	WD	Weaning weight (Calf's genetic ability)	Heavy weaner calves	Light						Heavy
	10	**Weaning Weight Maternal**	WM	Weaning weight (Cow's genetic ability)	Good mothers	Poor						Good
	18	**Mature Cow Weight**	MW	Cow weight at weaning of first three calves	Average mature cow weight	Light				*	*	Heavy
		Cow-Calf Birth	CCB	EBV Birth Direct / EBV Mature Cow weight	Average	Low						High
		Cow-Calf Wean	CCW	EBV Wean Direct / EBV Mature Cow weight	High calf-cow ratio	Low						High
Fertility	12	**Heifer Fertility**	HF	Age at first calving	Fertile heifers	Less						More
	13	**Cow Fertility**	CF.E	First 3 inter-calving periods (ICPs)	Fertile cows	Less						More
	11	**Scrotal Circumference**	SC	Scrotal circumference as measured during the growth test	Fertile bulls	Less						More
	14	**Longevity**	LG	Retention of progeny	Acceptable progeny	Poor						Good
Growth & Frame	15	**Post-Wean Weight**	PWn	12- and 18 month weights	Good post-wean growth	Low					*	High
	16	**Average Daily Gain**	ADG	Average daily gain	Good growth	Poor						Good
	17	**Feed Conversion Ratio**	FCR	100g feed intake / g weight gain	Feed efficiency	Poor						Good
		Final Test Weight	FW	Final weight in the growth test	Heavy carcass	Light					*	Heavy
	19	**Height**	H	Shoulder / Hip height in growth test	Average height	Short						Tall
	20	**Length**	L	Length in growth test	Longer for more muscle	Short						Long
	24	**Length-Height Ratio**	LH	EBV Length / EBV Height	Longer rather than tall	<1						>1
Carcass	21	**Eye Muscle Area**	EMA	RTU measured eye muscle area	Bigger steaks	Small						Big
	22	**Fat Thickness**	Fat	RTU measured P8 backfat thickness	Carcass quality	Thin						Thick
	23	**Marbling**	Mar	RTU measured % of intra-muscular fat	Juicy meat	Low						High
		Dressing Percentage	D%	Carcass weight / Live weight	High dressing percentage	Low						High

* Determined by own selection goal

GENETIC VALUES - BUILDING BLOCKS

Calf and Mother			Fertility				Post-Wean Growth			Frame			Carcass		
Birth Dir.	Wean Dir.	Wean Mat.	Scrot. Circ.	Heifer Fert.	Cow Fert.	Longev.	Post Wean	ADG	FCR	Mature Weight	Height	Length	EMA	Fat	Mar
99	99	90	97	75	92	85	100	94	93	92	123	110	104	100	79
8	9	10	11	12	13	14	15	16	17	18	19	20	21	22	23

The Logix Selection Values are compiled of specific genetic building blocks, as indicated in the selection value descriptions on the previous page. These genetic building blocks are indicated in the catalogue by their Breeding Value Indices.

PHENOTYPIC VALUES

Wean Index	365D Index	540D Index	ADG Index	FCR Index	Scrotum	LH
109	104	105	122	117	327	1.22
			16	17	11	24

- Wean, 365D, 504D, ADG and FCR Indices - phenotypic index obtained within the animal's contemporary group
- Scrotum - adjusted scrotal circumference, in mm, as measured during the growth test
- Length-Height Ratio (LH) - the animal's length / height ratio as measured during the growth test

DRAFT

BULLS

LOT 1 — *PALMIETFONTEIN BONSMARAS*

QCF 220015
2022-09-07
SP

Parentage	Sire	Dam
DNA		
Genomic		

- QCF 180018 HH(c)
  - LAR 130294 HH(c)
    - LAR 110071
    - LAR 070264 — AGE/CALV. 15/12, AVG. WI/CALV. 100/11
  - V 120216 — AGE/CALV. 11/7, AVG. WI/CALV. 101/6, ICP 417
    - V 090260
    - V 080108 — AGE/CALV. 6/4, AVG. WI/CALV. 98/4
- QCF 170044 — AGE/CALV. 7/3, AVG. WI/CALV. 102/2, ICP 461
  - WAT 120166
    - BG 090156
    - WAT 030254 — AGE/CALV. 13/10, AVG. WI/CALV. 98/9
  - QCF 150013 — AGE/CALV. 9/7, AVG. WI/CALV. 100/5, ICP 368
    - DBP 100114
    - MBT 120193 — AGE/CALV. 5/2, AVG. WI/CALV. 102/1

Calving Ease Value	Weaner Calf Value	Fertility Value	Maintenance Value	Cow Value	Growth Value	Carcass Value
114	102	103	92	107	106	106

Calf and Mother			Fertility				Post-Wean Growth			Frame			Carcass		
Birth Dir.	Wean Dir.	Wean Mat.	Scr. Circ.	Heifer Fert.	Cow Fert.	Longev.	Post Wean	ADG	FCR	Mature Weight	Height	Length	EMA	Fat	Mar
113	96	111	91	107	96	106	99	105	102	106	101	107	85	108	103

Wean Index	365D Index	540D Index	ADG Index	FCR Index	Scrotum	LH
98	-	-	104	-	322	1.26

Myostatin	
Q204X	0
NT821	0
F94L	0

REMARKS:

LOGIX EBV Analysis: 2024-09-22

LOT 2 — *PALMIETFONTEIN BONSMARAS*

QCF 220045
2022-09-12
SP

Parentage	Sire	Dam
DNA		
Genomic		

- NPT 190132 HH(c)
  - NPT 160050
    - JOY 120020
    - NPT 070295 — AGE/CALV. 11/7, AVG. WI/CALV. 102/7
  - NPT 150169 — AGE/CALV. 9/6, AVG. WI/CALV. 95/5, ICP 381
    - DAJ 120124
    - NPT 110173 — AGE/CALV. 4/2, AVG. WI/CALV. 113/2
- MBT 190241 — AGE/CALV. 5/2, AVG. WI/CALV. 98/1, ICP 373
  - V 160117 HH(c)
    - V 120268
    - V 120145 — AGE/CALV. 9/7, AVG. WI/CALV. 100/7
  - MBT 130174 — AGE/CALV. 11/8, AVG. WI/CALV. 99/7, ICP 360
    - MBT 110247
    - MBT 110120 — AGE/CALV. 4/2, AVG. WI/CALV. 92/2

Calving Ease Value	Weaner Calf Value	Fertility Value	Maintenance Value	Cow Value	Growth Value	Carcass Value
110	98	105	87	101	109	106

Calf and Mother			Fertility				Post-Wean Growth			Frame			Carcass		
Birth Dir.	Wean Dir.	Wean Mat.	Scr. Circ.	Heifer Fert.	Cow Fert.	Longev.	Post Wean	ADG	FCR	Mature Weight	Height	Length	EMA	Fat	Mar
107	100	99	112	94	112	110	103	110	108	113	110	111	112	104	108

Wean Index	365D Index	540D Index	ADG Index	FCR Index	Scrotum	LH
98	-	-	95	-	355	1.22

Myostatin	
Q204X	0
NT821	0
F94L	0

REMARKS:

LOGIX EBV Analysis: 2024-09-22

LOT 3 — *PALMIETFONTEIN BONSMARAS*

QCF 220135
2022-09-30
SP

Parentage	Sire	Dam
DNA		
Genomic		

- MBT 180176 HH(c)
  - V 120268
    - V 090260
    - V 050051 — AGE/CALV. 11/9, AVG. WI/CALV. 103/10
  - CRV 110198 — AGE/CALV. 13/10, AVG. WI/CALV. 97/8, ICP 414
    - LAR 060034
    - ADV 020010 — AGE/CALV. 15/12, AVG. WI/CALV. 101/12
- MBT 180180 — AGE/CALV. 6/3, AVG. WI/CALV. 102/2, ICP 483
  - LAR 130294 HH(c)
    - LAR 110071
    - LAR 070264 — AGE/CALV. 15/12, AVG. WI/CALV. 100/11
  - MBT 070283 — AGE/CALV. 14/12, AVG. WI/CALV. 101/10, ICP 368
    - CEG 050056
    - MBT 050110 — AGE/CALV. 7/4, AVG. WI/CALV. 96/4

Calving Ease Value	Weaner Calf Value	Fertility Value	Maintenance Value	Cow Value	Growth Value	Carcass Value
80	108	98	90	98	127	119

Calf and Mother			Fertility				Post-Wean Growth			Frame			Carcass		
Birth Dir.	Wean Dir.	Wean Mat.	Scr. Circ.	Heifer Fert.	Cow Fert.	Longev.	Post Wean	ADG	FCR	Mature Weight	Height	Length	EMA	Fat	Mar
79	116	101	116	99	89	115	118	127	121	109	146	135	140	101	61

Wean Index	365D Index	540D Index	ADG Index	FCR Index	Scrotum	LH
100	-	-	99	-	337	1.18

Myostatin	
Q204X	0
NT821	0
F94L	0

REMARKS:

LOGIX EBV Analysis: 2024-09-22

DRAFT

BULLE

LOT 4 *PALMIETFONTEIN BONSMARAS*

QCF 220148
2022-10-02
SP

Ouerskap	Vaar	Moer
DNS		
Genomies		

- QCF 180328 HH(c)
  - CRV 110235
    - BHE 030083
    - BPJ 070061 (OUD/KALW. 4/2, GEM. SI/KALW. 101/2)
  - MBT 120114 (OUD/KALW. 7/5, GEM. SI/KALW. 101/5, TKP 367)
    - PHR 090014
    - PHR 070227 (OUD/KALW. 7/5, GEM. SI/KALW. 104/5)
- MBT 190224 (OUD/KALW. 5/2, GEM. SI/KALW. 101/1, TKP 374)
  - MBT 140032 HH(c)
    - V 080032
    - CEG 060347 (OUD/KALW. 11/9, GEM. SI/KALW. 106/9)
  - MBT 140011 (OUD/KALW. 10/8, GEM. SI/KALW. 106/6, TKP 369)
    - MBT 110170
    - MBT 110284 (OUD/KALW. 10/6, GEM. SI/KALW. 104/6)

Geboortegemak Waarde	Speenkalf Waarde	Vrugbaarheids-waarde	Onderhouds-waarde	Koeiwaarde	Groei-waarde	Karkas-waarde
112	102	112	94	110	114	112

Kalf en Moeder			Vrugbaarheid				Na-Speen Groei			Raam			Karkas		
Geb. Dir.	Spn. Dir.	Spn. Mat.	Skr. Omtr.	Vers Vrugb.	Koei Vrugb.	Lankl.	Na-Speen	GDT	VOV	Volw. Gewig	Hoogte	Lengte	OSO	Vet	Mar
111	99	103	123	99	116	111	101	99	95	105	91	101	113	132	115

Spn. Indeks	365D Indeks	540D Indeks	GDT Indeks	VOV Indeks	Skrotum	LH
101	-	-	96	102	373	1.23

Miostatien	
Q204X	Nie Getoets
NT821	Nie Getoets
F94L	Nie Getoets

OPMERKINGS:

LOGIX EBV Analise: 2024-09-22

LOT 5 *PALMIETFONTEIN BONSMARAS*

QCF 220152 Pp(c)
2022-10-04
SP

Ouerskap	Vaar	Moer
DNS		
Genomies		

- MBT 190103 Pp(c)
  - GA 150328 Pp(c)
    - DZT 110273
    - WSS 130015 P (OUD/KALW. 10/8, GEM. SI/KALW. 95/5)
  - MBT 160189 (OUD/KALW. 8/4, GEM. SI/KALW. 101/4, TKP 432)
    - MBT 120118 P
    - MBT 110338 (OUD/KALW. 10/8, GEM. SI/KALW. 102/7)
- MBT 170206 (OUD/KALW. 7/4, GEM. SI/KALW. 101/3, TKP 428)
  - CRV 110235
    - BHE 030083
    - BPJ 070061 (OUD/KALW. 4/2, GEM. SI/KALW. 101/2)
  - MBT 130082 (OUD/KALW. 5/3, GEM. SI/KALW. 104/3, TKP 360)
    - V 080032
    - CEG 060012 (OUD/KALW. 18/15, GEM. SI/KALW. 107/13)

Geboortegemak Waarde	Speenkalf Waarde	Vrugbaarheids-waarde	Onderhouds-waarde	Koeiwaarde	Groei-waarde	Karkas-waarde
113	103	112	114	115	107	101

Kalf en Moeder			Vrugbaarheid				Na-Speen Groei			Raam			Karkas		
Geb. Dir.	Spn. Dir.	Spn. Mat.	Skr. Omtr.	Vers Vrugb.	Koei Vrugb.	Lankl.	Na-Speen	GDT	VOV	Volw. Gewig	Hoogte	Lengte	OSO	Vet	Mar
112	92	106	132	112	105	105	93	101	104	88	106	96	94	106	120

Spn. Indeks	365D Indeks	540D Indeks	GDT Indeks	VOV Indeks	Skrotum	LH
100	-	-	101	-	371	1.17

Miostatien	
Q204X	0
NT821	0
F94L	0

OPMERKINGS:

LOGIX EBV Analise: 2024-09-22

LOT 6 *PALMIETFONTEIN BONSMARAS*

QCF 220182
2022-10-08
SP

Ouerskap	Vaar	Moer
DNS		
Genomies		

- QCF 190347 HH(c)
  - CRV 150223 HH(c)
    - JL 100198
    - CRV 120249 (OUD/KALW. 8/5, GEM. SI/KALW. 110/5)
  - QCF 150072 (OUD/KALW. 9/5, GEM. SI/KALW. 109/5, TKP 446)
    - MBT 120206
    - MBT 120020 (OUD/KALW. 3/2, GEM. SI/KALW. 94/2)
- MBT 120062 (OUD/KALW. 12/10, GEM. SI/KALW. 102/9, TKP 366)
  - GJN 050156
    - GJN 000060
    - GJN 010074 (OUD/KALW. 17/13, GEM. SI/KALW. 105/12)
  - HJB 040222 (OUD/KALW. 11/8, GEM. SI/KALW. 98/7, TKP 414)
    - AG 980338
    - HJB 950019 (OUD/KALW. 11/7, GEM. SI/KALW. 106/6)

Geboortegemak Waarde	Speenkalf Waarde	Vrugbaarheids-waarde	Onderhouds-waarde	Koeiwaarde	Groei-waarde	Karkas-waarde
86	110	94	84	101	111	115

Kalf en Moeder			Vrugbaarheid				Na-Speen Groei			Raam			Karkas		
Geb. Dir.	Spn. Dir.	Spn. Mat.	Skr. Omtr.	Vers Vrugb.	Koei Vrugb.	Lankl.	Na-Speen	GDT	VOV	Volw. Gewig	Hoogte	Lengte	OSO	Vet	Mar
88	111	117	118	95	90	112	118	120	119	115	113	113	121	78	96

Spn. Indeks	365D Indeks	540D Indeks	GDT Indeks	VOV Indeks	Skrotum	LH
107	-	-	103	-	352	1.22

Miostatien	
Q204X	0
NT821	0
F94L	0

OPMERKINGS:

LOGIX EBV Analise: 2024-09-22

DRAFT

BULLS

LOT 7 — PALMIETFONTEIN BONSMARAS

QCF 220189 HH(c)
2022-10-10
SP

Parentage	Sire	Dam
DNA		
Genomic		

- MBT 190103 Pp(c)
  - GA 150328 Pp(c)
    - DZT 110273
    - WSS 130015 P (AGE/CALV. 10/8; AVG. WI/CALV. 95/5)
  - MBT 160189 (AGE/CALV. 8/4; AVG. WI/CALV. 101/4; ICP 432)
    - MBT 120118 P
    - MBT 110338 (AGE/CALV. 10/8; AVG. WI/CALV. 102/7)
- MBT 150056 P (AGE/CALV. 9/6; AVG. WI/CALV. 95/6; ICP 370)
  - JPL 120093 P
    - JPL 060072 P
    - JPL 100040 Pp(c) (AGE/CALV. 12/9; AVG. WI/CALV. 102/7)
  - CEG 060354 (AGE/CALV. 10/7; AVG. WI/CALV. 96/6; ICP 394)
    - MCU 040126 P
    - MCU 980024 (AGE/CALV. 14/12; AVG. WI/CALV. 97/12)

Calving Ease Value	Weaner Calf Value	Fertility Value	Maintenance Value	Cow Value	Growth Value	Carcass Value
111	92	105	112	100	104	101

Calf and Mother			Fertility				Post-Wean Growth			Frame			Carcass		
Birth Dir.	Wean Dir.	Wean Mat.	Scr. Circ.	Heifer Fert.	Cow Fert.	Longev.	Post Wean	ADG	FCR	Mature Weight	Height	Length	EMA	Fat	Mar
109	91	90	111	106	102	101	94	103	102	90	114	95	82	108	145

Wean Index	365D Index	540D Index	ADG Index	FCR Index	Scrotum	LH
91	-	-	103	-	336	1.17

Myostatin	
Q204X	0
NT821	0
F94L	0

REMARKS:

LOGIX EBV Analysis: 2024-09-22

LOT 8 — PALMIETFONTEIN BONSMARAS

QCF 220216
2022-10-15
SP

Parentage	Sire	Dam
DNA		
Genomic		

- MBT 190157 HH(c)
  - V 160143 HH(c)
    - WAT 100074 HH(c)
    - V 070190 (AGE/CALV. 12/11; AVG. WI/CALV. 98/11)
  - MBT 150191 (AGE/CALV. 9/6; AVG. WI/CALV. 97/5; ICP 407)
    - MBT 120206
    - MBT 130047 (AGE/CALV. 4/2; AVG. WI/CALV. 103/1)
- MBT 180044 (AGE/CALV. 6/4; AVG. WI/CALV. 96/3; ICP 396)
  - CRV 110235
    - BHE 030083
    - BPJ 070061 (AGE/CALV. 4/2; AVG. WI/CALV. 101/2)
  - MBT 080281 (AGE/CALV. 13/10; AVG. WI/CALV. 99/10; ICP 386)
    - CEG 050056
    - CEG 040022 (AGE/CALV. 8/5; AVG. WI/CALV. 95/5)

Calving Ease Value	Weaner Calf Value	Fertility Value	Maintenance Value	Cow Value	Growth Value	Carcass Value
90	91	102	95	91	98	101

Calf and Mother			Fertility				Post-Wean Growth			Frame			Carcass		
Birth Dir.	Wean Dir.	Wean Mat.	Scr. Circ.	Heifer Fert.	Cow Fert.	Longev.	Post Wean	ADG	FCR	Mature Weight	Height	Length	EMA	Fat	Mar
89	98	98	113	104	94	109	96	103	110	103	97	95	108	103	99

Wean Index	365D Index	540D Index	ADG Index	FCR Index	Scrotum	LH
95	-	-	96	-	362	1.17

Myostatin	
Q204X	0
NT821	0
F94L	0

REMARKS:

LOGIX EBV Analysis: 2024-09-22

LOT 9 — PALMIETFONTEIN BONSMARAS

QCF 220250 HH(c)
2022-10-21
SP

Parentage	Sire	Dam
DNA		
Genomic		

- MBT 190103 Pp(c)
  - GA 150328 Pp(c)
    - DZT 110273
    - WSS 130015 P (AGE/CALV. 10/8; AVG. WI/CALV. 95/5)
  - MBT 160189 (AGE/CALV. 8/4; AVG. WI/CALV. 101/4; ICP 432)
    - MBT 120118 P
    - MBT 110338 (AGE/CALV. 10/8; AVG. WI/CALV. 102/7)
- MBT 170222 (AGE/CALV. 7/3; AVG. WI/CALV. 93/3; ICP 484)
  - JPL 120093 P
    - JPL 060072 P
    - JPL 100040 Pp(c) (AGE/CALV. 12/9; AVG. WI/CALV. 102/7)
  - MBT 110151 P (AGE/CALV. 13/9; AVG. WI/CALV. 96/9; ICP 385)
    - HJB 020154
    - MCU 990054 P (AGE/CALV. 13/11; AVG. WI/CALV. 100/10)

Calving Ease Value	Weaner Calf Value	Fertility Value	Maintenance Value	Cow Value	Growth Value	Carcass Value
86	95	108	107	98	113	108

Calf and Mother			Fertility				Post-Wean Growth			Frame			Carcass		
Birth Dir.	Wean Dir.	Wean Mat.	Scr. Circ.	Heifer Fert.	Cow Fert.	Longev.	Post Wean	ADG	FCR	Mature Weight	Height	Length	EMA	Fat	Mar
87	104	89	135	108	105	103	105	111	112	93	118	101	104	97	145

Wean Index	365D Index	540D Index	ADG Index	FCR Index	Scrotum	LH
90	-	-	103	-	375	1.16

Myostatin	
Q204X	0
NT821	0
F94L	0

REMARKS:

LOGIX EBV Analysis: 2024-09-22

DRAFT

BULLE

LOT 10 *PALMIETFONTEIN BONSMARAS*

QCF 220270
2022-10-26
SP

Ouerskap	Vaar	Moer
DNS		
Genomies		

- MBT 170166 HH(c)
  - LAR 130294 HH(c)
    - LAR 110071
    - LAR 070264 OUD/KALW. 15/12 GEM. SI/KALW. 100/11
  - CEG 070093 HH(c) OUD/KALW. 17/13 GEM. SI/KALW. 96/13 TKP 384
    - HJB 040229
    - CEG 990168 OUD/KALW. 12/9 GEM. SI/KALW. 104/8
- MBT 180012 OUD/KALW. 6/4 GEM. SI/KALW. 105/3 TKP 368
  - CRV 110235
    - BHE 030083
    - BPJ 070061 OUD/KALW. 4/2 GEM. SI/KALW. 101/2
  - MBT 080270 OUD/KALW. 12/9 GEM. SI/KALW. 98/9 TKP 447
    - CEG 030101
    - CEG 040082 OUD/KALW. 8/5 GEM. SI/KALW. 96/5

Geboortegemak Waarde	Speenkalf Waarde	Vrugbaarheids-waarde	Onderhouds-waarde	Koeiwaarde	Groei-waarde	Karkas-waarde
97	105	100	94	102	116	113

Kalf en Moeder			Vrugbaarheid				Na-Speen Groei			Raam			Karkas		
Geb. Dir.	Spn. Dir.	Spn. Mat.	Skr. Omtr.	Vers Vrugb.	Koei Vrugb.	Lankl.	Na-Speen	GDT	VOV	Volw. Gewig	Hoogte	Lengte	OSO	Vet	Mar
94	106	101	118	101	92	111	108	102	95	104	91	101	117	104	145

Spn. Indeks	365D Indeks	540D Indeks	GDT Indeks	VOV Indeks	Skrotum	LH
106	-	-	119	-	354	1.25

Miostatien	
Q204X	0
NT821	0
F94L	0

OPMERKINGS:

LOGIX EBV Analise: 2024-09-22

LOT 11 *PALMIETFONTEIN BONSMARAS*

QCF 220460
2022-11-29
SP

Ouerskap	Vaar	Moer
DNS		
Genomies		

- QCF 190347 HH(c)
  - CRV 150223 HH(c)
    - JL 100198
    - CRV 120249 OUD/KALW. 8/5 GEM. SI/KALW. 110/5
  - QCF 150072 OUD/KALW. 9/5 GEM. SI/KALW. 109/5 TKP 446
    - MBT 120206
    - MBT 120020 OUD/KALW. 3/2 GEM. SI/KALW. 94/2
- BPJ 090002 OUD/KALW. 15/11 GEM. SI/KALW. 100/11 TKP 406
  - FCT 000065
    - BG 950063
    - FCT 960053 OUD/KALW. 12/9 GEM. SI/KALW. 105/9
  - BPJ 060012 OUD/KALW. 7/4 GEM. SI/KALW. 97/2 TKP 406
    - MULTIPLE SIRES
    - BHE 030208 OUD/KALW. 10/8 GEM. SI/KALW. 92/8

Geboortegemak Waarde	Speenkalf Waarde	Vrugbaarheids-waarde	Onderhouds-waarde	Koeiwaarde	Groei-waarde	Karkas-waarde
109	104	93	90	99	111	112

Kalf en Moeder			Vrugbaarheid				Na-Speen Groei			Raam			Karkas		
Geb. Dir.	Spn. Dir.	Spn. Mat.	Skr. Omtr.	Vers Vrugb.	Koei Vrugb.	Lankl.	Na-Speen	GDT	VOV	Volw. Gewig	Hoogte	Lengte	OSO	Vet	Mar
107	105	100	108	89	97	106	113	109	100	110	94	98	97	111	107

Spn. Indeks	365D Indeks	540D Indeks	GDT Indeks	VOV Indeks	Skrotum	LH
105	-	-	110	-	340	1.21

Miostatien	
Q204X	0
NT821	0
F94L	0

OPMERKINGS:

LOGIX EBV Analise: 2024-09-22

DRAFT

Bonsmara SA Cattle Breeders' Society

© Compiled by the South African Stud Book and Livestock Improvement Association
All Pedigree- and Performance Data has been certified as correct

Dier Info				Actual Values						Expected Breeding Values											Indices			Dam		
LOT	Animal ID	Sex	SEC	Birth Wt (kg)	205d Wt (kg)	CCB *Ratio*	CCW *Ratio*	Length Height *Ratio*	Scr. Circ. *(mm)*	Birth Dir (kg)	Birth Mat (kg)	Wean Dir (kg)	Wean Mat (kg)	Post Wean (kg)	Mature Weight. (kg)	ADG (g/d)	FCR (kg:kg)	Scr. Circ. (mm)	Height. (mm)	Length (mm)	Wean	ADG	Scr. Circ.	Avg. Wean Index	Nr. Calves	Repr. Index
			Breed Average							1.07	-0.25	15.0	3.8	24	9	111	-48	13.4	-	18.0						
			Auction Average	35	237	-	46.4	1.20	352	1.10	-0.41	15.7	4.2	31	13	151	-57	23.2	6	24	99	103	116	100	5.0	103
1	QCF 220015	M	SP	33	227	-	50	1.26	322	-0.33	-0.48	13.1	7.0	27.7	16.4	133	-50	7.6	0	26	98	104	91	102	3	89
2	QCF 220045	M	SP	32	235	-	47.9	1.22	355	0.33	-0.86	14.8	3.4	30.7	24.1	161	-61	20.8	8	30	98	95	112	98	2	100
3	QCF 220135	M	SP	40	247	-	49	1.18	337	3.37	-0.40	22.2	4.1	41.4	19.4	244	-81	22.9	36	57	100	99	116	102	3	101
4	QCF 220148	M	SP	33	233	-	44.7	1.23	373	-0.10	-0.45	14.5	4.7	28.7	14.6	109	-39	27.6	-7	19	101	96	123	101	2	98
5	QCF 220152	M	SP	34	233	-	52.3	1.17	371	-0.25	-0.46	11.4	5.5	22.1	-4.8	117	-53	32.9	5	14	100	101	132	101	4	106
6	QCF 220182	M	SP	37	249	-	41.2	1.22	352	2.33	0.21	20.2	8.7	41.7	26.5	210	-78	24.6	10	33	107	103	118	102	10	115
7	QCF 220189	M	SP	33	223	-	46.7	1.17	336	0.07	-0.59	10.9	0.8	23.7	-1.6	125	-52	20	11	13	91	103	111	95	6	103
8	QCF 220216	M	SP	39	237	-	43.9	1.17	362	2.26	-0.35	14.3	3.2	23.7	13.0	125	-64	21.5	-2	13	95	96	113	96	4	111
9	QCF 220250	M	SP	40	228	-	44.7	1.16	375	2.46	0.05	16.7	0.6	30.7	1.3	166	-67	34.9	14	19	90	103	135	93	3	91
10	QCF 220270	M	SP	35	255	-	50.6	1.25	354	1.72	-0.77	17.9	4.1	34.8	13.6	119	-40	24.6	-7	20	106	119	118	105	4	111
11	QCF 220460	M	SP	30	241	-	39.4	1.21	340	0.25	-0.44	17.1	3.9	38.8	20.4	153	-47	18.2	-5	16	105	110	108	100	11	103

DRAFT

© Compiled by the South African Stud Book and Livestock Improvement Association
All Pedigree- and Performance Data has been certified as correct

EXPLANATION OF CATALOGUE ABBREVIATIONS		VERDUIDELIKING VAN KATALOGUS AFKORTINGS	
Lot Number	LOT	LOT	Lot Nommer
Estimated breeding value	EBV	EBV	Beraamde teelwaarde
Parentage verification	Parentage	Ouerskap	Ouerskap verifikasie
Age in years / Number of calvings	AGE. / CALV.	OUD. / KALF.	Ouderdom in jaar / Aantal kalwings
Average Wean index / Number of calves weaned	Ave WI / CALV.	GEM SI / KALF.	Gemiddelde speen indeks / Aantal kalwers gespeen
Animal identification number	ID	ID	Dier se identifikasie nommer
Herd Book Section	SEC	AFD	Kuddeboek Afdeling
Herd Book Section: Pending Registration	PEN	PEN	Kuddeboek Afdeling: Wag vir Registrasie
Herd Book Section: Not for Registration	NFR	NFR	Kuddeboek Afdeling: Nie vir Registrasie
Herd Book Section: Foundation Generation	FO	FO	Kuddeboek Afdeling: Fondasie Generasie
Herd Book Section: Appendix A	A	A	Kuddeboek Afdeling: Aanhangsel A
Herd Book Section: Appendix B	B	B	Kuddeboek Afdeling: Aanhangsel B
Herd Book Section: Studbook Proper, a registered animal	SP	SP	Kuddeboek Afdeling: Studbook Proper, 'n geregistreerde dier
Genomically Tested	GT	GT	Genomies Getoets
Homozygous Horned (Celtic test)	HH(c)	HH(c)	Homosigoties horings (Celtic toets)
Homozygous Polled (Celtic test)	PP(c)	PP(c)	Homosigotiets Poena (Celtic toets)
Heterozygous Polled (Celtic test)	Pp(c)	Pp(c)	Heterosigoties Poena (Celtic toets)
Phenotypically Polled	P	P	Fenotipies Poena
Intercalving Period	ICP	TKP	Tussen-Kalf Periode
Birth Direct breeding value	Birth Dir.	Geb. Dir	Geboorte Direk teelwaarde
Wean Direct breeding value	Wean Dir.	Spn. Dir.	Speen Direk teelwaarde
Wean Maternal breeding value	Wean Mat.	SPn. Mat.	Speen Maternaal teelwaarde
Scrotal Circumference	Scr. Circ.	Skr. Omt.	Skrotum omtrek
Heifer Fertility	Heifer Fert.	Vers Vrugb.	Vers Vrugbaarheid
Cow Fertility	Cow Fert.	Koei Vrugb.	Koei Vrugbaarheid
Longevity	Longev.	Lankl.	Lanklewendheid
Mature Weight	Mat. Wt.	Volw. Gewig	Volwasse gewig
Average Daily Gain (g/day)	ADG	GDT	Gemiddelde Daaglikse Toename
Feed Conversion Ratio (kg:kg)	FCR	VOV	Voeromset Verhouding
Eye Muscle Area	EMA	OSO	Oogspier grootte
Backfat Thickness	Fat	Vet	Rugvet Diepte
Marbeling (intra-muscular fat)	Mar	Mar	Marmering (binne-spierse vet)
365-day weight index	365D Index	365D Indeks	365-dae gewig indeks
540-day weight index	540D Index	540D Indeks	540-dae gewig indeks
Length-Height ratio	LH	LH	Lengte-Hoogte Verhouding
Actual Birth weight	Birth Wt.	Geb. gewig	Werklike Geboorte gewig
205-day Dam-age corrected weight	205d Wt.	205d gewig	205-dag Moeder-ouderdom gekorrigeerde gewig
Cow-Calf Birth Ratio	CCG	KKG	Koei-Kalf Geboorte Verhouding
Cow-Calf Wean Ratio	CCW	KKS	Koei-Kalf Speen Verhouding
Average Weaning Index	Avg. Wean Index	Gem. Spn. Indeks	Gemiddelde speen indeks
Number of Calves	Nr. Calves	Aant. Kalw.	Aantal kalwers
Reproduction Index	Repr. Index	Repr. Indeks	Reproduksie indeks
Animal sex: M - Male, F - Female	M / F	M / V	Dier geslag: M - Manlik, V - Vroulik