AMPTELIKE VEILINGSKATALOGUS VIR /

OFFICIAL AUCTION CATALOGUE FOR

TIPTREE AVONDALE PRODUCTION SALE

Grahamstown

16 September 2025

All Pedigree- and Performance Data is as recorded on LOGIX on 18 August 2025

DRAFT

Tuli
Fertile, Profitable Veld Cattle
Vrugbare, Winsgewende Veldbees

SA STAMBOEK STUD BOOK

© 2025 South African Stud Book and Animal Improvement Association

ANIMAL, OWNER AND PEDIGREE INFORMATION

1 2 3 4 5

LOT 1 (M)

Breed Logo

SB 200201 PP(c)

6

7

Herd Book	SP
Birth date	2020-01-01
Age	2y 7m
Inbreeding	1%
DNA	ABC001234

9 (& 10)

Parentage	Sire	Dam
DNA	✔	
Genomic	✔	

11

SB 140007

SB 140010
Age 7 | AFC 27 | ICP 366
Calves 6 | Weaned 2
Avg. WI 89 | Wean Mat. 93
Calvings: 16-11, 17-10, 18-10, 20-03, 21-03, 22-04, 23-04

12

SB 110001

SB 110012 P
Age 10 | AFC 32 | ICP 475
Calves 5 | Weaned -
Avg. WI - | Wean Mat. 80

SB 110001

SB 060004 PcH
Age 13 | AFC 72 | ICP 360
Calves 8 | Weaned 7
Avg. WI 105 | Wean Mat. 110

13

SUPERBULL BREEDERS

8

Town, Province
078 737 2855
super_bull@webmail.com

1. Lot Number & sex (mixed lots)
2. Breed's logo
3. **GT** - animal is genomically tested
4. Animal Identification Number
5. Polled Status
   - Celtic: PP(c)/Pp(c) - polled, HH(c) - horned
   - Phenotypic: P/PcH - polled, HH - horned, SC - scurs
6. Animal's photo, or Herd's logo
7. Herd's logo
8. Owner's information
9. Animal's information
   - Herd book section
   - Birth date
   - Animal's age
   - Animal's inbreeding percentage
   - DNA Number - if available
10. Additional information (only females)
    - Age at first calving
    - Number of calves born
    - Number of calves weaned
    - Average Wean Index
    - Intercalving Period
11. Parentage Verification - a green tick (✔) indicates that the sire and/or dam has been verified via microsatellite (DNA) and/or Genomic testing
12. Dam information
    - Age and Number of Calvings
    - Average Wean Index and Number of Calves Weaned
    - Age at First Calving and Intercalving Period
    - Cow award
13. Four (4) generation pedigree

QR Code
This code can be scanned with a smart device. It redirects to the animal's information on **www.SABeefBulls.com** where additional information for the animal is available.

Myostatin	
Q204X	Free
NT821	Carrier
F94L	Not Tested

Myostatin Results
- Free - free from double muscling genes
- Carrier - heterozygotic / carrier of one double muscling gene
- D. Muscled - homozygotic / double muscled

GENETIC VALUES - BUILDING BLOCKS

Calf and Mother				Fertility				Post-Wean Growth			Frame			Carcass		
Birth Dir.	Birth Mat.	Wean Dir.	Wean Mat.	Scr. Circ.	Heifer Fert.	Cow Fert.	Longev.	Post Wean	ADG	FCR	Mature Weight	Height	Length	EMA	Fat	Mar
83	**121**	**130**	**89**	**112**	**84**	**101**	**112**	**125**	**126**	**129**	**113**	**104**	**115**	**149**	**82**	**119**
87%	*70%*	*83%*	*70%*	*81%*	*68%*	*59%*	*69%*	*72%*	*76%*	*80%*	*65%*	*81%*	*80%*	*77%*	*74%*	*73%*
10	11	12	13	16	14	15	17	18	19	20	21	22	23	25	26	27

The Logix Selection Values are compiled of specific genetic building blocks, as indicated in the selection value descritions on the next page.
These genetic building blocks are indicated in the catalogue by their Breeding Value indices and accuracies.

PHENOTYPIC VALUES

Birth Weight	205D Weight	365D Weight	540D Wegiht	ADG Index	FCR Index	Scrotum	LH
47kg	**239kg** | *109 (19)*	**284kg** | *99 (10)*	**390kg** | *92 (10)*	**1680g/d** | *90 (13)*	**6.08** | *98*	**353mm** (D1)	**1.20**
10	12			19	20	16	24

- 205D, 365D, 540D weights - adjusted weaning, year and 18 month weights, the phenotypic index obtained, and the number of animals in the contemporary group
- ADG and FCR Indices - phenotypic index obtained within the animal's contemporary group
- Scrotum - adjusted scrotal circumference, in mm, as measured at the end of the growth test, as well as the growth test type
- Length-Height Ratio (LH) - the animal's length to height ratio, as measured at the end of the growth test

DRAFT

© Compiled by the South African Stud Book and Livestock Improvement Association
All Pedigree- and Performance Data is as recorded on LOGIX on 18 August 2025

LOGIX SELECTION VALUES

COW VALUE	108
103	Calving Ease Value
118	Calf Growth Value
86	Milk Value
80	Maintenance Value
110	Fertility Value
GROWTH VALUE	105
CARCASS VALUE	110
PRODUCTION VALUE	103



Logix Cow Value

Selection of:

- Fertile cows,
- with low maintenance,
- that calf easily,
- and wean heavy calves relative to own weight

Calving Ease Value
Low birth weight calves
Measurement: Birth weight
EBVs: Birth Weight Direct and Maternal

Calf Growth Value
Heavy weaner calves
Measurement: Weaning weight
EBVs: Weaning weight Direct

Milk Value
Good mothering ability
Measurement: Weaning weight
EBVs: Weaning weight Maternal

Maintenance Value
Low cow weight
Measurement: Mature cow weight, Weaning weight
EBVs: Mature weight + 10% Wean Maternal

Fertility Value
Fertile cows (calve early and regularly while family is retained in stud herds)
Measurement: Age at first calving, ICP and retention
EBVs: Heifer fertility, Cow fertility, and Longevity

Logix Growth Value

Selection for efficient growers on veld and in feedlot

Measurements: Phase C and D Growth test traits

EBVs: Weaning weight, End weight, ADG and Intake

Logix Carcass Value

Selection for higher meat yields on a carcass

Measurements: Phase C and D Growth test traits, RTU scanning traits

EBVs: End weight, Eye Muscle Area and Fat

Logix Production Value

Selection for profitable animals

80% of the Cow Value, and 20% of the Growth Value

HOW TO USE SELECTION VALUES

Logix Breeding Value Indices and Selection Values are versatile and can be used effectively to select various types of animals suitable for different environments and markets. Three examples of selection goals are shown. Always check all selection values for compatiblility with your specific selection goal and never select only on the Cow Value.

AVERAGE ANIMALS

(NO GROWTH EXTREMES)

COW VALUE	112
99	Calving Ease Value
109	Calf Growth Value
108	Milk Value
95	Maintenance Value
104	Fertility Value
GROWTH VALUE	108
CARCASS VALUE	109
PRODUCTION VALUE	109

- Selection Values 90 to 110
- Cow Value & Fertility Value average to high

A safe choice, as animals are profitable in most environments.

GROWERS

(GOOD ENVIRONMENT)

COW VALUE	112
99	Calving Ease Value
109	Calf Growth Value
108	Milk Value
95	Maintenance Value
104	Fertility Value
GROWTH VALUE	108
CARCASS VALUE	109
PRODUCTION VALUE	109

- Calf Growth / Growth Value > 110
- Cow Value & Fertility Value average to high

Growers are heavier at birth (lower Calving Ease Value), and heavier at maturity (lower Maintenance Value).

LOW-MAINTENANCE ANIMALS

(HARSH ENVIRONMENT)

COW VALUE	112
99	Calving Ease Value
109	Calf Growth Value
108	Milk Value
95	Maintenance Value
104	Fertility Value
GROWTH VALUE	108
CARCASS VALUE	109
PRODUCTION VALUE	109

- Maintence Value > 110
- Cow Value & Fertility Value average to high

Lighter cows have a lower maintenance (higher Maintenance Value).

DRAFT

© Compiled by the South African Stud Book and Livestock Improvement Association
All Pedigree- and Performance Data is as recorded on LOGIX on 18 August 2025

EXPLANATION OF BREEDING VALUES AND SELECTION VALUES

		Traits	Description/Measurement	Goal	General Guidelines						
						<80	<90	90-110	>110	>120	
Selection Values	1	**Cow Value**	Combination of Calving Ease, Calf Growth, Milk, Maintenance and Fertility Values (Rand-Value)	Profitable Cow	Loss						Profit
	2	**Calving Ease Value**	Risk for calving problems (calf too heavy) vs calf too small	Avg. birth weight	High						Low
	3	**Calf Growth Value**	Calf's genetic ability for pre-weaning growth	Heavy weaner calf	Light						Heavy
	4	**Milk Value**	Cow's genetic mothering and milking ability	Enough milk for the calf	Less						More
	5	**Maintenance Value**	Maintenance requirements of cow (cow weight and milk)	Low cow maintenance	High					*	Low
	6	**Fertility Value**	Fertility and retention of cows and heifers	Fertile cows	Low						High
	7	**Growth Value**	Efficient growth on veld and in feedlot (R-value)	Profitable growth	Loss						Profit
	8	**Carcass Value**	Meat on carcass (Weight and RTU EBVs)	More meat on the carcass	Less						More
	9	**Production Value**	Combination of Cow- and Growth values (R-value)	Profitable animals	Loss						Profit
Cow & Heifer	10	**Birth Weight Direct**	Birth weight (Calf's genetic ability)	Avg. birth weight	Heavy						Light
	11	**Birth Weight Maternal**	Birth weight (Cow's genetic ability)	Easy calving	Heavy						Light
	12	**Weaning Weight Direct**	Weaning weight (Calf's genetic ability)	Heavy weaner calves	Light						Heavy
	13	**Weaning Weight Maternal**	Weaning weight (Cow's genetic ability)	Good mothers	Poor						Good
	21	**Mature Cow Weight**	Cow weight at weaning of first three calves	Avg. mature cow weight	Light				*	*	Heavy
		Cow-Calf Birth	EBV Birth Direct / EBV Mature Cow weight	Average	Low						High
		Cow-Calf Wean	EBV Wean Direct / EBV Mature Cow weight	High calf-cow ratio	Low						High
Fertility	14	**Heifer Fertility**	Age at first calving	Fertile heifers	Less						More
	15	**Cow Fertility**	First 3 inter-calving periods (ICPs)	Fertile cows	Less						More
	16	**Scrotal Circumference**	As measured during the growth test	Fertile bulls	Less						More
	17	**Longevity**	Retention of progeny	Acceptable progeny	Poor						Good
Growth & Frame	18	**Post-Wean Weight**	12- and 18 month weights	Good post-wean growth	Low					*	High
	19	**Average Daily Gain**	Average daily gain	Good growth	Poor						Good
	20	**Feed Conversion Ratio**	100g feed intake / g weight gain	Feed efficiency	Poor						Good
		Final Test Weight	Final weight in the growth test	Heavy carcass	Light					*	Heavy
	22	**Height**	Shoulder / Hip height in growth test	Average height	Short						Tall
	23	**Length**	Length in growth test	Longer for more muscle	Short						Long
	24	**Length-Height Ratio**	EBV Length / EBV Height	Longer rather than tall	<1						>1
Carcass	25	**Eye Muscle Area**	RTU measured eye muscle area	Bigger steaks	Small						Big
	26	**Fat Thickness**	RTU measured P8 backfat thickness	Carcass quality	Thin						Thick
	27	**Marbling**	RTU measured % of intra-muscular fat	Juicy meat	Low						High

* Determined by own selection goal

INTERPRETATION OF BREEDING VALUE INDICES

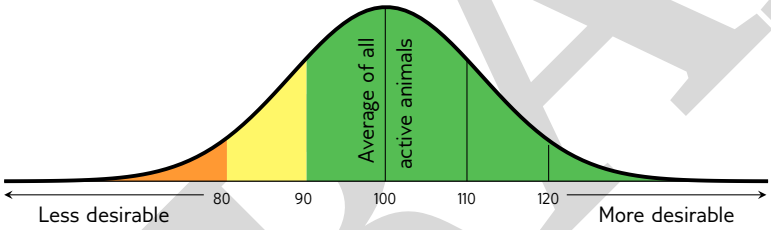

Average between 90 and 110

(Acceptable between 80 and 120)

DRAFT

© Compiled by the South African Stud Book and Livestock Improvement Association
All Pedigree- and Performance Data is as recorded on LOGIX on 18 August 2025

LOT 1 (F)

TT 130014

Herd Book	SP
Birth date	2013-11-14
Age	11y 10m
Inbreeding	5%
AFC	29m
Calves	9
Weaned	8
Avg. WI	104
ICP	392d

D 100055
Wean Mat. 89

Parentage	Sire	Dam
DNA		
Genomic		

SW 060074
Age 15y | AFC 36m | ICP 386d
Calves 12 | Weaned 9 | Wean Mat. 127
Avg. WI 104 | CCB 8.95 | CCW 51.1
Calvings: 09-11, 10-12, 11-08, 12-10, 13-11, 14-11, 15-09, 16-11, 17-10, 18-12, 20-05, 21-06

AM 060041
Wean Mat. 107

HWP 990250

W 020045
Age 13y | Avg. WI 104
Calves 8 | Weaned 5

ADM 080004
Age 9y | AFC 33m | ICP 502d
Calves 3 | Weaned 3 | Wean Mat. 81
Avg. WI 95 | Wean Mat. 81

R 970025

CR 010040
Age 13y | Avg. WI 102
Calves 10 | Weaned 10

CR 010015
Wean Mat. 92

CR 960004

CR 960001
Age 14y | Avg. WI 98
Calves 11 | Weaned 9

ASE 990053
Age 11y | AFC 27m | ICP 403d
Calves 8 | Weaned 7 | Wean Mat. 127
Avg. WI 103 | Wean Mat. 127

J 960107

ASE 960005
Age 3y | Avg. WI 88
Calves 1 | Weaned 1

S.T.R. MAINSSHEARD
Port Elizabeth, Eastern Cape
0823234286
crosswayfarm@gmail.com
P.O. BOX 8,,THORNHILL, 6375

Last Calf	
Calf ID	TT 240102 (F)
Birth Date	2024-11-09
Sire ID	G 170072

Calvings: 16-04, 17-07, 18-08, 19-08, 20-08, 21-08, 22-09, 23-08, 24-11

Myostatin	
Q204X	Not Tested
NT821	Not Tested
F94L	Not Tested

COW VALUE	100
99	Calving Ease Value
95	Calf Growth Value
117	Milk Value
86	Maintenance Value
98	Fertility Value
GROWTH VALUE	101
CARCASS VALUE	101
PRODUCTION VALUE	98

LOGIX GENETICS | GENETIKA — EBV Analysis 2025-08-15

Calf and Mother				Fertility			
Birth Dir.	Birth Mat.	Wean Dir.	Wean Mat.	Scr. Circ.	Heifer Fert.	Cow Fert.	Longev.
100	98	95	117	100	81	105	92
79%	78%	75%	82%	45%	40%	22%	64%

Post-Wean Growth			Frame			Carcass		
Post Wean	ADG	FCR	Mature Weight	Height	Length	EMA	Fat	Mar
92	112	108	113	113	108	111	94	116
68%	36%	19%	76%	44%	37%	32%	38%	32%

Birth Weight	205D Weight	365D Weight	540D Weight	ADG Index	FCR Index	Scrotum	LH
34kg	172kg | 87 (2)	286kg | 111 (8)	396kg | 107 (12)	-	-	- (B2)	-

SELLER REMARKS:

LOT 2 (F)

ASE 130025

Herd Book	SP
Birth date	2013-10-11
Age	11y 11m
Inbreeding	6%
AFC	35m
Calves	9
Weaned	9
Avg. WI	111
ICP	368d

ASE 060105
Wean Mat. 124

Parentage	Sire	Dam
DNA		
Genomic		

ASE 090011
Age 4y | AFC 36m | ICP 364d
Calves 2 | Weaned 2 | Wean Mat. 128
Avg. WI 113 | CCB 6.97 | CCW 48
Calvings: 12-10, 13-10

PT 990012
Wean Mat. 113

J 942990

PT 900009
Age 16y | Avg. WI 102
Calves 13 | Weaned 6

ASE 010033
Age 11y | AFC 32m | ICP 392d
Calves 8 | Weaned 7 | Wean Mat. 127
Avg. WI 106 | Wean Mat. 127

BG 960092

ASE 990018
Age 26y | Avg. WI 114
Calves 1 | Weaned 1

W 040036
Wean Mat. 123

JM 960055

W 000065
Age 10y | Avg. WI 99
Calves 6 | Weaned 4

ASE 050009
Age 12y | AFC 37m | ICP 384d
Calves 9 | Weaned 9 | Wean Mat. 112
Avg. WI 106 | Wean Mat. 112

CR 020015

HWP 010070
Age 13y | Avg. WI 90
Calves 11 | Weaned 9

S.T.R. MAINSSHEARD
Port Elizabeth, Eastern Cape
0823234286
crosswayfarm@gmail.com
P.O. BOX 8,,THORNHILL, 6375

Last Calf	
Calf ID	TT 240084 (M)
Birth Date	2024-10-13
Sire ID	G 170072

Calvings: 16-09, 17-11, 18-11, 19-11, 20-11, 21-10, 22-10, 23-10, 24-10

Myostatin	
Q204X	Not Tested
NT821	Not Tested
F94L	Not Tested

COW VALUE	93
90	Calving Ease Value
96	Calf Growth Value
135	Milk Value
73	Maintenance Value
80	Fertility Value
GROWTH VALUE	90
CARCASS VALUE	100
PRODUCTION VALUE	90

LOGIX GENETICS | GENETIKA — EBV Analysis 2025-08-15

Calf and Mother				Fertility			
Birth Dir.	Birth Mat.	Wean Dir.	Wean Mat.	Scr. Circ.	Heifer Fert.	Cow Fert.	Longev.
93	87	96	135	122	90	79	93
81%	76%	79%	84%	50%	42%	29%	65%

Post-Wean Growth			Frame			Carcass		
Post Wean	ADG	FCR	Mature Weight	Height	Length	EMA	Fat	Mar
104	98	95	130	83	99	87	145	87
76%	41%	5%	77%	48%	42%	28%	33%	28%

Birth Weight	205D Weight	365D Weight	540D Weight	ADG Index	FCR Index	Scrotum	LH
31kg	204kg | 99 (26)	299kg | 107 (15)	307kg | 104 (15)	-	-	- (B2)	-

SELLER REMARKS:

DRAFT

LOT 3 (F)

TT 140049

Kuddeboek	SP
Geb. dtm	2014-10-30
Oud.	10j 11m
Inteling	5%
OEK	33m
Kalwers	8
Gespeen	7
Gem. SI	100
TKP	382d

Ouderskap	Vaar	Moer
DNS		
Genomies		

XY 090051
Spn Mat. 114

ASE 010040
Spn Mat. 96

BG 960092

SW 980050
Oud. 3j | Gem. SI 100
Kalwers 1 | Gespeen 1

ADM 050054
Oud. 5j | OEK 35m | TKP 375d
Kalwers 3 | Gespeen 3 | Spn. Mat. 107
Gem. SI 102 | Spn. Mat. 107

HBH 000534

ADM 010002
Oud. 16j | Gem. SI 100
Kalwers 12 | Gespeen 7

CR 070026
Oud. 9j | OEK 39m | TKP 446d
Kalwers 6 | Gespeen 4 | Spn. Mat. 70
Gem. SI 92 | KKG - | KKS 39.2
Kalwings: 10-09, 12-07, 13-09, 14-10, 15-10, 16-10

CR 030052
Spn Mat. 83

CR 980030

CR 950010
Oud. 30j | Gem. SI 92
Kalwers 11 | Gespeen 6

CR 030040
Oud. 13j | OEK 30m | TKP 421d
Kalwers 10 | Gespeen 7 | Spn. Mat. 86
Gem. SI 101 | Spn. Mat. 86

AJR 960015

CR 000034
Oud. 14j | Gem. SI 108
Kalwers 11 | Gespeen 9

S.T.R. MAINSSHEARD

Port Elizabeth, Eastern Cape
0823234286
crosswayfarm@gmail.com
P.O. BOX 8,,THORNHILL, 6375

Laaste Kalf	
Kalf ID	TT 240109 (F)
Geb. datum	2024-11-20
Vaar ID	G 170072

Kalwings: 17-07, 18-08, 19-11, 20-10, 21-09, 22-08, 23-09, 24-11

Miostatien	
Q204X	Nie Getoets
NT821	Nie Getoets
F94L	Nie Getoets

KOEIWAARDE	62
92	Kalfgemak Waarde
85	Kalfgroei Waarde
88	Melk Waarde
118	Onderhoudswaarde
70	Vrugbaarheidswaarde
GROEI WAARDE	86
KARKAS WAARDE	74
PRODUKSIE WAARDE	61

LOGIX EBV Analise 2025-08-15

Kalf en Moeder				Vrugbaarheid			
Geb. Dir.	Geb. Mat.	Spn. Dir.	Spn. Mat.	Skr. Omtr.	Vers Vrugb.	Koei Vrugb.	Lanklew.
93	97	85	88	105	84	68	100
81%	76%	78%	81%	53%	52%	30%	66%

Na-Speen Groei			Raam			Karkas		
Na-Speen	GDT	VOV	Volw. Gewig	Hoogte	Lengte	OSO	Vet	Mar
81	89	88	84	88	82	105	102	93
76%	44%	12%	75%	51%	45%	31%	34%	31%

Geb. Gewig	205D Gewig	365D Gewig	540D Gewig	GDT Indeks	VOV Indeks	Skrotum	LH
31kg	185kg | 95 (11)	234kg | 97 (9)	301kg | 101 (14)	-	-	- (B2)	-

VERKOPER OPMERKINGS:

LOT 4 (F)

TT 170005

Kuddeboek	SP
Geb. dtm	2017-02-14
Oud.	8j 7m
Inteling	7%
OEK	30m
Kalwers	6
Gespeen	6
Gem. SI	97
TKP	376d

Ouderskap	Vaar	Moer
DNS		
Genomies		

TT 130024
Spn Mat. 73

D 100055
Spn Mat. 89

AM 060041

ADM 080004
Oud. 9j | Gem. SI 95
Kalwers 3 | Gespeen 3

CR 070102
Oud. 14j | OEK 37m | TKP 376d
Kalwers 11 | Gespeen 10 | Spn. Mat. 92
Gem. SI 102 | Spn. Mat. 92

HBH 040825

CR 040013
Oud. 11j | Gem. SI 94
Kalwers 7 | Gespeen 4

TT 140015
Oud. 3j | OEK 30m | TKP -
Kalwers 1 | Gespeen 1 | Spn. Mat. 87
Gem. SI 116 | KKG - | KKS 43.7
Kalwings: 17-02

SW 080032
Spn Mat. 92

PS 020118

SW 050040
Oud. 9j | Gem. SI 112
Kalwers 5 | Gespeen 5

XY 070012
Oud. 12j | OEK 26m | TKP 362d
Kalwers 11 | Gespeen 11 | Spn. Mat. 59
Gem. SI 92 | Spn. Mat. 59

SW 990015

XY 020002
Oud. 9j | Gem. SI 106
Kalwers 6 | Gespeen 4

S.T.R. MAINSSHEARD

Port Elizabeth, Eastern Cape
0823234286
crosswayfarm@gmail.com
P.O. BOX 8,,THORNHILL, 6375

Laaste Kalf	
Kalf ID	TT 240066 (F)
Geb. datum	2024-10-04
Vaar ID	G 170072

Kalwings: 19-08, 20-08, 21-09, 22-09, 23-09, 24-10

Miostatien	
Q204X	Nie Getoets
NT821	Nie Getoets
F94L	Nie Getoets

KOEIWAARDE	85
84	Kalfgemak Waarde
108	Kalfgroei Waarde
83	Melk Waarde
88	Onderhoudswaarde
101	Vrugbaarheidswaarde
GROEI WAARDE	94
KARKAS WAARDE	91
PRODUKSIE WAARDE	84

LOGIX EBV Analise 2025-08-15

Kalf en Moeder				Vrugbaarheid			
Geb. Dir.	Geb. Mat.	Spn. Dir.	Spn. Mat.	Skr. Omtr.	Vers Vrugb.	Koei Vrugb.	Lanklew.
86	92	108	83	100	95	103	101
78%	71%	73%	76%	51%	45%	23%	59%

Na-Speen Groei			Raam			Karkas		
Na-Speen	GDT	VOV	Volw. Gewig	Hoogte	Lengte	OSO	Vet	Mar
101	104	97	114	103	100	88	95	93
73%	41%	24%	73%	49%	42%	40%	46%	40%

Geb. Gewig	205D Gewig	365D Gewig	540D Gewig	GDT Indeks	VOV Indeks	Skrotum	LH
31kg	144kg | 116 (4)	233kg | 113 (5)	314kg | 107 (4)	-	-	- (B2)	-

VERKOPER OPMERKINGS:

DRAFT

LOT 5 (F)

TT 170055

Herd Book	SP
Birth date	2017-11-29
Age	7y 10m
Inbreeding	5%
AFC	33m
Calves	5
Weaned	5
Avg. WI	96
ICP	380d

Parentage Sire Dam
DNA
Genomic

- HBH 140060 — Wean Mat. 141
  - H 050089 — Wean Mat. 96
    - H 990022
    - H 980036 — Age 13y | Avg. WI 120 | Calves 10 | Weaned 7
  - HBH 110067 — Age 3y | AFC 35m | ICP - | Calves 1 | Weaned 1 | Wean Mat. 141 | Avg. WI 114 | Wean Mat. 141
    - HBH 070026
    - HBH 080093 — Age 14y | Avg. WI 106 | Calves 12 | Weaned 10
- TT 120018 — Age 12y | AFC 35m | ICP 381d | Calves 10 | Weaned 7 | Wean Mat. 93 | Avg. WI 98 | CCB - | CCW 33.8
  - XY 090035 — Wean Mat. 79
    - ASE 010040
    - JM 000038 — Age 17y | Avg. WI 103 | Calves 10 | Weaned 6
  - ASE 080045 — Age 8y | AFC 36m | ICP 456d | Calves 5 | Weaned 3 | Wean Mat. 113 | Avg. WI 105 | Wean Mat. 113
    - HBH 000534
    - ASE 010043 — Age 11y | Avg. WI 108 | Calves 8 | Weaned 6

Calvings: 15-10, 16-10, 17-11, 18-12, 19-11, 20-11, 21-12, 23-04, 24-03, 25-02

S.T.R. MAINSSHEARD
Port Elizabeth, Eastern Cape
0823234286
crosswayfarm@gmail.com
P.O. BOX 8,,THORNHILL, 6375

Last Calf	
Calf ID	TT 240100 (F)
Birth Date	2024-11-08
Sire ID	G 170072

Calvings: 20-09, 21-08, 22-09, 23-09, 24-11

Myostatin	
Q204X	Not Tested
NT821	Not Tested
F94L	Not Tested

COW VALUE	84
90	Calving Ease Value
107	Calf Growth Value
101	Milk Value
63	Maintenance Value
86	Fertility Value
GROWTH VALUE	106
CARCASS VALUE	115
PRODUCTION VALUE	85

LOGIX GENETICS | GENETIKA — EBV Analysis 2025-08-15

Calf and Mother				Fertility			
Birth Dir.	Birth Mat.	Wean Dir.	Wean Mat.	Scr. Circ.	Heifer Fert.	Cow Fert.	Longev.
92	88	107	101	115	90	86	102
80%	74%	77%	80%	51%	55%	33%	61%

Post-Wean Growth			Frame			Carcass		
Post Wean	ADG	FCR	Mature Weight	Height	Length	EMA	Fat	Mar
114	112	124	149	112	114	122	130	118
74%	47%	29%	77%	51%	47%	44%	46%	44%

Birth Weight	205D Weight	365D Weight	540D Weight	ADG Index	FCR Index	Scrotum	LH
36kg	204kg | 111 (10)	300kg | 109 (9)	412kg | 110 (12)	-	-	- (B2)	-

SELLER REMARKS:

LOT 6 (F)

TT 180042

Herd Book	SP
Birth date	2018-11-18
Age	6y 10m
Inbreeding	6%
AFC	34m
Calves	4
Weaned	3
Avg. WI	101
ICP	376d

Parentage Sire Dam
DNA
Genomic

- HBH 140060 — Wean Mat. 141
  - H 050089 — Wean Mat. 96
    - H 990022
    - H 980036 — Age 13y | Avg. WI 120 | Calves 10 | Weaned 7
  - HBH 110067 — Age 3y | AFC 35m | ICP - | Calves 1 | Weaned 1 | Wean Mat. 141 | Avg. WI 114 | Wean Mat. 141
    - HBH 070026
    - HBH 080093 — Age 14y | Avg. WI 106 | Calves 12 | Weaned 10
- ASE 130025 — Age 11y | AFC 35m | ICP 368d | Calves 9 | Weaned 9 | Wean Mat. 135 | Avg. WI 111 | CCB - | CCW 39.5
  - ASE 060105 — Wean Mat. 124
    - PT 990012
    - ASE 010033 — Age 11y | Avg. WI 106 | Calves 8 | Weaned 7
  - ASE 090011 — Age 4y | AFC 36m | ICP 364d | Calves 2 | Weaned 2 | Wean Mat. 128 | Avg. WI 113 | Wean Mat. 128
    - W 040036
    - ASE 050009 — Age 12y | Avg. WI 106 | Calves 9 | Weaned 9

Calvings: 16-09, 17-11, 18-11, 19-11, 20-11, 21-10, 22-10, 23-10, 24-10

S.T.R. MAINSSHEARD
Port Elizabeth, Eastern Cape
0823234286
crosswayfarm@gmail.com
P.O. BOX 8,,THORNHILL, 6375

Last Calf	
Calf ID	TT 240068 (F)
Birth Date	2024-10-05
Sire ID	GH 190009

Calvings: 21-09, 22-09, 23-09, 24-10

Myostatin	
Q204X	Not Tested
NT821	Not Tested
F94L	Not Tested

COW VALUE	109
90	Calving Ease Value
108	Calf Growth Value
131	Milk Value
68	Maintenance Value
95	Fertility Value
GROWTH VALUE	112
CARCASS VALUE	121
PRODUCTION VALUE	109

LOGIX GENETICS | GENETIKA — EBV Analysis 2025-08-15

Calf and Mother				Fertility			
Birth Dir.	Birth Mat.	Wean Dir.	Wean Mat.	Scr. Circ.	Heifer Fert.	Cow Fert.	Longev.
90	101	108	131	128	94	95	94
78%	67%	75%	73%	51%	49%	35%	59%

Post-Wean Growth			Frame			Carcass		
Post Wean	ADG	FCR	Mature Weight	Height	Length	EMA	Fat	Mar
114	121	123	137	107	122	121	144	108
70%	46%	29%	74%	50%	46%	43%	46%	43%

Birth Weight	205D Weight	365D Weight	540D Weight	ADG Index	FCR Index	Scrotum	LH
33kg	184kg | 110 (18)	244kg | 101 (16)	364kg | 110 (11)	-	-	- (B2)	-

SELLER REMARKS:

DRAFT

LOT 7 (F)

CHK 200145

Kuddeboek	SP
Geb. dtm	2020-11-22
Oud.	4j 10m
Inteling	6%
OEK	35m
Kalwers	2
Gespeen	2
Gem. SI	89
TKP	342d

Ouderskap	Vaar	Moer
DNS		
Genomies		

- **R 140147** Spn Mat. 127
  - **W 050018** Spn Mat. 104
    - **JM 960055**
    - **W 960071** Oud. 18j \| Gem. SI 103 Kalwers 14 \| Gespeen 10
  - **R 110002** Oud. 14j \| OEK 37m \| TKP 428d Kalwers 10 \| Gespeen 6 \| Spn. Mat. 104 Gem. SI 102 \| Spn. Mat. 104
    - **R 070008**
    - **R 040019** Oud. 12j \| Gem. SI 107 Kalwers 8 \| Gespeen 6
- **CHK 170284** Oud. 6j \| OEK 35m \| TKP 374d Kalwers 2 \| Gespeen 1 \| Spn. Mat. 83 Gem. SI 98 \| KKG - \| KKS 43.6
  - **HBH 140074** Spn Mat. 90
    - **H 050089**
    - **HBH 061022** Oud. 11j \| Gem. SI 100 Kalwers 9 \| Gespeen 8
  - **CHK 120096** Oud. 9j \| OEK 35m \| TKP 399d Kalwers 6 \| Gespeen 5 \| Spn. Mat. 97 Gem. SI 106 \| Spn. Mat. 97
    - **CR 030069**
    - **CHK 070120** Oud. 10j \| Gem. SI 98 Kalwers 8 \| Gespeen 6

Kalwings: 20-11, 21-12

S.T.R. MAINSSHEARD
Port Elizabeth, Eastern Cape
0823234286
crosswayfarm@gmail.com
P.O. BOX 8,,THORNHILL, 6375

Laaste Kalf	
Kalf ID	TT 240034 (M)
Geb. datum	2024-09-17
Vaar ID	TT 190020

Kalwings: 23-10, 24-09

Miostatien	
Q204X	Nie Getoets
NT821	Nie Getoets
F94L	Nie Getoets

KOEIWAARDE	102
103	Kalfgemak Waarde
95	Kalfgroei Waarde
92	Melk Waarde
144	Onderhoudswaarde
95	Vrugbaarheidswaarde
GROEI WAARDE	-
KARKAS WAARDE	90
PRODUKSIE WAARDE	-

LOGIX GENETICS GRAPHS — EBV Analise 2025-08-15

Kalf en Moeder				Vrugbaarheid			
Geb. Dir.	Geb. Mat.	Spn. Dir.	Spn. Mat.	Skr. Omtr.	Vers Vrugb.	Koei Vrugb.	Lanklew.
101	108	95	92	90	87	99	96
57%	53%	72%	67%	30%	44%	26%	56%

Na-Speen Groei			Raam			Karkas		
Na-Speen	GDT	VOV	Volw. Gewig	Hoogte	Lengte	OSO	Vet	Mar
87	82	77	60	88	90	103	99	94
63%	26%	5%	73%	29%	27%	20%	23%	20%

Geb. Gewig	205D Gewig	365D Gewig	540D Gewig	GDT Indeks	VOV Indeks	Skrotum	LH
-	160kg | 98 (9)	189kg | 84 (56)	242kg | 89 (9)	-	-	- (B2)	-

VERKOPER OPMERKINGS:

LOT 8 (F)

GH 200009

Kuddeboek	SP
Geb. dtm	2020-09-17
Oud.	5j
Inteling	4%
OEK	36m
Kalwers	2
Gespeen	2
Gem. SI	77
TKP	374d

Ouderskap	Vaar	Moer
DNS		
Genomies		

- **GH 130038** Spn Mat. 63
  - **XY 100049** Spn Mat. 49
    - **HBH 040858**
    - **XY 070028** Oud. 10j \| Gem. SI 97 Kalwers 4 \| Gespeen 2
  - **ADM 070005** Oud. 18j \| OEK 34m \| TKP 391d Kalwers 11 \| Gespeen 10 \| Spn. Mat. 96 Gem. SI 102 \| Spn. Mat. 96
    - **SW 020067**
    - **ADM 020031** Oud. 15j \| Gem. SI 93 Kalwers 10 \| Gespeen 8
- **GH 170021** Oud. 7j \| OEK 36m \| TKP 386d Kalwers 5 \| Gespeen 5 \| Spn. Mat. 107 Gem. SI 103 \| KKG - \| KKS 46.4
  - **HBH 140043** Spn Mat. 112
    - **H 050089**
    - **HBH 061011** Oud. 13j \| Gem. SI 104 Kalwers 11 \| Gespeen 11
  - **GH 140042** Oud. 10j \| OEK 35m \| TKP 373d Kalwers 7 \| Gespeen 7 \| Spn. Mat. 106 Gem. SI 109 \| Spn. Mat. 106
    - **ASE 060103**
    - **GH 080008** Oud. 9j \| Gem. SI 97 Kalwers 7 \| Gespeen 7

Kalwings: 20-09, 21-09, 22-10, 23-10, 24-12

Laaste Kalf	
Kalf ID	TT 240020 (M)
Geb. datum	2024-09-12
Vaar ID	A 200010

Kalwings: 23-09, 24-09

Miostatien	
Q204X	Nie Getoets
NT821	Nie Getoets
F94L	Nie Getoets

KOEIWAARDE	87
94	Kalfgemak Waarde
109	Kalfgroei Waarde
61	Melk Waarde
86	Onderhoudswaarde
117	Vrugbaarheidswaarde
GROEI WAARDE	104
KARKAS WAARDE	103
PRODUKSIE WAARDE	88

LOGIX GENETICS GRAPHS — EBV Analise 2025-08-15

Kalf en Moeder				Vrugbaarheid			
Geb. Dir.	Geb. Mat.	Spn. Dir.	Spn. Mat.	Skr. Omtr.	Vers Vrugb.	Koei Vrugb.	Lanklew.
94	101	109	61	97	104	119	116
76%	65%	73%	70%	37%	50%	27%	57%

Na-Speen Groei			Raam			Karkas		
Na-Speen	GDT	VOV	Volw. Gewig	Hoogte	Lengte	OSO	Vet	Mar
111	103	99	119	106	103	104	107	94
72%	32%	6%	74%	36%	32%	29%	32%	29%

Geb. Gewig	205D Gewig	365D Gewig	540D Gewig	GDT Indeks	VOV Indeks	Skrotum	LH
32kg	226kg | 101 (39)	233kg | 111 (45)	353kg | 110 (42)	-	-	- (B2)	-

VERKOPER OPMERKINGS:

DRAFT

LOT 9 (F)

TT 210024

Herd Book	SP
Birth date	2021-08-29
Age	4y 1m
Inbreeding	6%
AFC	27m
Calves	2
Weaned	2
Avg. WI	103
ICP	334d

TT 140032
Wean Mat. 83

Parentage	Sire	Dam
DNA		
Genomic		

AM 100079
Wean Mat. 97

W 060015

AM 060028
Age 8y | Avg. WI 107
Calves 6 | Weaned 5

XY 100030
Age 12y | AFC 34m | ICP 388d
Calves 9 | Weaned 7 | Wean Mat. 90
Avg. WI 100 | Wean Mat. 90

ASE 010040

XY 070012
Age 12y | Avg. WI 92
Calves 11 | Weaned 11

TT 130014
Age 11y | AFC 29m | ICP 392d
Calves 9 | Weaned 8 | Wean Mat. 117
Avg. WI 104 | CCB - | CCW 41
Calvings: 16-04, 17-07, 18-08, 19-08, 20-08, 21-08, 22-09, 23-08, 24-11

D 100055
Wean Mat. 89

AM 060041

ADM 080004
Age 9y | Avg. WI 95
Calves 3 | Weaned 3

SW 060074
Age 15y | AFC 36m | ICP 386d
Calves 12 | Weaned 9 | Wean Mat. 127
Avg. WI 104 | Wean Mat. 127

CR 010015

ASE 990053
Age 11y | Avg. WI 103
Calves 8 | Weaned 7

S.T.R. MAINSSHEARD
Port Elizabeth, Eastern Cape
0823234286
crosswayfarm@gmail.com
P.O. BOX 8,,THORNHILL, 6375

Last Calf	
Calf ID	TT 240104 (M)
Birth Date	2024-11-12
Sire ID	G 170072

Calvings: 23-12, 24-11

Myostatin	
Q204X	Not Tested
NT821	Not Tested
F94L	Not Tested

COW VALUE	100
107	Calving Ease Value
97	Calf Growth Value
102	Milk Value
102	Maintenance Value
94	Fertility Value
GROWTH VALUE	87
CARCASS VALUE	87
PRODUCTION VALUE	96

LOGIX GENETICS | GENETIKA
EBV Analysis 2025-08-15

Calf and Mother				Fertility			
Birth Dir.	Birth Mat.	Wean Dir.	Wean Mat.	Scr. Circ.	Heifer Fert.	Cow Fert.	Longev.
105	111	97	102	116	75	103	91
76%	61%	72%	66%	42%	44%	20%	53%

Post-Wean Growth			Frame			Carcass		
Post Wean	ADG	FCR	Mature Weight	Height	Length	EMA	Fat	Mar
89	99	103	96	93	96	111	85	109
70%	36%	15%	69%	41%	37%	35%	39%	35%

Birth Weight	205D Weight	365D Weight	540D Weight	ADG Index	FCR Index	Scrotum	LH
29kg	221kg | 105 (15)	267kg | 101 (20)	352kg | 104 (22)	-	-	- (B2)	-

SELLER REMARKS:

LOT 10 (F)

TT 220018

Herd Book	SP
Birth date	2022-08-28
Age	3y 1m
Inbreeding	6%
AFC	25m
Calves	1
Weaned	1
Avg. WI	76
ICP	-

TT 190020
Wean Mat. 69

Parentage	Sire	Dam
DNA		
Genomic		

GH 140001
Wean Mat. 58

ASE 060103

GH 080001
Age 6y | Avg. WI 101
Calves 3 | Weaned 3

E 160057
Age 9y | AFC 38m | ICP 373d
Calves 6 | Weaned 6 | Wean Mat. 121
Avg. WI 105 | Wean Mat. 121

AM 090025

E 110023
Age 13y | Avg. WI 106
Calves 11 | Weaned 8

TT 140049
Age 10y | AFC 33m | ICP 382d
Calves 8 | Weaned 7 | Wean Mat. 88
Avg. WI 100 | CCB - | CCW 44.9
Calvings: 17-07, 18-08, 19-11, 20-10, 21-09, 22-08, 23-09, 24-11

XY 090051
Wean Mat. 114

ASE 010040

ADM 050054
Age 5y | Avg. WI 102
Calves 3 | Weaned 3

CR 070026
Age 9y | AFC 39m | ICP 446d
Calves 6 | Weaned 4 | Wean Mat. 70
Avg. WI 92 | Wean Mat. 70

CR 030052

CR 030040
Age 13y | Avg. WI 101
Calves 10 | Weaned 7

S.T.R. MAINSSHEARD
Port Elizabeth, Eastern Cape
0823234286
crosswayfarm@gmail.com
P.O. BOX 8,,THORNHILL, 6375

Last Calf	
Calf ID	TT 240054 (F)
Birth Date	2024-09-23
Sire ID	G 170072

Calvings: 24-09

Myostatin	
Q204X	Not Tested
NT821	Not Tested
F94L	Not Tested

COW VALUE	61
91	Calving Ease Value
97	Calf Growth Value
64	Milk Value
114	Maintenance Value
77	Fertility Value
GROWTH VALUE	97
CARCASS VALUE	95
PRODUCTION VALUE	62

LOGIX GENETICS | GENETIKA
EBV Analysis 2025-08-15

Calf and Mother				Fertility			
Birth Dir.	Birth Mat.	Wean Dir.	Wean Mat.	Scr. Circ.	Heifer Fert.	Cow Fert.	Longev.
88	117	97	64	118	85	76	103
75%	57%	72%	63%	52%	48%	18%	49%

Post-Wean Growth			Frame			Carcass		
Post Wean	ADG	FCR	Mature Weight	Height	Length	EMA	Fat	Mar
88	101	93	87	94	94	108	98	98
72%	47%	6%	48%	51%	48%	44%	47%	45%

Birth Weight	205D Weight	365D Weight	540D Weight	ADG Index	FCR Index	Scrotum	LH
34kg	213kg | 100 (27)	264kg | 99 (29)	364kg | 100 (33)	-	-	- (B2)	-

SELLER REMARKS:

DRAFT

LOT 11 (F)

TT 220029

Kuddeboek	SP
Geb. dtm	2022-09-04
Oud.	3j
Inteling	6%
OEK	25m
Kalwers	1
Gespeen	1
Gem. SI	94
TKP	-

Ouerskap	Vaar	Moer
DNS		
Genomies		

TT 190020
Spn Mat. 69

- **GH 140001**, Spn Mat. 58
  - **ASE 060103**
  - **GH 080001**, Oud. 6j | Gem. SI 101, Kalwers 3 | Gespeen 3
- **E 160057**, Oud. 9j | OEK 38m | TKP 373d, Kalwers 6 | Gespeen 6 | Spn. Mat. 121, Gem. SI 105 | Spn. Mat. 121
  - **AM 090025**
  - **E 110023**, Oud. 13j | Gem. SI 106, Kalwers 11 | Gespeen 8

TT 170055
Oud. 7j | OEK 33m | TKP 380d
Kalwers 5 | Gespeen 5 | Spn. Mat. 101
Gem. SI 96 | KKG - | KKS 34.8
Kalwings: 20-09, 21-08, 22-09, 23-09, 24-11

- **HBH 140060**, Spn Mat. 141
  - **H 050089**
  - **HBH 110067**, Oud. 3j | Gem. SI 114, Kalwers 1 | Gespeen 1
- **TT 120018**, Oud. 12j | OEK 35m | TKP 381d, Kalwers 10 | Gespeen 7 | Spn. Mat. 93, Gem. SI 98 | Spn. Mat. 93
  - **XY 090035**
  - **ASE 080045**, Oud. 8j | Gem. SI 105, Kalwers 5 | Gespeen 3

S.T.R. MAINSSHEARD
Port Elizabeth, Eastern Cape
0823234286
crosswayfarm@gmail.com
P.O. BOX 8,,THORNHILL, 6375

Laaste Kalf	
Kalf ID	TT 240090 (F)
Geb. datum	2024-10-18
Vaar ID	TT 210047

Kalwings: 24-10

Miostatien	
Q204X	Nie Getoets
NT821	Nie Getoets
F94L	Nie Getoets

KOEIWAARDE	73
88	Kalfgemak Waarde
111	Kalfgroei Waarde
75	Melk Waarde
80	Onderhoudswaarde
80	Vrugbaarheidswaarde
GROEI WAARDE	112
KARKAS WAARDE	119
PRODUKSIE WAARDE	76

LOGIX EBV Analise 2025-08-15

Kalf en Moeder				Vrugbaarheid			
Geb. Dir.	Geb. Mat.	Spn. Dir.	Spn. Mat.	Skr. Omtr.	Vers Vrugb.	Koei Vrugb.	Lanklew.
86	115	111	75	126	80	83	104
75%	56%	72%	63%	52%	49%	19%	48%

Na-Speen Groei			Raam			Karkas		
Na-Speen	GDT	VOV	Volw. Gewig	Hoogte	Lengte	OSO	Vet	Mar
109	117	116	126	110	115	121	112	110
72%	48%	15%	49%	51%	48%	47%	50%	47%

Geb. Gewig	205D Gewig	365D Gewig	540D Gewig	GDT Indeks	VOV Indeks	Skrotum	LH
34kg	216kg | 102 (27)	279kg | 106 (29)	387kg | 107 (33)	-	-	- (B2)	-

VERKOPER OPMERKINGS:

LOT 12 (F)

TT 220041

Kuddeboek	SP
Geb. dtm	2022-09-09
Oud.	3j
Inteling	6%
OEK	24m
Kalwers	1
Gespeen	0
Gem. SI	-
TKP	-

Ouerskap	Vaar	Moer
DNS		
Genomies		

TT 190020
Spn Mat. 69

- **GH 140001**, Spn Mat. 58
  - **ASE 060103**
  - **GH 080001**, Oud. 6j | Gem. SI 101, Kalwers 3 | Gespeen 3
- **E 160057**, Oud. 9j | OEK 38m | TKP 373d, Kalwers 6 | Gespeen 6 | Spn. Mat. 121, Gem. SI 105 | Spn. Mat. 121
  - **AM 090025**
  - **E 110023**, Oud. 13j | Gem. SI 106, Kalwers 11 | Gespeen 8

GH 170057
Oud. 7j | OEK 34m | TKP 371d
Kalwers 5 | Gespeen 5 | Spn. Mat. 80
Gem. SI 98 | KKG - | KKS 50.4
Kalwings: 20-08, 21-08, 22-09, 23-09, 24-09

- **XY 120065**, Spn Mat. 54
  - **V 070123**
  - **XY 090008**, Oud. 16j | Gem. SI 98, Kalwers 13 | Gespeen 12
- **GH 130045**, Oud. 5j | OEK 36m | TKP 400d, Kalwers 3 | Gespeen 3 | Spn. Mat. 106, Gem. SI 107 | Spn. Mat. 106
  - **HBH 090203**
  - **GH 100165**, Oud. 11j | Gem. SI 108, Kalwers 7 | Gespeen 6

S.T.R. MAINSSHEARD
Port Elizabeth, Eastern Cape
0823234286
crosswayfarm@gmail.com
P.O. BOX 8,,THORNHILL, 6375

Laaste Kalf	
Kalf ID	TT 240012 (M)
Geb. datum	2024-09-06
Vaar ID	A 200010

Kalwings: 24-09

Miostatien	
Q204X	Nie Getoets
NT821	Nie Getoets
F94L	Nie Getoets

KOEIWAARDE	79
100	Kalfgemak Waarde
97	Kalfgroei Waarde
76	Melk Waarde
111	Onderhoudswaarde
88	Vrugbaarheidswaarde
GROEI WAARDE	102
KARKAS WAARDE	100
PRODUKSIE WAARDE	80

LOGIX EBV Analise 2025-08-15

Kalf en Moeder				Vrugbaarheid			
Geb. Dir.	Geb. Mat.	Spn. Dir.	Spn. Mat.	Skr. Omtr.	Vers Vrugb.	Koei Vrugb.	Lanklew.
96	121	97	76	121	97	85	96
75%	51%	72%	55%	53%	49%	18%	48%

Na-Speen Groei			Raam			Karkas		
Na-Speen	GDT	VOV	Volw. Gewig	Hoogte	Lengte	OSO	Vet	Mar
91	107	96	89	95	98	104	116	102
72%	48%	5%	48%	52%	49%	48%	51%	48%

Geb. Gewig	205D Gewig	365D Gewig	540D Gewig	GDT Indeks	VOV Indeks	Skrotum	LH
32kg	187kg | 86 (27)	240kg | 89 (29)	337kg | 93 (33)	-	-	- (B2)	-

VERKOPER OPMERKINGS:

DRAFT

LOT 13 (F)

TT 220063

Herd Book	SP
Birth date	2022-10-09
Age	2y 11m
Inbreeding	6%
AFC	23m
Calves	1
Weaned	1
Avg. WI	105
ICP	-

Parentage Sire Dam
DNA
Genomic

- **GH 140006** Wean Mat. 99
  - **XY 100005** Wean Mat. 115
    - **M 040002**
    - **H 980003** Age 15y | Avg. WI 94 Calves 11 | Weaned 5
  - **GH 110022** Age 5y | AFC 35m | ICP 399d Calves 3 | Weaned 3 | Wean Mat. 76 Avg. WI 89 | Wean Mat. 76
    - **HBH 061041**
    - **GH 070006** Age 11y | Avg. WI 104 Calves 8 | Weaned 7
- **TT 180027** Age 6y | AFC 35m | ICP 375d Calves 4 | Weaned 3 | Wean Mat. 139 Avg. WI 114 | CCB - | CCW 45.7 Calvings: 21-08, 22-10, 23-10, 24-09
  - **HBH 140060** Wean Mat. 141
    - **H 050089**
    - **HBH 110067** Age 3y | Avg. WI 114 Calves 1 | Weaned 1
  - **TT 150056** Age 4y | AFC 36m | ICP 409d Calves 2 | Weaned 2 | Wean Mat. 104 Avg. WI 110 | Wean Mat. 104
    - **AM 100079**
    - **XY 060046** Age 10y | Avg. WI 99 Calves 8 | Weaned 8

S.T.R. MAINSSHEARD
Port Elizabeth, Eastern Cape
0823234286
crosswayfarm@gmail.com
P.O. BOX 8,,THORNHILL, 6375

Last Calf	
Calf ID	TT 240023 (F)
Birth Date	2024-09-13
Sire ID	TT 190020

Calvings: 24-09

Myostatin	
Q204X	Not Tested
NT821	Not Tested
F94L	Not Tested

COW VALUE	117
88	Calving Ease Value
113	Calf Growth Value
120	Milk Value
76	Maintenance Value
112	Fertility Value
GROWTH VALUE	111
CARCASS VALUE	106
PRODUCTION VALUE	117

LOGIX GENETICS | GENETRIX EBV Analysis 2025-08-15

Calf and Mother				Fertility			
Birth Dir.	Birth Mat.	Wean Dir.	Wean Mat.	Scr. Circ.	Heifer Fert.	Cow Fert.	Longev.
88	101	113	120	108	102	114	104
73%	55%	70%	60%	50%	47%	20%	50%

Post-Wean Growth			Frame			Carcass		
Post Wean	ADG	FCR	Mature Weight	Height	Length	EMA	Fat	Mar
111	113	97	127	108	110	113	81	68
70%	44%	16%	53%	48%	44%	43%	47%	44%

Birth Weight	205D Weight	365D Weight	540D Weight	ADG Index	FCR Index	Scrotum	LH
32kg	243kg | 118 (27)	297kg | 115 (29)	392kg | 110 (33)	-	-	- (B2)	-

SELLER REMARKS:

LOT 14 (F)

TT 220083

Herd Book	SP
Birth date	2022-11-14
Age	2y 10m
Inbreeding	6%
AFC	23m
Calves	1
Weaned	0
Avg. WI	-
ICP	-

Parentage Sire Dam
DNA
Genomic

- **TT 140032** Wean Mat. 83
  - **AM 100079** Wean Mat. 97
    - **W 060015**
    - **AM 060028** Age 8y | Avg. WI 107 Calves 6 | Weaned 5
  - **XY 100030** Age 12y | AFC 34m | ICP 388d Calves 9 | Weaned 7 | Wean Mat. 90 Avg. WI 100 | Wean Mat. 90
    - **ASE 010040**
    - **XY 070012** Age 12y | Avg. WI 92 Calves 11 | Weaned 11
- **TT 130012** Age 10y | AFC 30m | ICP 405d Calves 7 | Weaned 7 | Wean Mat. 95 Avg. WI 105 | CCB - | CCW 40.9 Calvings: 16-03, 17-10, 18-11, 19-11, 20-11, 21-10, 22-11
  - **HBH 000534** Wean Mat. 94
    - **J 960151**
    - **HBH 960155** Age 4y | Avg. WI 104 Calves 2 | Weaned 2
  - **CR 070103** Age 9y | AFC 36m | ICP 445d Calves 6 | Weaned 3 | Wean Mat. 88 Avg. WI 102 | Wean Mat. 88
    - **CR 030052**
    - **CR 030013** Age 13y | Avg. WI 104 Calves 9 | Weaned 6

S.T.R. MAINSSHEARD
Port Elizabeth, Eastern Cape
0823234286
crosswayfarm@gmail.com
P.O. BOX 8,,THORNHILL, 6375

Last Calf	
Calf ID	TT 240095 (M)
Birth Date	2024-10-29
Sire ID	TT 210047

Calvings: 24-10

Myostatin	
Q204X	Not Tested
NT821	Not Tested
F94L	Not Tested

COW VALUE	87
101	Calving Ease Value
104	Calf Growth Value
88	Milk Value
94	Maintenance Value
84	Fertility Value
GROWTH VALUE	86
CARCASS VALUE	88
PRODUCTION VALUE	84

LOGIX GENETICS | GENETRIX EBV Analysis 2025-08-15

Calf and Mother				Fertility			
Birth Dir.	Birth Mat.	Wean Dir.	Wean Mat.	Scr. Circ.	Heifer Fert.	Cow Fert.	Longev.
99	107	104	88	106	74	91	81
73%	51%	71%	55%	47%	49%	23%	52%

Post-Wean Growth			Frame			Carcass		
Post Wean	ADG	FCR	Mature Weight	Height	Length	EMA	Fat	Mar
94	92	89	107	100	98	106	97	97
70%	41%	12%	52%	46%	42%	38%	40%	36%

Birth Weight	205D Weight	365D Weight	540D Weight	ADG Index	FCR Index	Scrotum	LH
33kg	236kg | 113 (27)	276kg | 105 (29)	372kg | 103 (33)	-	-	- (B2)	-

SELLER REMARKS:

DRAFT

LOT 15 (F)

TT 230002

Kuddeboek	SP
Geb. dtm	2023-08-10
Oud.	2j 1m
Inteling	7%

ADM 200045
Spn Mat. 101

Ouerskap	Vaar	Moer
DNS		
Genomies		

ST 200077
Oud. 4j | OEK 34m | TKP 494d
Kalwers 2 | Gespeen 2 | Spn. Mat. 99
Gem. SI 100 | KKG - | KKS 50.5
Kalwings: 23-08, 24-12

- **GH 140006** Spn Mat. 99
  - **XY 100005**
  - **GH 110022** Oud. 5j | Gem. SI 89 Kalwers 3 | Gespeen 3
- **E 160106** Oud. 4j | OEK 34m | TKP 387d Kalwers 2 | Gespeen 2 | Spn. Mat. 105 Gem. SI 102 | Spn. Mat. 105
  - **AM 090025**
  - **E 100011** Oud. 10j | Gem. SI 94 Kalwers 7 | Gespeen 5
- **HBH 160026** Spn Mat. 91
  - **HBH 110031**
  - **HBH 130033** Oud. 11j | Gem. SI 99 Kalwers 9 | Gespeen 9
- **ST 160034** Oud. 8j | OEK 37m | TKP 367d Kalwers 6 | Gespeen 4 | Spn. Mat. 110 Gem. SI 109 | Spn. Mat. 110
  - **R 090088**
  - **T 130043** Oud. 10j | Gem. SI 98 Kalwers 8 | Gespeen 7

S.T.R. MAINSSHEARD
Port Elizabeth, Eastern Cape
0823234286
crosswayfarm@gmail.com
P.O. BOX 8,,THORNHILL, 6375

KOEIWAARDE	98
104	Kalfgemak Waarde
101	Kalfgroei Waarde
100	Melk Waarde
99	Onderhoudswaarde
89	Vrugbaarheidswaarde
GROEI WAARDE	109
KARKAS WAARDE	98
PRODUKSIE WAARDE	99

LOGIX GENETICS | GENETRIX — EBV Analise 2025-08-15

Kalf en Moeder				Vrugbaarheid			
Geb. Dir.	Geb. Mat.	Spn. Dir.	Spn. Mat.	Skr. Omtr.	Vers Vrugb.	Koei Vrugb.	Lanklew.
104	102	101	100	108	91	91	109
73%	40%	54%	39%	40%	27%	14%	43%

Na-Speen Groei			Raam			Karkas		
Na-Speen	GDT	VOV	Volw. Gewig	Hoogte	Lengte	OSO	Vet	Mar
96	112	-	100	99	98	100	94	69
51%	32%		38%	38%	33%	31%	36%	32%

Miostatien	
Q204X	Nie Getoets
NT821	Nie Getoets
F94L	Nie Getoets

Geb. Gewig	205D Gewig	365D Gewig	540D Gewig	GDT Indeks	VOV Indeks	Skrotum	LH
28kg	243kg | 100 (1)	281kg | 121 (42)	352kg | 108 (39)	-	-	- (B2)	-

VERKOPER OPMERKINGS:

LOT 16 (F)

TT 230005

Kuddeboek	SP
Geb. dtm	2023-08-26
Oud.	2j 1m
Inteling	6%

G 170072
Spn Mat. 87

Ouerskap	Vaar	Moer
DNS		
Genomies		

TT 130014
Oud. 11j | OEK 29m | TKP 392d
Kalwers 9 | Gespeen 8 | Spn. Mat. 117
Gem. SI 104 | KKG - | KKS 41
Kalwings: 16-04, 17-07, 18-08, 19-08, 20-08, 21-08, 22-09, 23-08, 24-11

- **R 110003** Spn Mat. 102
  - **R 960039**
  - **R 050015** Oud. 15j | Gem. SI 103 Kalwers 13 | Gespeen 12
- **G 140072** Oud. 11j | OEK 36m | TKP 430d Kalwers 7 | Gespeen 7 | Spn. Mat. 101 Gem. SI 110 | Spn. Mat. 101
  - **CR 070037**
  - **SW 100011** Oud. 13j | Gem. SI 104 Kalwers 10 | Gespeen 9
- **D 100055** Spn Mat. 89
  - **AM 060041**
  - **ADM 080004** Oud. 9j | Gem. SI 95 Kalwers 3 | Gespeen 3
- **SW 060074** Oud. 15j | OEK 36m | TKP 386d Kalwers 12 | Gespeen 9 | Spn. Mat. 127 Gem. SI 104 | Spn. Mat. 127
  - **CR 010015**
  - **ASE 990053** Oud. 11j | Gem. SI 103 Kalwers 8 | Gespeen 7

S.T.R. MAINSSHEARD
Port Elizabeth, Eastern Cape
0823234286
crosswayfarm@gmail.com
P.O. BOX 8,,THORNHILL, 6375

KOEIWAARDE	112
121	Kalfgemak Waarde
103	Kalfgroei Waarde
101	Melk Waarde
91	Onderhoudswaarde
96	Vrugbaarheidswaarde
GROEI WAARDE	96
KARKAS WAARDE	107
PRODUKSIE WAARDE	109

LOGIX GENETICS | GENETRIX — EBV Analise 2025-08-15

Kalf en Moeder				Vrugbaarheid			
Geb. Dir.	Geb. Mat.	Spn. Dir.	Spn. Mat.	Skr. Omtr.	Vers Vrugb.	Koei Vrugb.	Lanklew.
123	87	103	101	112	85	101	107
74%	52%	71%	57%	49%	33%	16%	52%

Na-Speen Groei			Raam			Karkas		
Na-Speen	GDT	VOV	Volw. Gewig	Hoogte	Lengte	OSO	Vet	Mar
100	102	91	109	105	106	97	85	115
71%	43%	10%	53%	48%	44%	36%	41%	36%

Miostatien	
Q204X	Nie Getoets
NT821	Nie Getoets
F94L	Nie Getoets

Geb. Gewig	205D Gewig	365D Gewig	540D Gewig	GDT Indeks	VOV Indeks	Skrotum	LH
25kg	191kg | 102 (38)	253kg | 107 (42)	334kg | 102 (39)	-	-	- (B2)	-

VERKOPER OPMERKINGS:

DRAFT

LOT 17 (F)

TT 230007

Herd Book	SP
Birth date	2023-08-28
Age	2y 1m
Inbreeding	5%

Parentage Sire Dam
DNA
Genomic

- G 170072 — Wean Mat. 87
  - R 110003 — Wean Mat. 102
    - R 960039
    - R 050015 — Age 15y | Avg. WI 103 | Calves 13 | Weaned 12
  - G 140072 — Age 11y | AFC 36m | ICP 430d | Calves 7 | Weaned 7 | Wean Mat. 101 | Avg. WI 110 | Wean Mat. 101
    - CR 070037
    - SW 100011 — Age 13y | Avg. WI 104 | Calves 10 | Weaned 9
- GH 200060 — Age 4y | AFC 34m | ICP 387d | Calves 2 | Weaned 2 | Wean Mat. 96 | Avg. WI 103 | CCB - | CCW 47.4 | Calvings: 23-08, 24-09
  - ADM 160011 — Wean Mat. 93
    - XY 100005
    - GH 130040 — Age 5y | Avg. WI 93 | Calves 1 | Weaned 1
  - GH 150027 — Age 9y | AFC 36m | ICP 365d | Calves 7 | Weaned 6 | Wean Mat. 84 | Avg. WI 97 | Wean Mat. 84
    - W 070014
    - GH 110029 — Age 6y | Avg. WI 97 | Calves 4 | Weaned 2

S.T.R. MAINSSHEARD
Port Elizabeth, Eastern Cape
0823234286
crosswayfarm@gmail.com
P.O. BOX 8,,THORNHILL, 6375

COW VALUE	107
92	Calving Ease Value
118	Calf Growth Value
91	Milk Value
81	Maintenance Value
108	Fertility Value
GROWTH VALUE	98
CARCASS VALUE	104
PRODUCTION VALUE	105

LOGIX GENETICS | GENETIKA — EBV Analysis 2025-08-15

Calf and Mother				Fertility			
Birth Dir.	Birth Mat.	Wean Dir.	Wean Mat.	Scr. Circ.	Heifer Fert.	Cow Fert.	Longev.
95	86	118	91	116	101	109	110
74%	46%	71%	52%	47%	34%	16%	48%

Post-Wean Growth			Frame			Carcass		
Post Wean	ADG	FCR	Mature Weight	Height	Length	EMA	Fat	Mar
120	101	-	123	102	104	93	84	102
72%	42%		52%	46%	42%	33%	37%	34%

Myostatin	
Q204X	Not Tested
NT821	Not Tested
F94L	Not Tested

Birth Weight	205D Weight	365D Weight	540D Weight	ADG Index	FCR Index	Scrotum	LH
30kg	203kg | 106 (38)	280kg | 120 (42)	355kg | 108 (39)	-	-	- (B2)	-

SELLER REMARKS:

LOT 19 (F)

TT 230014

Herd Book	SP
Birth date	2023-09-02
Age	2y
Inbreeding	6%

Parentage Sire Dam
DNA
Genomic

- G 170072 — Wean Mat. 87
  - R 110003 — Wean Mat. 102
    - R 960039
    - R 050015 — Age 15y | Avg. WI 103 | Calves 13 | Weaned 12
  - G 140072 — Age 11y | AFC 36m | ICP 430d | Calves 7 | Weaned 7 | Wean Mat. 101 | Avg. WI 110 | Wean Mat. 101
    - CR 070037
    - SW 100011 — Age 13y | Avg. WI 104 | Calves 10 | Weaned 9
- TT 150018 — Age 10y | AFC 35m | ICP 375d | Calves 7 | Weaned 7 | Wean Mat. 103 | Avg. WI 102 | CCB - | CCW 46.8 | Calvings: 18-08, 19-08, 20-11, 21-10, 22-10, 23-09, 24-10
  - AM 100079 — Wean Mat. 97
    - W 060015
    - AM 060028 — Age 8y | Avg. WI 107 | Calves 6 | Weaned 5
  - XY 110050 — Age 5y | AFC 28m | ICP 484d | Calves 3 | Weaned 2 | Wean Mat. 108 | Avg. WI 113 | Wean Mat. 108
    - AM 080012
    - XY 090014 — Age 8y | Avg. WI 108 | Calves 5 | Weaned 1

S.T.R. MAINSSHEARD
Port Elizabeth, Eastern Cape
0823234286
crosswayfarm@gmail.com
P.O. BOX 8,,THORNHILL, 6375

COW VALUE	119
106	Calving Ease Value
124	Calf Growth Value
94	Milk Value
90	Maintenance Value
95	Fertility Value
GROWTH VALUE	88
CARCASS VALUE	112
PRODUCTION VALUE	114

LOGIX GENETICS | GENETIKA — EBV Analysis 2025-08-15

Calf and Mother				Fertility			
Birth Dir.	Birth Mat.	Wean Dir.	Wean Mat.	Scr. Circ.	Heifer Fert.	Cow Fert.	Longev.
104	108	124	94	114	97	95	105
74%	51%	71%	56%	54%	37%	18%	52%

Post-Wean Growth			Frame			Carcass		
Post Wean	ADG	FCR	Mature Weight	Height	Length	EMA	Fat	Mar
117	93	82	111	101	109	97	91	103
71%	48%	9%	53%	53%	48%	41%	46%	42%

Myostatin	
Q204X	Not Tested
NT821	Not Tested
F94L	Not Tested

Birth Weight	205D Weight	365D Weight	540D Weight	ADG Index	FCR Index	Scrotum	LH
30kg	205kg | 108 (38)	262kg | 109 (42)	348kg | 105 (39)	-	-	- (B2)	-

SELLER REMARKS:

DRAFT

LOT 20 (F)

TT 230012

Kuddeboek	SP
Geb. dtm	2023-08-30
Oud.	2j 1m
Inteling	6%

G 170072
Spn Mat. 87

Ouerskap	Vaar	Moer
DNS		
Genomies		

TT 190013
Oud. 6j | OEK 36m | TKP 391d
Kalwers 3 | Gespeen 3 | Spn. Mat. 92
Gem. SI 94 | KKG - | KKS 50.5
Kalwings: 22-08, 23-08, 24-10

R 110003
Spn Mat. 102

- **R 960039**
- **R 050015**
  Oud. 15j | Gem. SI 103
  Kalwers 13 | Gespeen 12

G 140072
Oud. 11j | OEK 36m | TKP 430d
Kalwers 7 | Gespeen 7 | Spn. Mat. 101
Gem. SI 110 | Spn. Mat. 101

- **CR 070037**
- **SW 100011**
  Oud. 13j | Gem. SI 104
  Kalwers 10 | Gespeen 9

W 050018
Spn Mat. 104

- **JM 960055**
- **W 960071**
  Oud. 18j | Gem. SI 103
  Kalwers 14 | Gespeen 10

TT 170021
Oud. 3j | OEK 24m | TKP -
Kalwers 1 | Gespeen 1 | Spn. Mat. 89
Gem. SI 87 | Spn. Mat. 89

- **AM 090038**
- **TT 140049**
  Oud. 10j | Gem. SI 100
  Kalwers 8 | Gespeen 7

S.T.R. MAINSSHEARD
Port Elizabeth, Eastern Cape
0823234286
crosswayfarm@gmail.com
P.O. BOX 8,,THORNHILL, 6375

KOEIWAARDE	95
108	Kalfgemak Waarde
98	Kalfgroei Waarde
91	Melk Waarde
121	Onderhoudswaarde
84	Vrugbaarheidswaarde
GROEI WAARDE	83
KARKAS WAARDE	96
PRODUKSIE WAARDE	90

LOGIX GENETICS CORPORA EBV Analise 2025-08-15

Kalf en Moeder				Vrugbaarheid			
Geb. Dir.	Geb. Mat.	Spn. Dir.	Spn. Mat.	Skr. Omtr.	Vers Vrugb.	Koei Vrugb.	Lanklew.
111	86	98	91	111	84	86	109
73%	48%	69%	53%	50%	36%	19%	50%

Na-Speen Groei			Raam			Karkas		
Na-Speen	GDT	VOV	Volw. Gewig	Hoogte	Lengte	OSO	Vet	Mar
90	82	76	83	88	89	81	85	108
70%	45%	5%	51%	49%	45%	35%	40%	36%

Miostatien	
Q204X	Nie Getoets
NT821	Nie Getoets
F94L	Nie Getoets

Geb. Gewig	205D Gewig	365D Gewig	540D Gewig	GDT Indeks	VOV Indeks	Skrotum	LH
30kg	176kg | 90 (38)	216kg | 89 (42)	290kg | 86 (39)	-	-	- (B2)	-

VERKOPER OPMERKINGS:

LOT 20 (F)

TT 230012

Kuddeboek	SP
Geb. dtm	2023-08-30
Oud.	2j 1m
Inteling	6%

G 170072
Spn Mat. 87

Ouerskap	Vaar	Moer
DNS		
Genomies		

TT 190013
Oud. 6j | OEK 36m | TKP 391d
Kalwers 3 | Gespeen 3 | Spn. Mat. 92
Gem. SI 94 | KKG - | KKS 50.5
Kalwings: 22-08, 23-08, 24-10

R 110003
Spn Mat. 102
- R 960039
- R 050015
  Oud. 15j | Gem. SI 103
  Kalwers 13 | Gespeen 12

G 140072
Oud. 11j | OEK 36m | TKP 430d
Kalwers 7 | Gespeen 7 | Spn. Mat. 101
Gem. SI 110 | Spn. Mat. 101
- CR 070037
- SW 100011
  Oud. 13j | Gem. SI 104
  Kalwers 10 | Gespeen 9

W 050018
Spn Mat. 104
- JM 960055
- W 960071
  Oud. 18j | Gem. SI 103
  Kalwers 14 | Gespeen 10

TT 170021
Oud. 3j | OEK 24m | TKP -
Kalwers 1 | Gespeen 1 | Spn. Mat. 89
Gem. SI 87 | Spn. Mat. 89
- AM 090038
- TT 140049
  Oud. 10j | Gem. SI 100
  Kalwers 8 | Gespeen 7

S.T.R. MAINSSHEARD
Port Elizabeth, Eastern Cape
0823234286
crosswayfarm@gmail.com
P.O. BOX 8,,THORNHILL, 6375

KOEIWAARDE	95
108	Kalfgemak Waarde
98	Kalfgroei Waarde
91	Melk Waarde
121	Onderhoudswaarde
84	Vrugbaarheidswaarde
GROEI WAARDE	83
KARKAS WAARDE	96
PRODUKSIE WAARDE	90

LOGIX GENETICS CORPORA EBV Analise 2025-08-15

Kalf en Moeder				Vrugbaarheid			
Geb. Dir.	Geb. Mat.	Spn. Dir.	Spn. Mat.	Skr. Omtr.	Vers Vrugb.	Koei Vrugb.	Lanklew.
111	86	98	91	111	84	86	109
73%	48%	69%	53%	50%	36%	19%	50%

Na-Speen Groei			Raam			Karkas		
Na-Speen	GDT	VOV	Volw. Gewig	Hoogte	Lengte	OSO	Vet	Mar
90	82	76	83	88	89	81	85	108
70%	45%	5%	51%	49%	45%	35%	40%	36%

Miostatien	
Q204X	Nie Getoets
NT821	Nie Getoets
F94L	Nie Getoets

Geb. Gewig	205D Gewig	365D Gewig	540D Gewig	GDT Indeks	VOV Indeks	Skrotum	LH
30kg	176kg | 90 (38)	216kg | 89 (42)	290kg | 86 (39)	-	-	- (B2)	-

VERKOPER OPMERKINGS:

DRAFT

LOT 21 (F)

TT 230017

Herd Book	SP
Birth date	2023-09-05
Age	2y
Inbreeding	5%

S.T.R. MAINSSHEARD

Port Elizabeth, Eastern Cape
0823234286
crosswayfarm@gmail.com
P.O. BOX 8,,THORNHILL, 6375

Parentage	Sire	Dam
DNA		
Genomic		

- G 170072 — Wean Mat. 87
  - R 110003 — Wean Mat. 102
    - R 960039
    - R 050015 — Age 15y | Avg. WI 103 | Calves 13 | Weaned 12
  - G 140072 — Age 11y | AFC 36m | ICP 430d | Calves 7 | Weaned 7 | Wean Mat. 101 | Avg. WI 110 | Wean Mat. 101
    - CR 070037
    - SW 100011 — Age 13y | Avg. WI 104 | Calves 10 | Weaned 9
- A 180002 — Age 7y | AFC 37m | ICP 372d | Calves 4 | Weaned 4 | Wean Mat. 119 | Avg. WI 110 | CCB - | CCW 45.3 | Calvings: 21-08, 22-09, 23-09, 24-09
  - W 140028 — Wean Mat. 91
    - ASE 090026
    - W 120005 — Age 6y | Avg. WI 111 | Calves 3 | Weaned 2
  - SW 150005 — Age 4y | AFC 39m | ICP - | Calves 1 | Weaned 1 | Wean Mat. 118 | Avg. WI 93 | Wean Mat. 118
    - SW 100052
    - SW 090047 — Age 15y | Avg. WI 107 | Calves 13 | Weaned 12

COW VALUE	120
100	Calving Ease Value
128	Calf Growth Value
101	Milk Value
73	Maintenance Value
97	Fertility Value
GROWTH VALUE	101
CARCASS VALUE	117
PRODUCTION VALUE	117

LOGIX EBV Analysis 2025-08-15

Calf and Mother				Fertility			
Birth Dir.	Birth Mat.	Wean Dir.	Wean Mat.	Scr. Circ.	Heifer Fert.	Cow Fert.	Longev.
101	95	128	101	129	92	99	108
74%	49%	71%	54%	50%	33%	17%	48%

Post-Wean Growth			Frame			Carcass		
Post Wean	ADG	FCR	Mature Weight	Height	Length	EMA	Fat	Mar
127	108	-	134	118	120	101	82	122
72%	44%		53%	49%	45%	38%	43%	38%

Myostatin	
Q204X	Not Tested
NT821	Not Tested
F94L	Not Tested

Birth Weight	205D Weight	365D Weight	540D Weight	ADG Index	FCR Index	Scrotum	LH
30kg	221kg | 118 (38)	305kg | 129 (42)	373kg | 114 (39)	-	-	- (B2)	-

SELLER REMARKS:

LOT 22 (F)

TT 230020

Herd Book	SP
Birth date	2023-09-06
Age	2y
Inbreeding	6%

S.T.R. MAINSSHEARD

Port Elizabeth, Eastern Cape
0823234286
crosswayfarm@gmail.com
P.O. BOX 8,,THORNHILL, 6375

Parentage	Sire	Dam
DNA		
Genomic		

- G 170072 — Wean Mat. 87
  - R 110003 — Wean Mat. 102
    - R 960039
    - R 050015 — Age 15y | Avg. WI 103 | Calves 13 | Weaned 12
  - G 140072 — Age 11y | AFC 36m | ICP 430d | Calves 7 | Weaned 7 | Wean Mat. 101 | Avg. WI 110 | Wean Mat. 101
    - CR 070037
    - SW 100011 — Age 13y | Avg. WI 104 | Calves 10 | Weaned 9
- TT 170055 — Age 7y | AFC 33m | ICP 380d | Calves 5 | Weaned 5 | Wean Mat. 101 | Avg. WI 96 | CCB - | CCW 34.8 | Calvings: 20-09, 21-08, 22-09, 23-09, 24-11
  - HBH 140060 — Wean Mat. 141
    - H 050089
    - HBH 110067 — Age 3y | Avg. WI 114 | Calves 1 | Weaned 1
  - TT 120018 — Age 12y | AFC 35m | ICP 381d | Calves 10 | Weaned 7 | Wean Mat. 93 | Avg. WI 98 | Wean Mat. 93
    - XY 090035
    - ASE 080045 — Age 8y | Avg. WI 105 | Calves 5 | Weaned 3

COW VALUE	102
112	Calving Ease Value
109	Calf Growth Value
94	Milk Value
79	Maintenance Value
90	Fertility Value
GROWTH VALUE	97
CARCASS VALUE	115
PRODUCTION VALUE	100

LOGIX EBV Analysis 2025-08-15

Calf and Mother				Fertility			
Birth Dir.	Birth Mat.	Wean Dir.	Wean Mat.	Scr. Circ.	Heifer Fert.	Cow Fert.	Longev.
115	83	109	94	118	89	92	109
74%	51%	71%	56%	51%	38%	20%	51%

Post-Wean Growth			Frame			Carcass		
Post Wean	ADG	FCR	Mature Weight	Height	Length	EMA	Fat	Mar
110	100	97	126	103	107	103	103	116
72%	46%	15%	54%	50%	46%	39%	43%	39%

Myostatin	
Q204X	Not Tested
NT821	Not Tested
F94L	Not Tested

Birth Weight	205D Weight	365D Weight	540D Weight	ADG Index	FCR Index	Scrotum	LH
27kg	183kg | 96 (38)	244kg | 102 (42)	321kg | 97 (39)	-	-	- (B2)	-

SELLER REMARKS:

DRAFT

LOT 23 (F)

TT 230023

Kuddeboek	SP
Geb. dtm	2023-09-07
Oud.	2j
Inteling	6%

HBH 140060
Spn Mat. 141

Ouerskap	Vaar	Moer
DNS		
Genomies		

TT 190033
Oud. 5j | OEK 35m | TKP 380d
Kalwers 3 | Gespeen 3 | Spn. Mat. 98
Gem. SI 99 | KKG - | KKS 45
Kalwings: 22-09, 23-09, 24-10

H 050089
Spn Mat. 96

- **H 990022**
- **H 980036**
  Oud. 13j | Gem. SI 120
  Kalwers 10 | Gespeen 7

HBH 110067
Oud. 3j | OEK 35m | TKP -
Kalwers 1 | Gespeen 1 | Spn. Mat. 141
Gem. SI 114 | Spn. Mat. 141

- **HBH 070026**
- **HBH 080093**
  Oud. 14j | Gem. SI 106
  Kalwers 12 | Gespeen 10

AM 100079
Spn Mat. 97

- **W 060015**
- **AM 060028**
  Oud. 8j | Gem. SI 107
  Kalwers 6 | Gespeen 5

XY 090022
Oud. 13j | OEK 35m | TKP 363d
Kalwers 10 | Gespeen 8 | Spn. Mat. 95
Gem. SI 108 | Spn. Mat. 95

- **HBH 061018**
- **XY 060006**
  Oud. 10j | Gem. SI 91
  Kalwers 8 | Gespeen 7

S.T.R. MAINSSHEARD
Port Elizabeth, Eastern Cape
0823234286
crosswayfarm@gmail.com
P.O. BOX 8,,THORNHILL, 6375

KOEIWAARDE	116
82	Kalfgemak Waarde
122	Kalfgroei Waarde
120	Melk Waarde
73	Onderhoudswaarde
101	Vrugbaarheidswaarde
GROEI WAARDE	110
KARKAS WAARDE	117
PRODUKSIE WAARDE	116

LOGIX GENETICS GENETICA EBV Analise 2025-08-15

Kalf en Moeder				Vrugbaarheid			
Geb. Dir.	Geb. Mat.	Spn. Dir.	Spn. Mat.	Skr. Omtr.	Vers Vrugb.	Koei Vrugb.	Lanklew.
82	107	122	120	117	99	101	102
73%	54%	70%	57%	52%	44%	28%	54%

Na-Speen Groei			Raam			Karkas		
Na-Speen	GDT	VOV	Volw. Gewig	Hoogte	Lengte	OSO	Vet	Mar
126	117	125	132	115	123	127	122	113
71%	48%	30%	57%	51%	48%	47%	49%	47%

Miostatien	
Q204X	Nie Getoets
NT821	Nie Getoets
F94L	Nie Getoets

Geb. Gewig	205D Gewig	365D Gewig	540D Gewig	GDT Indeks	VOV Indeks	Skrotum	LH
32kg	202kg | 105 (38)	260kg | 108 (42)	361kg | 109 (39)	-	-	- (B2)	-

VERKOPER OPMERKINGS:

LOT 24 (F)

TT 230026

Kuddeboek	SP
Geb. dtm	2023-09-08
Oud.	2j
Inteling	5%

A 200010
Spn Mat. 116

Ouerskap	Vaar	Moer
DNS		
Genomies		

TT 210028
Oud. 4j | OEK 24m | TKP 377d
Kalwers 2 | Gespeen 2 | Spn. Mat. 97
Gem. SI 94 | KKG - | KKS 47.1
Kalwings: 23-09, 24-09

AM 130144
Spn Mat. 90

- **H 050089**
- **AM 060010**
  Oud. 14j | Gem. SI 95
  Kalwers 11 | Gespeen 7

ASE 130034
Oud. 11j | OEK 35m | TKP 421d
Kalwers 8 | Gespeen 8 | Spn. Mat. 131
Gem. SI 100 | Spn. Mat. 131

- **ASE 060105**
- **ASE 090033**
  Oud. 4j | Gem. SI 106
  Kalwers 2 | Gespeen 2

GH 140006
Spn Mat. 99

- **XY 100005**
- **GH 110022**
  Oud. 5j | Gem. SI 89
  Kalwers 3 | Gespeen 3

TT 150035
Oud. 9j | OEK 35m | TKP 371d
Kalwers 7 | Gespeen 7 | Spn. Mat. 111
Gem. SI 101 | Spn. Mat. 111

- **AM 100079**
- **TT 120004**
  Oud. 13j | Gem. SI 108
  Kalwers 11 | Gespeen 10

S.T.R. MAINSSHEARD
Port Elizabeth, Eastern Cape
0823234286
crosswayfarm@gmail.com
P.O. BOX 8,,THORNHILL, 6375

KOEIWAARDE	101
106	Kalfgemak Waarde
82	Kalfgroei Waarde
108	Melk Waarde
123	Onderhoudswaarde
109	Vrugbaarheidswaarde
GROEI WAARDE	78
KARKAS WAARDE	81
PRODUKSIE WAARDE	95

LOGIX GENETICS GENETICA EBV Analise 2025-08-15

Kalf en Moeder				Vrugbaarheid			
Geb. Dir.	Geb. Mat.	Spn. Dir.	Spn. Mat.	Skr. Omtr.	Vers Vrugb.	Koei Vrugb.	Lanklew.
104	113	82	108	85	102	110	106
71%	42%	67%	46%	42%	32%	18%	44%

Na-Speen Groei			Raam			Karkas		
Na-Speen	GDT	VOV	Volw. Gewig	Hoogte	Lengte	OSO	Vet	Mar
78	76	76	81	69	76	79	90	86
67%	36%	9%	45%	41%	37%	35%	39%	36%

Miostatien	
Q204X	Nie Getoets
NT821	Nie Getoets
F94L	Nie Getoets

Geb. Gewig	205D Gewig	365D Gewig	540D Gewig	GDT Indeks	VOV Indeks	Skrotum	LH
28kg	170kg | 87 (38)	206kg | 87 (42)	282kg | 86 (39)	-	-	- (B2)	-

VERKOPER OPMERKINGS:

DRAFT

LOT 25 (F)

TT 230034

Herd Book	SP
Birth date	2023-09-11
Age	2y
Inbreeding	5%

Parentage	Sire	Dam
DNA		
Genomic		

- TT 190020 (Wean Mat. 69)
  - GH 140001 (Wean Mat. 58)
    - ASE 060103
    - GH 080001 — Age 6y | Avg. WI 101 | Calves 3 | Weaned 3
  - E 160057 — Age 9y | AFC 38m | ICP 373d | Calves 6 | Weaned 6 | Wean Mat. 121 | Avg. WI 105 | Wean Mat. 121
    - AM 090025
    - E 110023 — Age 13y | Avg. WI 106 | Calves 11 | Weaned 8
- TT 160048 — Age 8y | AFC 35m | ICP 368d | Calves 6 | Weaned 6 | Wean Mat. 105 | Avg. WI 99 | CCB - | CCW 47.6
  - TT 120B03 (Wean Mat. 128)
    - XY 090051
    - XY 090084 — Age 7y | Avg. WI 99 | Calves 5 | Weaned 4
  - TT 120016 — Age 5y | AFC 36m | ICP 394d | Calves 2 | Weaned 2 | Wean Mat. 98 | Avg. WI 125 | Wean Mat. 98
    - T 020011
    - CR 020065 — Age 16y | Avg. WI 89 | Calves 14 | Weaned 8

Calvings: 19-09, 20-08, 21-09, 22-09, 23-09, 24-09

S.T.R. MAINSSHEARD
Port Elizabeth, Eastern Cape
0823234286
crosswayfarm@gmail.com
P.O. BOX 8,,THORNHILL, 6375

COW VALUE	93
82	Calving Ease Value
118	Calf Growth Value
88	Milk Value
96	Maintenance Value
89	Fertility Value
GROWTH VALUE	116
CARCASS VALUE	118
PRODUCTION VALUE	95

LOGIX EBV Analysis 2025-08-15

Calf and Mother				Fertility			
Birth Dir.	Birth Mat.	Wean Dir.	Wean Mat.	Scr. Circ.	Heifer Fert.	Cow Fert.	Longev.
72	127	118	88	127	93	89	102
74%	51%	71%	56%	51%	40%	16%	48%

Post-Wean Growth			Frame			Carcass		
Post Wean	ADG	FCR	Mature Weight	Height	Length	EMA	Fat	Mar
110	121	108	104	111	115	120	106	101
72%	46%	11%	48%	50%	47%	45%	48%	46%

Myostatin	
Q204X	Not Tested
NT821	Not Tested
F94L	Not Tested

Birth Weight	205D Weight	365D Weight	540D Weight	ADG Index	FCR Index	Scrotum	LH
35kg	200kg | 102 (38)	253kg | 102 (42)	355kg | 106 (39)	-	-	- (B2)	-

SELLER REMARKS:

LOT 26 (F)

TT 230044

Herd Book	SP
Birth date	2023-09-14
Age	2y
Inbreeding	5%

Parentage	Sire	Dam
DNA		
Genomic		

- TT 190020 (Wean Mat. 69)
  - GH 140001 (Wean Mat. 58)
    - ASE 060103
    - GH 080001 — Age 6y | Avg. WI 101 | Calves 3 | Weaned 3
  - E 160057 — Age 9y | AFC 38m | ICP 373d | Calves 6 | Weaned 6 | Wean Mat. 121 | Avg. WI 105 | Wean Mat. 121
    - AM 090025
    - E 110023 — Age 13y | Avg. WI 106 | Calves 11 | Weaned 8
- TT 190039 — Age 5y | AFC 34m | ICP 386d | Calves 3 | Weaned 3 | Wean Mat. 141 | Avg. WI 117 | CCB - | CCW 52.1
  - HBH 140060 (Wean Mat. 141)
    - H 050089
    - HBH 110067 — Age 3y | Avg. WI 114 | Calves 1 | Weaned 1
  - TT 150060 — Age 5y | AFC 35m | ICP 396d | Calves 2 | Weaned 2 | Wean Mat. 105 | Avg. WI 102 | Wean Mat. 105
    - AM 100079
    - XY 110066 — Age 6y | Avg. WI 110 | Calves 4 | Weaned 3

Calvings: 22-08, 23-09, 24-10

S.T.R. MAINSSHEARD
Port Elizabeth, Eastern Cape
0823234286
crosswayfarm@gmail.com
P.O. BOX 8,,THORNHILL, 6375

COW VALUE	112
83	Calving Ease Value
128	Calf Growth Value
103	Milk Value
81	Maintenance Value
93	Fertility Value
GROWTH VALUE	119
CARCASS VALUE	130
PRODUCTION VALUE	113

LOGIX EBV Analysis 2025-08-15

Calf and Mother				Fertility			
Birth Dir.	Birth Mat.	Wean Dir.	Wean Mat.	Scr. Circ.	Heifer Fert.	Cow Fert.	Longev.
70	121	128	103	139	94	93	102
73%	48%	70%	53%	54%	39%	18%	46%

Post-Wean Growth			Frame			Carcass		
Post Wean	ADG	FCR	Mature Weight	Height	Length	EMA	Fat	Mar
124	132	120	121	121	132	132	117	111
72%	49%	16%	47%	53%	49%	49%	52%	49%

Myostatin	
Q204X	Not Tested
NT821	Not Tested
F94L	Not Tested

Birth Weight	205D Weight	365D Weight	540D Weight	ADG Index	FCR Index	Scrotum	LH
35kg	227kg | 118 (38)	267kg | 110 (42)	355kg | 106 (39)	-	-	- (B2)	-

SELLER REMARKS:

DRAFT

LOT 27 (F)

TT 230049

Kuddeboek	SP
Geb. dtm	2023-09-17
Oud.	2j
Inteling	7%

S.T.R. MAINSSHEARD

Port Elizabeth, Eastern Cape
0823234286
crosswayfarm@gmail.com
P.O. BOX 8,,THORNHILL, 6375

Ouerskap	Vaar	Moer
DNS		
Genomies		

GH 190057
Spn Mat. 142

- AM 130234, Spn Mat. 132
  - H 050089
  - CR 020058, Oud. 13j | Gem. SI 98, Kalwers 12 | Gespeen 10
- GH 150067, Oud. 9j | OEK 35m | TKP 378d, Kalwers 7 | Gespeen 7 | Spn. Mat. 115, Gem. SI 100 | Spn. Mat. 115
  - XY 100005
  - GH 051008, Oud. 11j | Gem. SI 105, Kalwers 7 | Gespeen 6

HBH 200079
Oud. 4j | OEK 35m | TKP 369d
Kalwers 2 | Gespeen 2 | Spn. Mat. 94
Gem. SI 101 | KKG - | KKS 52
Kalwings: 23-09, 24-09

- AVR 160066, Spn Mat. 76
  - PM 120022
  - AVR 100002, Oud. 11j | Gem. SI 103, Kalwers 9 | Gespeen 9
- HBH 150052, Oud. 9j | OEK 37m | TKP 361d, Kalwers 7 | Gespeen 7 | Spn. Mat. 106, Gem. SI 100 | Spn. Mat. 106
  - AM 090068
  - HBH 100280, Oud. 7j | Gem. SI 96, Kalwers 5 | Gespeen 5

KOEIWAARDE	113
80	Kalfgemak Waarde
112	Kalfgroei Waarde
117	Melk Waarde
97	Onderhoudswaarde
107	Vrugbaarheidswaarde
GROEI WAARDE	111
KARKAS WAARDE	112
PRODUKSIE WAARDE	113

LOGIX EBV Analise 2025-08-15

Kalf en Moeder				Vrugbaarheid			
Geb. Dir.	Geb. Mat.	Spn. Dir.	Spn. Mat.	Skr. Omtr.	Vers Vrugb.	Koei Vrugb.	Lanklew.
70	108	112	117	92	104	106	98
74%	42%	70%	48%	37%	30%	17%	45%

Na-Speen Groei			Raam			Karkas		
Na-Speen	GDT	VOV	Volw. Gewig	Hoogte	Lengte	OSO	Vet	Mar
106	106	94	101	102	105	114	95	114
70%	31%	6%	45%	36%	32%	30%	34%	30%

Geb. Gewig	205D Gewig	365D Gewig	540D Gewig	GDT Indeks	VOV Indeks	Skrotum	LH
35kg	206kg | 105 (38)	249kg | 103 (42)	339kg | 101 (39)	-	-	- (B2)	-

Miostatien	
Q204X	Nie Getoets
NT821	Nie Getoets
F94L	Nie Getoets

VERKOPER OPMERKINGS:

LOT 28 (F)

TT 230052

Kuddeboek	SP
Geb. dtm	2023-09-19
Oud.	1j 12m
Inteling	4%

S.T.R. MAINSSHEARD

Port Elizabeth, Eastern Cape
0823234286
crosswayfarm@gmail.com
P.O. BOX 8,,THORNHILL, 6375

Ouerskap	Vaar	Moer
DNS		
Genomies		

GH 190057
Spn Mat. 142

- AM 130234, Spn Mat. 132
  - H 050089
  - CR 020058, Oud. 13j | Gem. SI 98, Kalwers 12 | Gespeen 10
- GH 150067, Oud. 9j | OEK 35m | TKP 378d, Kalwers 7 | Gespeen 7 | Spn. Mat. 115, Gem. SI 100 | Spn. Mat. 115
  - XY 100005
  - GH 051008, Oud. 11j | Gem. SI 105, Kalwers 7 | Gespeen 6

CHK 210038
Oud. 4j | OEK 31m | TKP 371d
Kalwers 2 | Gespeen 2 | Spn. Mat. 90
Gem. SI 99 | KKG - | KKS 43.6
Kalwings: 23-09, 24-09

- R 130166, Spn Mat. 98
  - R 080037
  - RR 020083, Oud. 14j | Gem. SI 115, Kalwers 12 | Gespeen 11
- CHK 140159, Oud. 6j | OEK 38m | TKP 363d, Kalwers 4 | Gespeen 4 | Spn. Mat. 83, Gem. SI 102 | Spn. Mat. 83
  - CR 030069
  - CHK 090112, Oud. 8j | Gem. SI 101, Kalwers 6 | Gespeen 5

KOEIWAARDE	115
113	Kalfgemak Waarde
95	Kalfgroei Waarde
114	Melk Waarde
99	Onderhoudswaarde
108	Vrugbaarheidswaarde
GROEI WAARDE	-
KARKAS WAARDE	102
PRODUKSIE WAARDE	-

LOGIX EBV Analise 2025-08-15

Kalf en Moeder				Vrugbaarheid			
Geb. Dir.	Geb. Mat.	Spn. Dir.	Spn. Mat.	Skr. Omtr.	Vers Vrugb.	Koei Vrugb.	Lanklew.
110	112	95	114	90	100	109	100
72%	42%	70%	49%	32%	34%	20%	47%

Na-Speen Groei			Raam			Karkas		
Na-Speen	GDT	VOV	Volw. Gewig	Hoogte	Lengte	OSO	Vet	Mar
89	99	87	99	93	96	108	91	98
70%	27%	5%	46%	31%	28%	23%	27%	24%

Geb. Gewig	205D Gewig	365D Gewig	540D Gewig	GDT Indeks	VOV Indeks	Skrotum	LH
23kg	180kg | 97 (38)	215kg | 93 (42)	300kg | 93 (39)	-	-	- (B2)	-

Miostatien	
Q204X	Nie Getoets
NT821	Nie Getoets
F94L	Nie Getoets

VERKOPER OPMERKINGS:

DRAFT

LOT 29 (F)

TT 230054

Herd Book	SP
Birth date	2023-09-20
Age	1y 12m
Inbreeding	8%

Parentage Sire Dam
DNA
Genomic

- GH 190057 — Wean Mat. 142
  - AM 130234 — Wean Mat. 132
    - H 050089
    - CR 020058 — Age 13y | Avg. WI 98 | Calves 12 | Weaned 10
  - GH 150067 — Age 9y | AFC 35m | ICP 378d | Calves 7 | Weaned 7 | Wean Mat. 115 | Avg. WI 100 | Wean Mat. 115
    - XY 100005
    - GH 051008 — Age 11y | Avg. WI 105 | Calves 7 | Weaned 6
- TT 210013 — Age 4y | AFC 25m | ICP 377d | Calves 2 | Weaned 2 | Wean Mat. 90 | Avg. WI 98 | CCB - | CCW 50.2 | Calvings: 23-09, 24-10
  - GH 140006 — Wean Mat. 99
    - XY 100005
    - GH 110022 — Age 5y | Avg. WI 89 | Calves 3 | Weaned 3
  - TT 180011 — Age 7y | AFC 36m | ICP 377d | Calves 4 | Weaned 4 | Wean Mat. 88 | Avg. WI 101 | Wean Mat. 88
    - W 080067
    - TT 140036 — Age 5y | Avg. WI 106 | Calves 3 | Weaned 3

S.T.R. MAINSSHEARD
Port Elizabeth, Eastern Cape
0823234286
crosswayfarm@gmail.com
P.O. BOX 8,,THORNHILL, 6375

COW VALUE	116
98	Calving Ease Value
102	Calf Growth Value
116	Milk Value
97	Maintenance Value
112	Fertility Value
GROWTH VALUE	117
CARCASS VALUE	105
PRODUCTION VALUE	116

LOGIX EBV Analysis 2025-08-15

Calf and Mother				Fertility			
Birth Dir.	Birth Mat.	Wean Dir.	Wean Mat.	Scr. Circ.	Heifer Fert.	Cow Fert.	Longev.
97	107	102	116	94	110	110	98
72%	42%	67%	47%	36%	30%	16%	45%

Post-Wean Growth			Frame			Carcass		
Post Wean	ADG	FCR	Mature Weight	Height	Length	EMA	Fat	Mar
102	110	99	101	99	101	104	84	84
68%	31%	7%	44%	35%	31%	29%	33%	30%

Myostatin	
Q204X	Not Tested
NT821	Not Tested
F94L	Not Tested

Birth Weight	205D Weight	365D Weight	540D Weight	ADG Index	FCR Index	Scrotum	LH
28kg	190kg | 100 (38)	239kg | 102 (42)	333kg | 103 (39)	-	-	- (B2)	-

SELLER REMARKS:

LOT 30 (F)

TT 230055

Herd Book	SP
Birth date	2023-09-21
Age	1y 12m
Inbreeding	4%

Parentage Sire Dam
DNA
Genomic

- TT 190020 — Wean Mat. 69
  - GH 140001 — Wean Mat. 58
    - ASE 060103
    - GH 080001 — Age 6y | Avg. WI 101 | Calves 3 | Weaned 3
  - E 160057 — Age 9y | AFC 38m | ICP 373d | Calves 6 | Weaned 6 | Wean Mat. 121 | Avg. WI 105 | Wean Mat. 121
    - AM 090025
    - E 110023 — Age 13y | Avg. WI 106 | Calves 11 | Weaned 8
- TT 190017 — Age 6y | AFC 37m | ICP 368d | Calves 3 | Weaned 2 | Wean Mat. 110 | Avg. WI 93 | CCB - | CCW 40.4 | Calvings: 22-09, 23-09, 24-09
  - R 090050 — Wean Mat. 114
    - R 040057
    - R 050014 — Age 7y | Avg. WI 106 | Calves 4 | Weaned 3
  - TT 130014 — Age 11y | AFC 29m | ICP 392d | Calves 9 | Weaned 8 | Wean Mat. 117 | Avg. WI 104 | Wean Mat. 117
    - D 100055
    - SW 060074 — Age 15y | Avg. WI 104 | Calves 12 | Weaned 9

S.T.R. MAINSSHEARD
Port Elizabeth, Eastern Cape
0823234286
crosswayfarm@gmail.com
P.O. BOX 8,,THORNHILL, 6375

COW VALUE	76
84	Calving Ease Value
94	Calf Growth Value
93	Milk Value
98	Maintenance Value
93	Fertility Value
GROWTH VALUE	110
CARCASS VALUE	99
PRODUCTION VALUE	78

LOGIX EBV Analysis 2025-08-15

Calf and Mother				Fertility			
Birth Dir.	Birth Mat.	Wean Dir.	Wean Mat.	Scr. Circ.	Heifer Fert.	Cow Fert.	Longev.
85	101	94	93	115	84	98	99
73%	48%	70%	52%	48%	37%	15%	47%

Post-Wean Growth			Frame			Carcass		
Post Wean	ADG	FCR	Mature Weight	Height	Length	EMA	Fat	Mar
100	114	118	101	108	107	103	90	103
72%	44%	6%	47%	48%	44%	44%	47%	44%

Myostatin	
Q204X	Not Tested
NT821	Not Tested
F94L	Not Tested

Birth Weight	205D Weight	365D Weight	540D Weight	ADG Index	FCR Index	Scrotum	LH
37kg	177kg | 86 (38)	232kg | 93 (42)	336kg | 99 (39)	-	-	- (B2)	-

SELLER REMARKS:

DRAFT

© Compiled by the South African Stud Book and Livestock Improvement Association
All Pedigree- and Performance Data is as recorded on LOGIX on 18 August 2025

LOT 31 (F)

TT 230057

Kuddeboek	SP
Geb. dtm	2023-09-23
Oud.	1j 12m
Inteling	6%

G 170072
Spn Mat. 87

Ouerskap	Vaar	Moer
DNS		
Genomies		

TT 160064
Oud. 8j | OEK 34m | TKP 367d
Kalwers 6 | Gespeen 6 | Spn. Mat. 102
Gem. SI 102 | KKG - | KKS 54
Kalwings: 19-09, 20-08, 21-10, 22-09, 23-09, 24-09

- **R 110003** Spn Mat. 102
  - **R 960039**
  - **R 050015** Oud. 15j | Gem. SI 103 | Kalwers 13 | Gespeen 12
- **G 140072** Oud. 11j | OEK 36m | TKP 430d | Kalwers 7 | Gespeen 7 | Spn. Mat. 101 | Gem. SI 110 | Spn. Mat. 101
  - **CR 070037**
  - **SW 100011** Oud. 13j | Gem. SI 104 | Kalwers 10 | Gespeen 9
- **XY 120035** Spn Mat. 83
  - **XY 100077**
  - **XY 090038** Oud. 12j | Gem. SI 96 | Kalwers 9 | Gespeen 8
- **XY 110006** Oud. 6j | OEK 31m | TKP 464d | Kalwers 3 | Gespeen 3 | Spn. Mat. 99 | Gem. SI 104 | Spn. Mat. 99
  - **ASE 010040**
  - **XY 060046** Oud. 10j | Gem. SI 99 | Kalwers 8 | Gespeen 8

S.T.R. MAINSSHEARD
Port Elizabeth, Eastern Cape
0823234286
crosswayfarm@gmail.com
P.O. BOX 8,,THORNHILL, 6375

KOEIWAARDE	113
123	Kalfgemak Waarde
104	Kalfgroei Waarde
94	Melk Waarde
106	Onderhoudswaarde
94	Vrugbaarheidswaarde
GROEI WAARDE	89
KARKAS WAARDE	90
PRODUKSIE WAARDE	109

LOGIX GENETICS, GENETICA — EBV Analise 2025-08-15

Kalf en Moeder				Vrugbaarheid			
Geb. Dir.	Geb. Mat.	Spn. Dir.	Spn. Mat.	Skr. Omtr.	Vers Vrugb.	Koei Vrugb.	Lanklew.
122	101	104	94	109	95	94	107
74%	50%	71%	55%	53%	35%	18%	50%

Na-Speen Groei			Raam			Karkas		
Na-Speen	GDT	VOV	Volw. Gewig	Hoogte	Lengte	OSO	Vet	Mar
97	87	79	93	87	89	85	76	91
71%	46%	5%	52%	52%	47%	39%	45%	40%

Miostatien	
Q204X	Nie Getoets
NT821	Nie Getoets
F94L	Nie Getoets

Geb. Gewig	205D Gewig	365D Gewig	540D Gewig	GDT Indeks	VOV Indeks	Skrotum	LH
27kg	193kg | 102 (38)	248kg | 104 (42)	320kg | 97 (39)	-	-	- (B2)	-

VERKOPER OPMERKINGS:

LOT 32 (F)

TT 230061

Kuddeboek	SP
Geb. dtm	2023-09-25
Oud.	1j 12m
Inteling	5%

GH 190057
Spn Mat. 142

Ouerskap	Vaar	Moer
DNS		
Genomies		

TT 210042
Oud. 4j | OEK 25m | TKP 352d
Kalwers 2 | Gespeen 2 | Spn. Mat. 84
Gem. SI 103 | KKG - | KKS 51.1
Kalwings: 23-09, 24-09

- **AM 130234** Spn Mat. 132
  - **H 050089**
  - **CR 020058** Oud. 13j | Gem. SI 98 | Kalwers 12 | Gespeen 10
- **GH 150067** Oud. 9j | OEK 35m | TKP 378d | Kalwers 7 | Gespeen 7 | Spn. Mat. 115 | Gem. SI 100 | Spn. Mat. 115
  - **XY 100005**
  - **GH 051008** Oud. 11j | Gem. SI 105 | Kalwers 7 | Gespeen 6
- **ADM 170001** Spn Mat. 58
  - **TT 130024**
  - **ADM 140003** Oud. 10j | Gem. SI 104 | Kalwers 8 | Gespeen 8
- **TT 180046** Oud. 3j | OEK 33m | TKP - | Kalwers 1 | Gespeen 1 | Spn. Mat. 95 | Gem. SI 95 | Spn. Mat. 95
  - **TT 120B03**
  - **XY 120038** Oud. 8j | Gem. SI 95 | Kalwers 5 | Gespeen 5

S.T.R. MAINSSHEARD
Port Elizabeth, Eastern Cape
0823234286
crosswayfarm@gmail.com
P.O. BOX 8,,THORNHILL, 6375

KOEIWAARDE	112
85	Kalfgemak Waarde
113	Kalfgroei Waarde
112	Melk Waarde
97	Onderhoudswaarde
104	Vrugbaarheidswaarde
GROEI WAARDE	113
KARKAS WAARDE	112
PRODUKSIE WAARDE	112

LOGIX GENETICS, GENETICA — EBV Analise 2025-08-15

Kalf en Moeder				Vrugbaarheid			
Geb. Dir.	Geb. Mat.	Spn. Dir.	Spn. Mat.	Skr. Omtr.	Vers Vrugb.	Koei Vrugb.	Lanklew.
83	114	113	112	97	105	102	97
72%	41%	68%	47%	37%	32%	15%	44%

Na-Speen Groei			Raam			Karkas		
Na-Speen	GDT	VOV	Volw. Gewig	Hoogte	Lengte	OSO	Vet	Mar
106	111	97	101	100	105	111	110	107
70%	31%	16%	43%	36%	32%	30%	34%	31%

Miostatien	
Q204X	Nie Getoets
NT821	Nie Getoets
F94L	Nie Getoets

Geb. Gewig	205D Gewig	365D Gewig	540D Gewig	GDT Indeks	VOV Indeks	Skrotum	LH
32kg	202kg | 105 (38)	226kg | 94 (42)	326kg | 99 (39)	-	-	- (B2)	-

VERKOPER OPMERKINGS:

DRAFT

LOT 33 (F)

TT 230062

Herd Book	SP
Birth date	2023-09-26
Age	1y 12m
Inbreeding	5%

Parentage Sire Dam
DNA
Genomic

- **A 200010** Wean Mat. 116
  - **AM 130144** Wean Mat. 90
    - **H 050089**
    - **AM 060010** Age 14y | Avg. WI 95 Calves 11 | Weaned 7
  - **ASE 130034** Age 11y | AFC 35m | ICP 421d Calves 8 | Weaned 8 | Wean Mat. 131 Avg. WI 100 | Wean Mat. 131
    - **ASE 060105**
    - **ASE 090033** Age 4y | Avg. WI 106 Calves 2 | Weaned 2
- **TT 170005** Age 8y | AFC 30m | ICP 376d Calves 6 | Weaned 6 | Wean Mat. 83 Avg. WI 97 | CCB - | CCW 45.2
  Calvings: 19-08, 20-08, 21-09, 22-09, 23-09, 24-10
  - **TT 130024** Wean Mat. 73
    - **D 100055**
    - **CR 070102** Age 14y | Avg. WI 102 Calves 11 | Weaned 10
  - **TT 140015** Age 3y | AFC 30m | ICP - Calves 1 | Weaned 1 | Wean Mat. 87 Avg. WI 116 | Wean Mat. 87
    - **SW 080032**
    - **XY 070012** Age 12y | Avg. WI 92 Calves 11 | Weaned 11

S.T.R. MAINSSHEARD
Port Elizabeth, Eastern Cape
0823234286
crosswayfarm@gmail.com
P.O. BOX 8,,THORNHILL, 6375

COW VALUE	90
99	Calving Ease Value
91	Calf Growth Value
100	Milk Value
103	Maintenance Value
99	Fertility Value
GROWTH VALUE	82
CARCASS VALUE	88
PRODUCTION VALUE	86

LOGIX GENETICS | GENETIKA — EBV Analysis 2025-08-15

Calf and Mother				Fertility			
Birth Dir.	Birth Mat.	Wean Dir.	Wean Mat.	Scr. Circ.	Heifer Fert.	Cow Fert.	Longev.
100	98	91	100	85	93	101	103
72%	46%	68%	50%	42%	30%	18%	46%

Post-Wean Growth			Frame			Carcass		
Post Wean	ADG	FCR	Mature Weight	Height	Length	EMA	Fat	Mar
86	85	85	95	79	85	78	98	102
67%	35%	13%	46%	40%	36%	34%	38%	34%

Birth Weight	205D Weight	365D Weight	540D Weight	ADG Index	FCR Index	Scrotum	LH
30kg	180kg | 92 (38)	234kg | 96 (42)	308kg | 92 (39)	-	-	- (B2)	-

Myostatin	
Q204X	Not Tested
NT821	Not Tested
F94L	Not Tested

SELLER REMARKS:

LOT 34 (F)

TT 230063

Herd Book	SP
Birth date	2023-09-28
Age	1y 12m
Inbreeding	6%

Parentage Sire Dam
DNA
Genomic

- **GH 190057** Wean Mat. 142
  - **AM 130234** Wean Mat. 132
    - **H 050089**
    - **CR 020058** Age 13y | Avg. WI 98 Calves 12 | Weaned 10
  - **GH 150067** Age 9y | AFC 35m | ICP 378d Calves 7 | Weaned 7 | Wean Mat. 115 Avg. WI 100 | Wean Mat. 115
    - **XY 100005**
    - **GH 051008** Age 11y | Avg. WI 105 Calves 7 | Weaned 6
- **TT 200044** Age 4y | AFC 35m | ICP 369d Calves 2 | Weaned 2 | Wean Mat. 83 Avg. WI 102 | CCB - | CCW 51
  Calvings: 23-09, 24-10
  - **TT 150053** Wean Mat. 106
    - **AM 100079**
    - **XY 100030** Age 12y | Avg. WI 100 Calves 9 | Weaned 7
  - **TT 170003** Age 4y | AFC 31m | ICP 406d Calves 2 | Weaned 2 | Wean Mat. 67 Avg. WI 92 | Wean Mat. 67
    - **TT 130024**
    - **TT 140035** Age 5y | Avg. WI 93 Calves 3 | Weaned 2

S.T.R. MAINSSHEARD
Port Elizabeth, Eastern Cape
0823234286
crosswayfarm@gmail.com
P.O. BOX 8,,THORNHILL, 6375

COW VALUE	108
106	Calving Ease Value
94	Calf Growth Value
111	Milk Value
102	Maintenance Value
106	Fertility Value
GROWTH VALUE	102
CARCASS VALUE	107
PRODUCTION VALUE	106

LOGIX GENETICS | GENETIKA — EBV Analysis 2025-08-15

Calf and Mother				Fertility			
Birth Dir.	Birth Mat.	Wean Dir.	Wean Mat.	Scr. Circ.	Heifer Fert.	Cow Fert.	Longev.
106	101	94	111	97	106	105	95
72%	42%	57%	44%	36%	32%	16%	45%

Post-Wean Growth			Frame			Carcass		
Post Wean	ADG	FCR	Mature Weight	Height	Length	EMA	Fat	Mar
90	100	94	95	89	95	111	109	105
54%	31%	10%	45%	35%	32%	30%	34%	30%

Birth Weight	205D Weight	365D Weight	540D Weight	ADG Index	FCR Index	Scrotum	LH
25kg	213kg | 108 (2)	289kg | 126 (42)	350kg | 108 (39)	-	-	- (B2)	-

Myostatin	
Q204X	Not Tested
NT821	Not Tested
F94L	Not Tested

SELLER REMARKS:

DRAFT

LOT 35 (F)

TT 230066

Kuddeboek	SP
Geb. dtm	2023-10-02
Oud.	1j 12m
Inteling	5%

GH 190057
Spn Mat. 142

Ouerskap	Vaar	Moer
DNS		
Genomies		

TT 210037
Oud. 4j | OEK 25m | TKP 403d
Kalwers 2 | Gespeen 2 | Spn. Mat. 62
Gem. SI 90 | KKG - | KKS 48.8
Kalwings: 23-10, 24-11

AM 130234
Spn Mat. 132

- **H 050089**
- **CR 020058**
  Oud. 13j | Gem. SI 98
  Kalwers 12 | Gespeen 10

GH 150067
Oud. 9j | OEK 35m | TKP 378d
Kalwers 7 | Gespeen 7 | Spn. Mat. 115
Gem. SI 100 | Spn. Mat. 115

- **XY 100005**
- **GH 051008**
  Oud. 11j | Gem. SI 105
  Kalwers 7 | Gespeen 6

ADM 170001
Spn Mat. 58

- **TT 130024**
- **ADM 140003**
  Oud. 10j | Gem. SI 104
  Kalwers 8 | Gespeen 8

TT 180044
Oud. 6j | OEK 34m | TKP 389d
Kalwers 4 | Gespeen 3 | Spn. Mat. 70
Gem. SI 96 | Spn. Mat. 70

- **AM 100079**
- **XY 060040**
  Oud. 15j | Gem. SI 93
  Kalwers 14 | Gespeen 13

S.T.R. MAINSSHEARD
Port Elizabeth, Eastern Cape
0823234286
crosswayfarm@gmail.com
P.O. BOX 8,,THORNHILL, 6375

KOEIWAARDE	106
98	Kalfgemak Waarde
101	Kalfgroei Waarde
102	Melk Waarde
111	Onderhoudswaarde
104	Vrugbaarheidswaarde
GROEI WAARDE	101
KARKAS WAARDE	100
PRODUKSIE WAARDE	104

LOGIX GENETICS CARNITRA — EBV Analise 2025-08-15

Kalf en Moeder				Vrugbaarheid			
Geb. Dir.	Geb. Mat.	Spn. Dir.	Spn. Mat.	Skr. Omtr.	Vers Vrugb.	Koei Vrugb.	Lanklew.
97	107	101	102	92	107	101	97
72%	42%	68%	47%	38%	32%	16%	44%

Na-Speen Groei			Raam			Karkas		
Na-Speen	GDT	VOV	Volw. Gewig	Hoogte	Lengte	OSO	Vet	Mar
94	100	96	88	91	95	102	110	105
70%	32%	16%	44%	37%	33%	31%	35%	31%

Miostatien	
Q204X	Nie Getoets
NT821	Nie Getoets
F94L	Nie Getoets

Geb. Gewig	205D Gewig	365D Gewig	540D Gewig	GDT Indeks	VOV Indeks	Skrotum	LH
29kg	174kg | 89 (38)	210kg | 88 (42)	296kg | 90 (39)	-	-	- (B2)	-

VERKOPER OPMERKINGS:

LOT 36 (F)

TT 230067

Kuddeboek	SP
Geb. dtm	2023-10-05
Oud.	1j 11m
Inteling	6%

GH 190057
Spn Mat. 142

Ouerskap	Vaar	Moer
DNS		
Genomies		

TT 210023
Oud. 2j | OEK 25m | TKP -
Kalwers 1 | Gespeen 1 | Spn. Mat. 86
Gem. SI 109 | KKG - | KKS 47.3
Kalwings: 23-10

AM 130234
Spn Mat. 132

- **H 050089**
- **CR 020058**
  Oud. 13j | Gem. SI 98
  Kalwers 12 | Gespeen 10

GH 150067
Oud. 9j | OEK 35m | TKP 378d
Kalwers 7 | Gespeen 7 | Spn. Mat. 115
Gem. SI 100 | Spn. Mat. 115

- **XY 100005**
- **GH 051008**
  Oud. 11j | Gem. SI 105
  Kalwers 7 | Gespeen 6

TT 140032
Spn Mat. 83

- **AM 100079**
- **XY 100030**
  Oud. 12j | Gem. SI 100
  Kalwers 9 | Gespeen 7

GH 170057
Oud. 7j | OEK 34m | TKP 371d
Kalwers 5 | Gespeen 5 | Spn. Mat. 80
Gem. SI 98 | Spn. Mat. 80

- **XY 120065**
- **GH 130045**
  Oud. 5j | Gem. SI 107
  Kalwers 3 | Gespeen 3

S.T.R. MAINSSHEARD
Port Elizabeth, Eastern Cape
0823234286
crosswayfarm@gmail.com
P.O. BOX 8,,THORNHILL, 6375

KOEIWAARDE	115
90	Kalfgemak Waarde
117	Kalfgroei Waarde
112	Melk Waarde
91	Onderhoudswaarde
100	Vrugbaarheidswaarde
GROEI WAARDE	110
KARKAS WAARDE	109
PRODUKSIE WAARDE	114

LOGIX GENETICS CARNITRA — EBV Analise 2025-08-15

Kalf en Moeder				Vrugbaarheid			
Geb. Dir.	Geb. Mat.	Spn. Dir.	Spn. Mat.	Skr. Omtr.	Vers Vrugb.	Koei Vrugb.	Lanklew.
88	111	117	112	111	101	99	91
60%	38%	68%	45%	36%	33%	16%	44%

Na-Speen Groei			Raam			Karkas		
Na-Speen	GDT	VOV	Volw. Gewig	Hoogte	Lengte	OSO	Vet	Mar
111	112	101	108	97	106	118	97	103
70%	30%	8%	38%	35%	31%	29%	33%	29%

Miostatien	
Q204X	Nie Getoets
NT821	Nie Getoets
F94L	Nie Getoets

Geb. Gewig	205D Gewig	365D Gewig	540D Gewig	GDT Indeks	VOV Indeks	Skrotum	LH
-	207kg | 109 (38)	240kg | 102 (42)	330kg | 101 (39)	-	-	- (B2)	-

VERKOPER OPMERKINGS:

DRAFT

LOT 37 (F)

TT 230069

Herd Book	SP
Birth date	2023-10-05
Age	1y 11m
Inbreeding	6%

Parentage Sire Dam
DNA
Genomic

- **G 170072** Wean Mat. 87
  - **R 110003** Wean Mat. 102
    - **R 960039**
    - **R 050015** Age 15y | Avg. WI 103 Calves 13 | Weaned 12
  - **G 140072** Age 11y | AFC 36m | ICP 430d Calves 7 | Weaned 7 | Wean Mat. 101 Avg. WI 110 | Wean Mat. 101
    - **CR 070037**
    - **SW 100011** Age 13y | Avg. WI 104 Calves 10 | Weaned 9
- **TT 180011** Age 7y | AFC 36m | ICP 377d Calves 4 | Weaned 4 | Wean Mat. 88 Avg. WI 101 | CCB - | CCW 49.1 Calvings: 21-08, 22-09, 23-10, 24-09
  - **W 080067** Wean Mat. 70
    - **R 030012**
    - **W 980014** Age 14y | Avg. WI 102 Calves 10 | Weaned 8
  - **TT 140036** Age 5y | AFC 34m | ICP 373d Calves 3 | Weaned 3 | Wean Mat. 97 Avg. WI 106 | Wean Mat. 97
    - **XY 090009**
    - **AVR 080053** Age 11y | Avg. WI 92 Calves 9 | Weaned 6

S.T.R. MAINSSHEARD
Port Elizabeth, Eastern Cape
0823234286
crosswayfarm@gmail.com
P.O. BOX 8,,THORNHILL, 6375

COW VALUE	107
90	Calving Ease Value
124	Calf Growth Value
88	Milk Value
91	Maintenance Value
95	Fertility Value
GROWTH VALUE	96
CARCASS VALUE	104
PRODUCTION VALUE	104

LOGIX GENETICS | GENETIKA — EBV Analysis 2025-08-15

Calf and Mother				Fertility			
Birth Dir.	Birth Mat.	Wean Dir.	Wean Mat.	Scr. Circ.	Heifer Fert.	Cow Fert.	Longev.
92	89	124	88	108	92	97	108
72%	49%	70%	54%	48%	37%	19%	51%

Post-Wean Growth			Frame			Carcass		
Post Wean	ADG	FCR	Mature Weight	Height	Length	EMA	Fat	Mar
119	96	86	110	97	101	85	85	106
72%	43%	10%	53%	47%	44%	35%	40%	36%

Myostatin	
Q204X	Not Tested
NT821	Not Tested
F94L	Not Tested

Birth Weight	205D Weight	365D Weight	540D Weight	ADG Index	FCR Index	Scrotum	LH
35kg	208kg | *106 (38)*	275kg | *113 (42)*	359kg | *107 (39)*	-	-	- *(B2)*	-

SELLER REMARKS:

LOT 38 (F)

TT 230075

Herd Book	SP
Birth date	2023-10-12
Age	1y 11m
Inbreeding	7%

Parentage Sire Dam
DNA
Genomic

- **G 170072** Wean Mat. 87
  - **R 110003** Wean Mat. 102
    - **R 960039**
    - **R 050015** Age 15y | Avg. WI 103 Calves 13 | Weaned 12
  - **G 140072** Age 11y | AFC 36m | ICP 430d Calves 7 | Weaned 7 | Wean Mat. 101 Avg. WI 110 | Wean Mat. 101
    - **CR 070037**
    - **SW 100011** Age 13y | Avg. WI 104 Calves 10 | Weaned 9
- **TT 190040** Age 5y | AFC 34m | ICP 363d Calves 3 | Weaned 3 | Wean Mat. 111 Avg. WI 109 | CCB - | CCW 48.4 Calvings: 22-09, 23-10, 24-09
  - **HBH 140060** Wean Mat. 141
    - **H 050089**
    - **HBH 110067** Age 3y | Avg. WI 114 Calves 1 | Weaned 1
  - **M 080025** Age 12y | AFC 41m | ICP 406d Calves 8 | Weaned 8 | Wean Mat. 54 Avg. WI 91 | Wean Mat. 54
    - **CR 000010**
    - **EMR 960001** Age 18y | Avg. WI 95 Calves 13 | Weaned 5

S.T.R. MAINSSHEARD
Port Elizabeth, Eastern Cape
0823234286
crosswayfarm@gmail.com
P.O. BOX 8,,THORNHILL, 6375

COW VALUE	116
108	Calving Ease Value
114	Calf Growth Value
98	Milk Value
91	Maintenance Value
101	Fertility Value
GROWTH VALUE	95
CARCASS VALUE	109
PRODUCTION VALUE	112

LOGIX GENETICS | GENETIKA — EBV Analysis 2025-08-15

Calf and Mother				Fertility			
Birth Dir.	Birth Mat.	Wean Dir.	Wean Mat.	Scr. Circ.	Heifer Fert.	Cow Fert.	Longev.
110	88	114	98	110	91	105	107
73%	49%	70%	53%	52%	37%	20%	50%

Post-Wean Growth			Frame			Carcass		
Post Wean	ADG	FCR	Mature Weight	Height	Length	EMA	Fat	Mar
111	97	89	109	98	104	99	98	111
72%	46%	15%	53%	51%	47%	39%	44%	40%

Myostatin	
Q204X	Not Tested
NT821	Not Tested
F94L	Not Tested

Birth Weight	205D Weight	365D Weight	540D Weight	ADG Index	FCR Index	Scrotum	LH
29kg	207kg | *109 (38)*	244kg | *102 (42)*	314kg | *95 (39)*	-	-	- *(B2)*	-

SELLER REMARKS:

DRAFT

LOT 39 (F)

TT 230076

Kuddeboek	SP
Geb. dtm	2023-10-13
Oud.	1j 11m
Inteling	5%

GH 190057
Spn Mat. 142

Ouerskap	Vaar	Moer
DNS		
Genomies		

TT 200034
Oud. 4j | OEK 24m | TKP 356d
Kalwers 3 | Gespeen 3 | Spn. Mat. 90
Gem. SI 88 | KKG - | KKS 37
Kalwings: 22-10, 23-10, 24-09

- **AM 130234** Spn Mat. 132
  - **H 050089**
  - **CR 020058** Oud. 13j | Gem. SI 98 Kalwers 12 | Gespeen 10
- **GH 150067** Oud. 9j | OEK 35m | TKP 378d Kalwers 7 | Gespeen 7 | Spn. Mat. 115 Gem. SI 100 | Spn. Mat. 115
  - **XY 100005**
  - **GH 051008** Oud. 11j | Gem. SI 105 Kalwers 7 | Gespeen 6
- **AM 100079** Spn Mat. 97
  - **W 060015**
  - **AM 060028** Oud. 8j | Gem. SI 107 Kalwers 6 | Gespeen 5
- **TT 120004** Oud. 13j | OEK 32m | TKP 362d Kalwers 11 | Gespeen 10 | Spn. Mat. 115 Gem. SI 108 | Spn. Mat. 115
  - **HBH 061018**
  - **XY 040004** Oud. 13j | Gem. SI 103 Kalwers 10 | Gespeen 8

S.T.R. MAINSSHEARD
Port Elizabeth, Eastern Cape
0823234286
crosswayfarm@gmail.com
P.O. BOX 8,,THORNHILL, 6375

KOEIWAARDE	112
98	Kalfgemak Waarde
97	Kalfgroei Waarde
117	Melk Waarde
98	Onderhoudswaarde
113	Vrugbaarheidswaarde
GROEI WAARDE	101
KARKAS WAARDE	97
PRODUKSIE WAARDE	110

LOGIX GENETICS CORPORA EBV Analise 2025-08-15

Kalf en Moeder				Vrugbaarheid			
Geb. Dir.	Geb. Mat.	Spn. Dir.	Spn. Mat.	Skr. Omtr.	Vers Vrugb.	Koei Vrugb.	Lanklew.
96	110	97	117	99	113	110	96
73%	45%	69%	50%	39%	35%	19%	48%

Na-Speen Groei			Raam			Karkas		
Na-Speen	GDT	VOV	Volw. Gewig	Hoogte	Lengte	OSO	Vet	Mar
95	100	98	99	88	96	102	92	97
70%	34%	11%	46%	38%	35%	32%	36%	32%

Miostatien	
Q204X	Nie Getoets
NT821	Nie Getoets
F94L	Nie Getoets

Geb. Gewig	205D Gewig	365D Gewig	540D Gewig	GDT Indeks	VOV Indeks	Skrotum	LH
29kg	171kg | 87 (38)	220kg | 92 (42)	315kg | 95 (39)	-	-	- (B2)	-

VERKOPER OPMERKINGS:

LOT 40 (F)

TT 230077

Kuddeboek	SP
Geb. dtm	2023-10-14
Oud.	1j 11m
Inteling	5%

G 170072
Spn Mat. 87

Ouerskap	Vaar	Moer
DNS		
Genomies		

TT 190028
Oud. 5j | OEK 26m | TKP 344d
Kalwers 4 | Gespeen 3 | Spn. Mat. 65
Gem. SI 102 | KKG - | KKS 46.9
Kalwings: 21-11, 22-10, 23-10, 24-09

- **R 110003** Spn Mat. 102
  - **R 960039**
  - **R 050015** Oud. 15j | Gem. SI 103 Kalwers 13 | Gespeen 12
- **G 140072** Oud. 11j | OEK 36m | TKP 430d Kalwers 7 | Gespeen 7 | Spn. Mat. 101 Gem. SI 110 | Spn. Mat. 101
  - **CR 070037**
  - **SW 100011** Oud. 13j | Gem. SI 104 Kalwers 10 | Gespeen 9
- **GH 140001** Spn Mat. 58
  - **ASE 060103**
  - **GH 080001** Oud. 6j | Gem. SI 101 Kalwers 3 | Gespeen 3
- **TT 160047** Oud. 8j | OEK 35m | TKP 379d Kalwers 6 | Gespeen 5 | Spn. Mat. 64 Gem. SI 94 | Spn. Mat. 64
  - **XY 120035**
  - **TT 120011** Oud. 11j | Gem. SI 101 Kalwers 8 | Gespeen 8

S.T.R. MAINSSHEARD
Port Elizabeth, Eastern Cape
0823234286
crosswayfarm@gmail.com
P.O. BOX 8,,THORNHILL, 6375

KOEIWAARDE	115
115	Kalfgemak Waarde
118	Kalfgroei Waarde
75	Melk Waarde
99	Onderhoudswaarde
105	Vrugbaarheidswaarde
GROEI WAARDE	100
KARKAS WAARDE	102
PRODUKSIE WAARDE	113

LOGIX GENETICS CORPORA EBV Analise 2025-08-15

Kalf en Moeder				Vrugbaarheid			
Geb. Dir.	Geb. Mat.	Spn. Dir.	Spn. Mat.	Skr. Omtr.	Vers Vrugb.	Koei Vrugb.	Lanklew.
114	102	118	75	120	104	105	108
73%	49%	70%	53%	51%	36%	17%	49%

Na-Speen Groei			Raam			Karkas		
Na-Speen	GDT	VOV	Volw. Gewig	Hoogte	Lengte	OSO	Vet	Mar
110	101	92	101	102	101	95	82	103
71%	46%	5%	52%	50%	46%	39%	44%	40%

Miostatien	
Q204X	Nie Getoets
NT821	Nie Getoets
F94L	Nie Getoets

Geb. Gewig	205D Gewig	365D Gewig	540D Gewig	GDT Indeks	VOV Indeks	Skrotum	LH
28kg	192kg | 101 (38)	233kg | 98 (42)	323kg | 98 (39)	-	-	- (B2)	-

VERKOPER OPMERKINGS:

DRAFT

LOT 41 (F)

TT 230078

Herd Book	SP
Birth date	2023-10-15
Age	1y 11m
Inbreeding	7%

Parentage	Sire	Dam
DNA		
Genomic		

- HBH 140060 (Wean Mat. 141)
  - H 050089 (Wean Mat. 96)
    - H 990022
    - H 980036 — Age 13y | Avg. WI 120 | Calves 10 | Weaned 7
  - HBH 110067 — Age 3y | AFC 35m | ICP - | Calves 1 | Weaned 1 | Wean Mat. 141 | Avg. WI 114 | Wean Mat. 141
    - HBH 070026
    - HBH 080093 — Age 14y | Avg. WI 106 | Calves 12 | Weaned 10
- TT 180017 — Age 7y | AFC 36m | ICP 370d | Calves 4 | Weaned 4 | Wean Mat. 94 | Avg. WI 98 | CCB - | CCW 49.4 | Calvings: 21-08, 22-09, 23-10, 24-09
  - AM 090038 (Wean Mat. 112)
    - HBH 060976
    - AM 060042 — Age 4y | Avg. WI 107 | Calves 1 | Weaned 1
  - TT 140049 — Age 10y | AFC 33m | ICP 382d | Calves 8 | Weaned 7 | Wean Mat. 88 | Avg. WI 100 | Wean Mat. 88
    - XY 090051
    - CR 070026 — Age 9y | Avg. WI 92 | Calves 6 | Weaned 4

S.T.R. MAINSSHEARD
Port Elizabeth, Eastern Cape
0823234286
crosswayfarm@gmail.com
P.O. BOX 8,,THORNHILL, 6375

COW VALUE	106
93	Calving Ease Value
107	Calf Growth Value
118	Milk Value
89	Maintenance Value
92	Fertility Value
GROWTH VALUE	118
CARCASS VALUE	114
PRODUCTION VALUE	108

LOGIX EBV Analysis 2025-08-15

Calf and Mother				Fertility			
Birth Dir.	Birth Mat.	Wean Dir.	Wean Mat.	Scr. Circ.	Heifer Fert.	Cow Fert.	Longev.
92	105	107	118	123	87	95	105
73%	56%	70%	58%	53%	44%	28%	55%

Post-Wean Growth			Frame			Carcass		
Post Wean	ADG	FCR	Mature Weight	Height	Length	EMA	Fat	Mar
108	121	129	110	111	115	125	122	118
71%	48%	30%	57%	52%	49%	47%	50%	48%

Birth Weight	205D Weight	365D Weight	540D Weight	ADG Index	FCR Index	Scrotum	LH
30kg	183kg | 94 (38)	227kg | 92 (42)	328kg | 99 (39)	-	-	- (B2)	-

Myostatin	
Q204X	Not Tested
NT821	Not Tested
F94L	Not Tested

SELLER REMARKS:

LOT 42 (F)

TT 230080

Herd Book	SP
Birth date	2023-10-18
Age	1y 11m
Inbreeding	6%

Parentage	Sire	Dam
DNA		
Genomic		

- HBH 140060 (Wean Mat. 141)
  - H 050089 (Wean Mat. 96)
    - H 990022
    - H 980036 — Age 13y | Avg. WI 120 | Calves 10 | Weaned 7
  - HBH 110067 — Age 3y | AFC 35m | ICP - | Calves 1 | Weaned 1 | Wean Mat. 141 | Avg. WI 114 | Wean Mat. 141
    - HBH 070026
    - HBH 080093 — Age 14y | Avg. WI 106 | Calves 12 | Weaned 10
- TT 190032 — Age 5y | AFC 34m | ICP 382d | Calves 3 | Weaned 2 | Wean Mat. 93 | Avg. WI 108 | CCB - | CCW 50.3 | Calvings: 22-08, 23-10, 24-09
  - AM 100079 (Wean Mat. 97)
    - W 060015
    - AM 060028 — Age 8y | Avg. WI 107 | Calves 6 | Weaned 5
  - XY 120024 — Age 9y | AFC 37m | ICP 362d | Calves 6 | Weaned 6 | Wean Mat. 63 | Avg. WI 94 | Wean Mat. 63
    - V 070123
    - XY 070012 — Age 12y | Avg. WI 92 | Calves 11 | Weaned 11

S.T.R. MAINSSHEARD
Port Elizabeth, Eastern Cape
0823234286
crosswayfarm@gmail.com
P.O. BOX 8,,THORNHILL, 6375

COW VALUE	116
93	Calving Ease Value
113	Calf Growth Value
115	Milk Value
83	Maintenance Value
104	Fertility Value
GROWTH VALUE	107
CARCASS VALUE	110
PRODUCTION VALUE	115

LOGIX EBV Analysis 2025-08-15

Calf and Mother				Fertility			
Birth Dir.	Birth Mat.	Wean Dir.	Wean Mat.	Scr. Circ.	Heifer Fert.	Cow Fert.	Longev.
93	102	113	115	116	99	106	99
73%	53%	69%	56%	52%	43%	27%	54%

Post-Wean Growth			Frame			Carcass		
Post Wean	ADG	FCR	Mature Weight	Height	Length	EMA	Fat	Mar
115	113	115	118	103	113	122	117	114
71%	47%	30%	57%	51%	48%	47%	49%	47%

Birth Weight	205D Weight	365D Weight	540D Weight	ADG Index	FCR Index	Scrotum	LH
29kg	207kg | 109 (38)	247kg | 104 (42)	331kg | 100 (39)	-	-	- (B2)	-

Myostatin	
Q204X	Not Tested
NT821	Not Tested
F94L	Not Tested

SELLER REMARKS:

DRAFT

LOT 43 (F)

TT 230081

Kuddeboek	SP
Geb. dtm	2023-10-18
Oud.	1j 11m
Inteling	6%

S.T.R. MAINSSHEARD

Port Elizabeth, Eastern Cape
0823234286
crosswayfarm@gmail.com
P.O. BOX 8,,THORNHILL, 6375

Ouerskap	Vaar	Moer
DNS		
Genomies		

G 170072
Spn Mat. 87

- R 110003, Spn Mat. 102
  - R 960039
  - R 050015, Oud. 15j | Gem. SI 103, Kalwers 13 | Gespeen 12
- G 140072, Oud. 11j | OEK 36m | TKP 430d, Kalwers 7 | Gespeen 7 | Spn. Mat. 101, Gem. SI 110 | Spn. Mat. 101
  - CR 070037
  - SW 100011, Oud. 13j | Gem. SI 104, Kalwers 10 | Gespeen 9

TT 190027
Oud. 5j | OEK 36m | TKP 369d
Kalwers 3 | Gespeen 3 | Spn. Mat. 76
Gem. SI 96 | KKG - | KKS 48.7
Kalwings: 22-09, 23-10, 24-09

- AM 100079, Spn Mat. 97
  - W 060015
  - AM 060028, Oud. 8j | Gem. SI 107, Kalwers 6 | Gespeen 5
- XY 070012, Oud. 12j | OEK 26m | TKP 362d, Kalwers 11 | Gespeen 11 | Spn. Mat. 59, Gem. SI 92 | Spn. Mat. 59
  - SW 990015
  - XY 020002, Oud. 9j | Gem. SI 106, Kalwers 6 | Gespeen 4

KOEIWAARDE	105
119	Kalfgemak Waarde
103	Kalfgroei Waarde
81	Melk Waarde
101	Onderhoudswaarde
101	Vrugbaarheidswaarde
GROEI WAARDE	81
KARKAS WAARDE	88
PRODUKSIE WAARDE	99

LOGIX GENETICS CONFERENCE — EBV Analise 2025-08-15

Kalf en Moeder				Vrugbaarheid			
Geb. Dir.	Geb. Mat.	Spn. Dir.	Spn. Mat.	Skr. Omtr.	Vers Vrugb.	Koei Vrugb.	Lanklew.
119	95	103	81	109	98	102	107
73%	49%	69%	54%	52%	35%	18%	51%

Na-Speen Groei			Raam			Karkas		
Na-Speen	GDT	VOV	Volw. Gewig	Hoogte	Lengte	OSO	Vet	Mar
97	82	79	98	83	86	84	81	103
70%	46%	10%	53%	51%	47%	39%	43%	39%

Miostatien	
Q204X	Nie Getoets
NT821	Nie Getoets
F94L	Nie Getoets

Geb. Gewig	205D Gewig	365D Gewig	540D Gewig	GDT Indeks	VOV Indeks	Skrotum	LH
27kg	186kg | 98 (38)	228kg | 96 (42)	305kg | 92 (39)	-	-	- (B2)	-

VERKOPER OPMERKINGS:

LOT 44 (F)

TT 230082

Kuddeboek	SP
Geb. dtm	2023-10-18
Oud.	1j 11m
Inteling	4%

S.T.R. MAINSSHEARD

Port Elizabeth, Eastern Cape
0823234286
crosswayfarm@gmail.com
P.O. BOX 8,,THORNHILL, 6375

Ouerskap	Vaar	Moer
DNS		
Genomies		

G 170072
Spn Mat. 87

- R 110003, Spn Mat. 102
  - R 960039
  - R 050015, Oud. 15j | Gem. SI 103, Kalwers 13 | Gespeen 12
- G 140072, Oud. 11j | OEK 36m | TKP 430d, Kalwers 7 | Gespeen 7 | Spn. Mat. 101, Gem. SI 110 | Spn. Mat. 101
  - CR 070037
  - SW 100011, Oud. 13j | Gem. SI 104, Kalwers 10 | Gespeen 9

E 160057
Oud. 9j | OEK 38m | TKP 373d
Kalwers 6 | Gespeen 6 | Spn. Mat. 121
Gem. SI 105 | KKG - | KKS 45.6
Kalwings: 19-09, 20-09, 21-11, 22-10, 23-10, 24-10

- AM 090025, Spn Mat. 112
  - HBH 060976
  - AM 070002, Oud. 18j | Gem. SI 99, Kalwers 11 | Gespeen 7
- E 110023, Oud. 13j | OEK 30m | TKP 397d, Kalwers 11 | Gespeen 8 | Spn. Mat. 136, Gem. SI 106 | Spn. Mat. 136
  - GNC 080018
  - DT 080008, Oud. 8j | Gem. SI 104, Kalwers 7 | Gespeen 6

KOEIWAARDE	112
107	Kalfgemak Waarde
108	Kalfgroei Waarde
104	Melk Waarde
92	Onderhoudswaarde
98	Vrugbaarheidswaarde
GROEI WAARDE	102
KARKAS WAARDE	112
PRODUKSIE WAARDE	110

LOGIX GENETICS CONFERENCE — EBV Analise 2025-08-15

Kalf en Moeder				Vrugbaarheid			
Geb. Dir.	Geb. Mat.	Spn. Dir.	Spn. Mat.	Skr. Omtr.	Vers Vrugb.	Koei Vrugb.	Lanklew.
109	89	108	104	121	98	99	112
75%	52%	72%	56%	54%	35%	16%	52%

Na-Speen Groei			Raam			Karkas		
Na-Speen	GDT	VOV	Volw. Gewig	Hoogte	Lengte	OSO	Vet	Mar
107	104	-	107	103	108	94	88	99
71%	48%		53%	53%	49%	41%	46%	42%

Miostatien	
Q204X	Nie Getoets
NT821	Nie Getoets
F94L	Nie Getoets

Geb. Gewig	205D Gewig	365D Gewig	540D Gewig	GDT Indeks	VOV Indeks	Skrotum	LH
30kg	201kg | 105 (38)	259kg | 107 (42)	339kg | 102 (39)	-	-	- (B2)	-

VERKOPER OPMERKINGS:

DRAFT

LOT 45 (F)

TT 230083

Herd Book	SP
Birth date	2023-10-28
Age	1y 11m
Inbreeding	5%

Parentage Sire Dam
DNA
Genomic

- GH 190057 — Wean Mat. 142
  - AM 130234 — Wean Mat. 132
    - H 050089
    - CR 020058 — Age 13y | Avg. WI 98 | Calves 12 | Weaned 10
  - GH 150067 — Age 9y | AFC 35m | ICP 378d | Calves 7 | Weaned 7 | Wean Mat. 115 | Avg. WI 100 | Wean Mat. 115
    - XY 100005
    - GH 051008 — Age 11y | Avg. WI 105 | Calves 7 | Weaned 6
- TT 210025 — Age 4y | AFC 26m | ICP 356d | Calves 2 | Weaned 2 | Wean Mat. 79 | Avg. WI 88 | CCB - | CCW 40.8 | Calvings: 23-10, 24-10
  - ADM 170001 — Wean Mat. 58
    - TT 130024
    - ADM 140003 — Age 10y | Avg. WI 104 | Calves 8 | Weaned 8
  - A 180002 — Age 7y | AFC 37m | ICP 372d | Calves 4 | Weaned 4 | Wean Mat. 119 | Avg. WI 110 | Wean Mat. 119
    - W 140028
    - SW 150005 — Age 4y | Avg. WI 93 | Calves 1 | Weaned 1

S.T.R. MAINSSHEARD
Port Elizabeth, Eastern Cape
0823234286
crosswayfarm@gmail.com
P.O. BOX 8,,THORNHILL, 6375

COW VALUE	108
90	Calving Ease Value
102	Calf Growth Value
114	Milk Value
102	Maintenance Value
107	Fertility Value
GROWTH VALUE	109
CARCASS VALUE	106
PRODUCTION VALUE	108

LOGIX GENETICS | GENETIKA — EBV Analysis 2025-08-15

Calf and Mother				Fertility			
Birth Dir.	Birth Mat.	Wean Dir.	Wean Mat.	Scr. Circ.	Heifer Fert.	Cow Fert.	Longev.
89	106	102	114	99	108	105	99
73%	42%	69%	47%	37%	31%	16%	43%

Post-Wean Growth			Frame			Carcass		
Post Wean	ADG	FCR	Mature Weight	Height	Length	EMA	Fat	Mar
98	108	106	95	101	104	105	105	113
70%	31%	15%	44%	36%	32%	30%	34%	31%

Myostatin	
Q204X	Not Tested
NT821	Not Tested
F94L	Not Tested

Birth Weight	205D Weight	365D Weight	540D Weight	ADG Index	FCR Index	Scrotum	LH
34kg	171kg | 84 (38)	217kg | 89 (42)	310kg | 93 (39)	-	-	- (B2)	-

SELLER REMARKS:

LOT 46 (F)

TT 230085

Herd Book	SP
Birth date	2023-10-30
Age	1y 11m
Inbreeding	5%

Parentage Sire Dam
DNA
Genomic

- TT 190020 — Wean Mat. 69
  - GH 140001 — Wean Mat. 58
    - ASE 060103
    - GH 080001 — Age 6y | Avg. WI 101 | Calves 3 | Weaned 3
  - E 160057 — Age 9y | AFC 38m | ICP 373d | Calves 6 | Weaned 6 | Wean Mat. 121 | Avg. WI 105 | Wean Mat. 121
    - AM 090025
    - E 110023 — Age 13y | Avg. WI 106 | Calves 11 | Weaned 8
- TT 200048 — Age 4y | AFC 24m | ICP 357d | Calves 3 | Weaned 3 | Wean Mat. 98 | Avg. WI 100 | CCB - | CCW 43.3 | Calvings: 22-10, 23-10, 24-10
  - TT 150053 — Wean Mat. 106
    - AM 100079
    - XY 100030 — Age 12y | Avg. WI 100 | Calves 9 | Weaned 7
  - TT 120011 — Age 11y | AFC 38m | ICP 367d | Calves 8 | Weaned 8 | Wean Mat. 82 | Avg. WI 101 | Wean Mat. 82
    - T 020011
    - CR 070110 — Age 14y | Avg. WI 98 | Calves 10 | Weaned 11

S.T.R. MAINSSHEARD
Port Elizabeth, Eastern Cape
0823234286
crosswayfarm@gmail.com
P.O. BOX 8,,THORNHILL, 6375

COW VALUE	92
80	Calving Ease Value
113	Calf Growth Value
84	Milk Value
98	Maintenance Value
103	Fertility Value
GROWTH VALUE	106
CARCASS VALUE	108
PRODUCTION VALUE	92

LOGIX GENETICS | GENETIKA — EBV Analysis 2025-08-15

Calf and Mother				Fertility			
Birth Dir.	Birth Mat.	Wean Dir.	Wean Mat.	Scr. Circ.	Heifer Fert.	Cow Fert.	Longev.
78	108	113	84	122	101	103	104
73%	48%	61%	52%	52%	38%	16%	45%

Post-Wean Growth			Frame			Carcass		
Post Wean	ADG	FCR	Mature Weight	Height	Length	EMA	Fat	Mar
110	110	102	101	98	104	114	119	104
58%	47%	10%	46%	51%	48%	47%	50%	47%

Myostatin	
Q204X	Not Tested
NT821	Not Tested
F94L	Not Tested

Birth Weight	205D Weight	365D Weight	540D Weight	ADG Index	FCR Index	Scrotum	LH
35kg	194kg | 92 (2)	247kg | 102 (42)	337kg | 101 (39)	-	-	- (B2)	-

SELLER REMARKS:

DRAFT

LOT 47 (F)

TT 230088

Kuddeboek	SP
Geb. dtm	2023-11-04
Oud.	1j 10m
Inteling	4%

TT 190020
Spn Mat. 69

Ouerskap	Vaar	Moer
DNS		
Genomies		

GH 140001
Spn Mat. 58

ASE 060103

GH 080001
Oud. 6j | Gem. SI 101
Kalwers 3 | Gespeen 3

E 160057
Oud. 9j | OEK 38m | TKP 373d
Kalwers 6 | Gespeen 6 | Spn. Mat. 121
Gem. SI 105 | Spn. Mat. 121

AM 090025

E 110023
Oud. 13j | Gem. SI 106
Kalwers 11 | Gespeen 8

TT 200007
Oud. 5j | OEK 27m | TKP 362d
Kalwers 3 | Gespeen 2 | Spn. Mat. 113
Gem. SI 109 | KKG - | KKS 37.9
Kalwings: 22-10, 23-11, 24-10

R 090050
Spn Mat. 114

R 040057

R 050014
Oud. 7j | Gem. SI 106
Kalwers 4 | Gespeen 3

TT 170033
Oud. 7j | OEK 34m | TKP 395d
Kalwers 5 | Gespeen 3 | Spn. Mat. 100
Gem. SI 100 | Spn. Mat. 100

HBH 140060

XY 070012
Oud. 12j | Gem. SI 92
Kalwers 11 | Gespeen 11

S.T.R. MAINSSHEARD
Port Elizabeth, Eastern Cape
0823234286
crosswayfarm@gmail.com
P.O. BOX 8,,THORNHILL, 6375

KOEIWAARDE	94
90	Kalfgemak Waarde
109	Kalfgroei Waarde
89	Melk Waarde
88	Onderhoudswaarde
100	Vrugbaarheidswaarde
GROEI WAARDE	113
KARKAS WAARDE	104
PRODUKSIE WAARDE	95

LOGIX GENETICS GENETICA EBV Analise 2025-08-15

Kalf en Moeder				Vrugbaarheid			
Geb. Dir.	Geb. Mat.	Spn. Dir.	Spn. Mat.	Skr. Omtr.	Vers Vrugb.	Koei Vrugb.	Lanklew.
88	115	109	89	118	93	103	101
73%	47%	70%	52%	49%	39%	16%	47%

Na-Speen Groei			Raam			Karkas		
Na-Speen	GDT	VOV	Volw. Gewig	Hoogte	Lengte	OSO	Vet	Mar
109	116	116	114	108	110	114	93	99
72%	45%	8%	47%	49%	45%	45%	48%	45%

Miostatien	
Q204X	Nie Getoets
NT821	Nie Getoets
F94L	Nie Getoets

Geb. Gewig	205D Gewig	365D Gewig	540D Gewig	GDT Indeks	VOV Indeks	Skrotum	LH
34kg	218kg | 113 (38)	244kg | 101 (42)	348kg | 105 (39)	-	-	- (B2)	-

VERKOPER OPMERKINGS:

LOT 48 (F)

TT 230092

Kuddeboek	SP
Geb. dtm	2023-11-04
Oud.	1j 10m
Inteling	8%

GH 190057
Spn Mat. 142

Ouerskap	Vaar	Moer
DNS		
Genomies		

AM 130234
Spn Mat. 132

H 050089

CR 020058
Oud. 13j | Gem. SI 98
Kalwers 12 | Gespeen 10

GH 150067
Oud. 9j | OEK 35m | TKP 378d
Kalwers 7 | Gespeen 7 | Spn. Mat. 115
Gem. SI 100 | Spn. Mat. 115

XY 100005

GH 051008
Oud. 11j | Gem. SI 105
Kalwers 7 | Gespeen 6

TT 210031
Oud. 4j | OEK 26m | TKP 363d
Kalwers 2 | Gespeen 2 | Spn. Mat. 94
Gem. SI 101 | KKG 7.34 | KKS 44.1
Kalwings: 23-11, 24-11

GH 140006
Spn Mat. 99

XY 100005

GH 110022
Oud. 5j | Gem. SI 89
Kalwers 3 | Gespeen 3

TT 170005
Oud. 8j | OEK 30m | TKP 376d
Kalwers 6 | Gespeen 6 | Spn. Mat. 83
Gem. SI 97 | Spn. Mat. 83

TT 130024

TT 140015
Oud. 3j | Gem. SI 116
Kalwers 1 | Gespeen 1

S.T.R. MAINSSHEARD
Port Elizabeth, Eastern Cape
0823234286
crosswayfarm@gmail.com
P.O. BOX 8,,THORNHILL, 6375

KOEIWAARDE	111
80	Kalfgemak Waarde
108	Kalfgroei Waarde
119	Melk Waarde
95	Onderhoudswaarde
111	Vrugbaarheidswaarde
GROEI WAARDE	114
KARKAS WAARDE	106
PRODUKSIE WAARDE	112

LOGIX GENETICS GENETICA EBV Analise 2025-08-15

Kalf en Moeder				Vrugbaarheid			
Geb. Dir.	Geb. Mat.	Spn. Dir.	Spn. Mat.	Skr. Omtr.	Vers Vrugb.	Koei Vrugb.	Lanklew.
80	104	108	119	95	107	111	99
73%	42%	58%	45%	37%	32%	16%	44%

Na-Speen Groei			Raam			Karkas		
Na-Speen	GDT	VOV	Volw. Gewig	Hoogte	Lengte	OSO	Vet	Mar
104	110	94	103	100	101	106	84	82
55%	31%	8%	44%	36%	31%	30%	34%	30%

Miostatien	
Q204X	Nie Getoets
NT821	Nie Getoets
F94L	Nie Getoets

Geb. Gewig	205D Gewig	365D Gewig	540D Gewig	GDT Indeks	VOV Indeks	Skrotum	LH
34kg	186kg | 100 (1)	221kg | 91 (42)	335kg | 101 (39)	-	-	- (B2)	-

VERKOPER OPMERKINGS:

DRAFT

LOT 49 (F)

TT 230093

Herd Book	SP
Birth date	2023-11-11
Age	1y 10m
Inbreeding	6%

Parentage Sire Dam
DNA
Genomic

- **GH 190057** Wean Mat. 142
  - **AM 130234** Wean Mat. 132
    - **H 050089**
    - **CR 020058** Age 13y | Avg. WI 98 Calves 12 | Weaned 10
  - **GH 150067** Age 9y | AFC 35m | ICP 378d Calves 7 | Weaned 7 | Wean Mat. 115 Avg. WI 100 | Wean Mat. 115
    - **XY 100005**
    - **GH 051008** Age 11y | Avg. WI 105 Calves 7 | Weaned 6
- **ADM 200040** Age 4y | AFC 37m | ICP - Calves 1 | Weaned 1 | Wean Mat. 71 Avg. WI 81 | CCB - | CCW 28.6 Calvings: 23-11
  - **GH 150004** Wean Mat. 56
    - **XY 120065**
    - **XY 120042** Age 7y | Avg. WI 101 Calves 4 | Weaned 3
  - **ADM 110001** Age 11y | AFC 36m | ICP 357d Calves 9 | Weaned 7 | Wean Mat. 101 Avg. WI 105 | Wean Mat. 101
    - **W 070031**
    - **ASE 010022** Age 13y | Avg. WI 81 Calves 10 | Weaned 9

S.T.R. MAINSSHEARD
Port Elizabeth, Eastern Cape
0823234286
crosswayfarm@gmail.com
P.O. BOX 8,,THORNHILL, 6375

COW VALUE	95
93	Calving Ease Value
93	Calf Growth Value
109	Milk Value
110	Maintenance Value
98	Fertility Value
GROWTH VALUE	105
CARCASS VALUE	94
PRODUCTION VALUE	95

LOGIX EBV Analysis 2025-08-15

Calf and Mother				Fertility			
Birth Dir.	Birth Mat.	Wean Dir.	Wean Mat.	Scr. Circ.	Heifer Fert.	Cow Fert.	Longev.
90	115	93	109	92	111	92	96
73%	42%	70%	47%	37%	31%	16%	46%

Post-Wean Growth			Frame			Carcass		
Post Wean	ADG	FCR	Mature Weight	Height	Length	EMA	Fat	Mar
88	98	95	88	85	87	95	96	103
70%	31%	6%	45%	36%	32%	29%	33%	30%

Myostatin	
Q204X	Not Tested
NT821	Not Tested
F94L	Not Tested

Birth Weight	205D Weight	365D Weight	540D Weight	ADG Index	FCR Index	Scrotum	LH
33kg	164kg | 81 (38)	205kg | 83 (42)	306kg | 91 (39)	-	-	- (B2)	-

SELLER REMARKS:

LOT 50 (F)

TT 230095

Herd Book	SP
Birth date	2023-11-13
Age	1y 10m
Inbreeding	6%

Parentage Sire Dam
DNA
Genomic

- **GH 190057** Wean Mat. 142
  - **AM 130234** Wean Mat. 132
    - **H 050089**
    - **CR 020058** Age 13y | Avg. WI 98 Calves 12 | Weaned 10
  - **GH 150067** Age 9y | AFC 35m | ICP 378d Calves 7 | Weaned 7 | Wean Mat. 115 Avg. WI 100 | Wean Mat. 115
    - **XY 100005**
    - **GH 051008** Age 11y | Avg. WI 105 Calves 7 | Weaned 6
- **TT 200021** Age 5y | AFC 25m | ICP 382d Calves 3 | Weaned 3 | Wean Mat. 94 Avg. WI 105 | CCB 7.25 | CCW 43.2 Calvings: 22-10, 23-11, 24-11
  - **GH 140001** Wean Mat. 58
    - **ASE 060103**
    - **GH 080001** Age 6y | Avg. WI 101 Calves 3 | Weaned 3
  - **TT 170058** Age 7y | AFC 32m | ICP 383d Calves 5 | Weaned 5 | Wean Mat. 119 Avg. WI 106 | Wean Mat. 119
    - **HBH 140060**
    - **XY 110020** Age 8y | Avg. WI 93 Calves 5 | Weaned 5

S.T.R. MAINSSHEARD
Port Elizabeth, Eastern Cape
0823234286
crosswayfarm@gmail.com
P.O. BOX 8,,THORNHILL, 6375

COW VALUE	108
80	Calving Ease Value
110	Calf Growth Value
120	Milk Value
96	Maintenance Value
100	Fertility Value
GROWTH VALUE	120
CARCASS VALUE	117
PRODUCTION VALUE	110

LOGIX EBV Analysis 2025-08-15

Calf and Mother				Fertility			
Birth Dir.	Birth Mat.	Wean Dir.	Wean Mat.	Scr. Circ.	Heifer Fert.	Cow Fert.	Longev.
80	104	110	120	103	103	99	97
74%	44%	70%	49%	39%	33%	17%	46%

Post-Wean Growth			Frame			Carcass		
Post Wean	ADG	FCR	Mature Weight	Height	Length	EMA	Fat	Mar
105	116	106	102	111	109	115	94	111
70%	34%	9%	45%	38%	34%	33%	36%	33%

Myostatin	
Q204X	Not Tested
NT821	Not Tested
F94L	Not Tested

Birth Weight	205D Weight	365D Weight	540D Weight	ADG Index	FCR Index	Scrotum	LH
35kg	190kg | 95 (38)	219kg | 89 (42)	288kg | 84 (39)	-	-	- (B2)	-

SELLER REMARKS:

DRAFT

LOT 51 (F)

TT 230096

Kuddeboek	SP
Geb. dtm	2023-11-15
Oud.	1j 10m
Inteling	6%

G 170072
Spn Mat. 87

Ouerskap	Vaar	Moer
DNS		
Genomies		

TT 200016
Oud. 5j | OEK 26m | TKP 382d
Kalwers 3 | Gespeen 3 | Spn. Mat. 88
Gem. Sl 104 | KKG - | KKS 49.2
Kalwings: 22-10, 23-11, 24-11

- **R 110003** Spn Mat. 102
  - **R 960039**
  - **R 050015** Oud. 15j | Gem. Sl 103 Kalwers 13 | Gespeen 12
- **G 140072** Oud. 11j | OEK 36m | TKP 430d Kalwers 7 | Gespeen 7 | Spn. Mat. 101 Gem. Sl 110 | Spn. Mat. 101
  - **CR 070037**
  - **SW 100011** Oud. 13j | Gem. Sl 104 Kalwers 10 | Gespeen 9
- **ADM 170001** Spn Mat. 58
  - **TT 130024**
  - **ADM 140003** Oud. 10j | Gem. Sl 104 Kalwers 8 | Gespeen 8
- **TT 150004** Oud. 10j | OEK 27m | TKP 373d Kalwers 8 | Gespeen 8 | Spn. Mat. 100 Gem. Sl 101 | Spn. Mat. 100
  - **AM 100079**
  - **CR 070071** Oud. 8j | Gem. Sl 114 Kalwers 6 | Gespeen 3

S.T.R. MAINSSHEARD
Port Elizabeth, Eastern Cape
0823234286
crosswayfarm@gmail.com
P.O. BOX 8,,THORNHILL, 6375

KOEIWAARDE	110
103	Kalfgemak Waarde
111	Kalfgroei Waarde
90	Melk Waarde
111	Onderhoudswaarde
100	Vrugbaarheidswaarde
GROEI WAARDE	88
KARKAS WAARDE	99
PRODUKSIE WAARDE	106

LOGIX GENETICS GENETICA EBV Analise 2025-08-15

Kalf en Moeder				Vrugbaarheid			
Geb. Dir.	Geb. Mat.	Spn. Dir.	Spn. Mat.	Skr. Omtr.	Vers Vrugb.	Koei Vrugb.	Lanklew.
104	95	111	90	110	98	101	110
73%	48%	70%	53%	51%	35%	15%	49%

Na-Speen Groei			Raam			Karkas		
Na-Speen	GDT	VOV	Volw. Gewig	Hoogte	Lengte	OSO	Vet	Mar
106	92	90	88	96	101	83	101	107
70%	45%	17%	52%	50%	46%	39%	44%	39%

Miostatien	
Q204X	Nie Getoets
NT821	Nie Getoets
F94L	Nie Getoets

Geb. Gewig	205D Gewig	365D Gewig	540D Gewig	GDT Indeks	VOV Indeks	Skrotum	LH
32kg	185kg | 94 (38)	229kg | 95 (42)	327kg | 98 (39)	-	-	- (B2)	-

VERKOPER OPMERKINGS:

LOT 52 (F)

TT 230100

Kuddeboek	SP
Geb. dtm	2023-11-24
Oud.	1j 10m
Inteling	6%

HBH 140060
Spn Mat. 141

Ouerskap	Vaar	Moer
DNS		
Genomies		

TT 180063
Oud. 5j | OEK 31m | TKP 420d
Kalwers 3 | Gespeen 3 | Spn. Mat. 99
Gem. Sl 100 | KKG - | KKS 38.8
Kalwings: 21-08, 22-10, 23-11

- **H 050089** Spn Mat. 96
  - **H 990022**
  - **H 980036** Oud. 13j | Gem. Sl 120 Kalwers 10 | Gespeen 7
- **HBH 110067** Oud. 3j | OEK 35m | TKP - Kalwers 1 | Gespeen 1 | Spn. Mat. 141 Gem. Sl 114 | Spn. Mat. 141
  - **HBH 070026**
  - **HBH 080093** Oud. 14j | Gem. Sl 106 Kalwers 12 | Gespeen 10
- **AM 100079** Spn Mat. 97
  - **W 060015**
  - **AM 060028** Oud. 8j | Gem. Sl 107 Kalwers 6 | Gespeen 5
- **ASE 100005** Oud. 8j | OEK 36m | TKP 386d Kalwers 6 | Gespeen 5 | Spn. Mat. 111 Gem. Sl 110 | Spn. Mat. 111
  - **AVR 060051**
  - **ASE 070214** Oud. 3j | Gem. Sl 88 Kalwers 1 | Gespeen 1

S.T.R. MAINSSHEARD
Port Elizabeth, Eastern Cape
0823234286
crosswayfarm@gmail.com
P.O. BOX 8,,THORNHILL, 6375

KOEIWAARDE	116
80	Kalfgemak Waarde
120	Kalfgroei Waarde
120	Melk Waarde
75	Onderhoudswaarde
105	Vrugbaarheidswaarde
GROEI WAARDE	108
KARKAS WAARDE	117
PRODUKSIE WAARDE	115

LOGIX GENETICS GENETICA EBV Analise 2025-08-15

Kalf en Moeder				Vrugbaarheid			
Geb. Dir.	Geb. Mat.	Spn. Dir.	Spn. Mat.	Skr. Omtr.	Vers Vrugb.	Koei Vrugb.	Lanklew.
78	108	120	120	121	103	105	102
73%	55%	60%	55%	51%	43%	27%	54%

Na-Speen Groei			Raam			Karkas		
Na-Speen	GDT	VOV	Volw. Gewig	Hoogte	Lengte	OSO	Vet	Mar
125	117	120	129	113	123	126	118	114
58%	47%	30%	57%	51%	48%	46%	48%	46%

Miostatien	
Q204X	Nie Getoets
NT821	Nie Getoets
F94L	Nie Getoets

Geb. Gewig	205D Gewig	365D Gewig	540D Gewig	GDT Indeks	VOV Indeks	Skrotum	LH
35kg	221kg | 100 (1)	241kg | 87 (7)	308kg | 91 (6)	-	-	- (B2)	-

VERKOPER OPMERKINGS:

DRAFT

LOT 53 (F)

TT 230101

Herd Book	SP
Birth date	2023-11-25
Age	1y 10m
Inbreeding	6%

Parentage Sire Dam
DNA
Genomic

- HBH 140060 — Wean Mat. 141
  - H 050089 — Wean Mat. 96
    - H 990022
    - H 980036 — Age 13y | Avg. WI 120 | Calves 10 | Weaned 7
  - HBH 110067 — Age 3y | AFC 35m | ICP - | Calves 1 | Weaned 1 | Wean Mat. 141 | Avg. WI 114 | Wean Mat. 141
    - HBH 070026
    - HBH 080093 — Age 14y | Avg. WI 106 | Calves 12 | Weaned 10
- TT 190045 — Age 4y | AFC 34m | ICP 431d | Calves 2 | Weaned 2 | Wean Mat. 91 | Avg. WI 103 | CCB - | CCW 48.8 | Calvings: 22-09, 23-11
  - AM 100079 — Wean Mat. 97
    - W 060015
    - AM 060028 — Age 8y | Avg. WI 107 | Calves 6 | Weaned 5
  - TT 140018 — Age 6y | AFC 27m | ICP 369d | Calves 4 | Weaned 3 | Wean Mat. 81 | Avg. WI 88 | Wean Mat. 81
    - R 080037
    - XY 090022 — Age 13y | Avg. WI 108 | Calves 10 | Weaned 8

S.T.R. MAINSSHEARD
Port Elizabeth, Eastern Cape
0823234286
crosswayfarm@gmail.com
P.O. BOX 8,,THORNHILL, 6375

COW VALUE	110
100	Calving Ease Value
104	Calf Growth Value
114	Milk Value
89	Maintenance Value
101	Fertility Value
GROWTH VALUE	95
CARCASS VALUE	102
PRODUCTION VALUE	107

LOGIX GENETICS | GENETIKA — EBV Analysis 2025-08-15

Calf and Mother				Fertility			
Birth Dir.	Birth Mat.	Wean Dir.	Wean Mat.	Scr. Circ.	Heifer Fert.	Cow Fert.	Longev.
99	108	104	114	112	101	101	99
72%	53%	69%	56%	52%	43%	27%	54%

Post-Wean Growth			Frame			Carcass		
Post Wean	ADG	FCR	Mature Weight	Height	Length	EMA	Fat	Mar
104	101	109	110	97	104	118	118	111
57%	48%	30%	57%	51%	48%	46%	49%	47%

Myostatin	
Q204X	Not Tested
NT821	Not Tested
F94L	Not Tested

Birth Weight	205D Weight	365D Weight	540D Weight	ADG Index	FCR Index	Scrotum	LH
29kg	205kg | 108 (38)	233kg | 87 (7)	321kg | 98 (6)	-	-	- (B2)	-

SELLER REMARKS:

LOT 54 (F)

TT 230103

Herd Book	SP
Birth date	2023-12-11
Age	1y 9m
Inbreeding	7%

Parentage Sire Dam
DNA
Genomic

- G 170072 — Wean Mat. 87
  - R 110003 — Wean Mat. 102
    - R 960039
    - R 050015 — Age 15y | Avg. WI 103 | Calves 13 | Weaned 12
  - G 140072 — Age 11y | AFC 36m | ICP 430d | Calves 7 | Weaned 7 | Wean Mat. 101 | Avg. WI 110 | Wean Mat. 101
    - CR 070037
    - SW 100011 — Age 13y | Avg. WI 104 | Calves 10 | Weaned 9
- TT 180031 — Age 6y | AFC 34m | ICP 403d | Calves 4 | Weaned 4 | Wean Mat. 146 | Avg. WI 112 | CCB - | CCW 51 | Calvings: 21-08, 22-12, 23-12, 24-11
  - HBH 140060 — Wean Mat. 141
    - H 050089
    - HBH 110067 — Age 3y | Avg. WI 114 | Calves 1 | Weaned 1
  - TT 150067 — Age 3y | AFC 35m | ICP - | Calves 1 | Weaned 1 | Wean Mat. 119 | Avg. WI 117 | Wean Mat. 119
    - TT 120B03
    - CR 070103 — Age 9y | Avg. WI 102 | Calves 6 | Weaned 3

S.T.R. MAINSSHEARD
Port Elizabeth, Eastern Cape
0823234286
crosswayfarm@gmail.com
P.O. BOX 8,,THORNHILL, 6375

COW VALUE	123
101	Calving Ease Value
125	Calf Growth Value
116	Milk Value
81	Maintenance Value
87	Fertility Value
GROWTH VALUE	110
CARCASS VALUE	126
PRODUCTION VALUE	122

LOGIX GENETICS | GENETIKA — EBV Analysis 2025-08-15

Calf and Mother				Fertility			
Birth Dir.	Birth Mat.	Wean Dir.	Wean Mat.	Scr. Circ.	Heifer Fert.	Cow Fert.	Longev.
101	96	125	116	132	88	88	110
73%	48%	67%	52%	52%	36%	18%	50%

Post-Wean Growth			Frame			Carcass		
Post Wean	ADG	FCR	Mature Weight	Height	Length	EMA	Fat	Mar
123	113	101	120	114	120	120	95	118
68%	46%	15%	52%	51%	47%	40%	44%	40%

Myostatin	
Q204X	Not Tested
NT821	Not Tested
F94L	Not Tested

Birth Weight	205D Weight	365D Weight	540D Weight	ADG Index	FCR Index	Scrotum	LH
31kg	316kg | 112 (4)	306kg | 115 (7)	394kg | 121 (6)	-	-	- (B2)	-

SELLER REMARKS:

DRAFT

LOT 55 (F)

TT 230104

Kuddeboek	SP
Geb. dtm	2023-12-12
Oud.	1j 9m
Inteling	7%

HBH 140060
Spn Mat. 141

Ouerskap	Vaar	Moer
DNS		
Genomies		

H 050089
Spn Mat. 96

H 990022

H 980036
Oud. 13j | Gem. SI 120
Kalwers 10 | Gespeen 7

HBH 110067
Oud. 3j | OEK 35m | TKP -
Kalwers 1 | Gespeen 1 | Spn. Mat. 141
Gem. SI 114 | Spn. Mat. 141

HBH 070026

HBH 080093
Oud. 14j | Gem. SI 106
Kalwers 12 | Gespeen 10

TT 190066
Oud. 5j | OEK 34m | TKP 368d
Kalwers 3 | Gespeen 3 | Spn. Mat. 103
Gem. SI 96 | KKG - | KKS 39.5
Kalwings: 22-10, 23-12, 24-10

TT 120B03
Spn Mat. 128

XY 090051

XY 090084
Oud. 7j | Gem. SI 99
Kalwers 5 | Gespeen 4

CR 070102
Oud. 14j | OEK 37m | TKP 376d
Kalwers 11 | Gespeen 10 | Spn. Mat. 92
Gem. SI 102 | Spn. Mat. 92

HBH 040825

CR 040013
Oud. 11j | Gem. SI 94
Kalwers 7 | Gespeen 4

S.T.R. MAINSSHEARD
Port Elizabeth, Eastern Cape
0823234286
crosswayfarm@gmail.com
P.O. BOX 8,,THORNHILL, 6375

KOEIWAARDE	107
81	Kalfgemak Waarde
113	Kalfgroei Waarde
123	Melk Waarde
74	Onderhoudswaarde
98	Vrugbaarheidswaarde
GROEI WAARDE	115
KARKAS WAARDE	125
PRODUKSIE WAARDE	108

LOGIX GENETICS GENETICA EBV Analise 2025-08-15

Kalf en Moeder				Vrugbaarheid			
Geb. Dir.	Geb. Mat.	Spn. Dir.	Spn. Mat.	Skr. Omtr.	Vers Vrugb.	Koei Vrugb.	Lanklew.
82	99	113	123	118	97	99	100
73%	54%	66%	56%	51%	41%	26%	54%

Na-Speen Groei			Raam			Karkas		
Na-Speen	GDT	VOV	Volw. Gewig	Hoogte	Lengte	OSO	Vet	Mar
116	120	120	131	115	120	132	142	118
66%	46%	32%	57%	50%	47%	46%	49%	46%

Geb. Gewig	205D Gewig	365D Gewig	540D Gewig	GDT Indeks	VOV Indeks	Skrotum	LH
33kg	283kg | 98 (4)	280kg | 105 (7)	370kg | 113 (6)	-	-	- (B2)	-

Miostatien	
Q204X	Nie Getoets
NT821	Nie Getoets
F94L	Nie Getoets

VERKOPER OPMERKINGS:

LOT 56 (F)

TT 230106

Kuddeboek	SP
Geb. dtm	2023-12-18
Oud.	1j 9m
Inteling	6%

HBH 140060
Spn Mat. 141

Ouerskap	Vaar	Moer
DNS		
Genomies		

H 050089
Spn Mat. 96

H 990022

H 980036
Oud. 13j | Gem. SI 120
Kalwers 10 | Gespeen 7

HBH 110067
Oud. 3j | OEK 35m | TKP -
Kalwers 1 | Gespeen 1 | Spn. Mat. 141
Gem. SI 114 | Spn. Mat. 141

HBH 070026

HBH 080093
Oud. 14j | Gem. SI 106
Kalwers 12 | Gespeen 10

TT 190062
Oud. 4j | OEK 34m | TKP 433d
Kalwers 2 | Gespeen 2 | Spn. Mat. 112
Gem. SI 99 | KKG - | KKS 47.4
Kalwings: 22-10, 23-12

TT 120B03
Spn Mat. 128

XY 090051

XY 090084
Oud. 7j | Gem. SI 99
Kalwers 5 | Gespeen 4

TT 140037
Oud. 10j | OEK 36m | TKP 371d
Kalwers 8 | Gespeen 8 | Spn. Mat. 103
Gem. SI 109 | Spn. Mat. 103

AM 100079

XY 070006
Oud. 9j | Gem. SI 97
Kalwers 7 | Gespeen 5

S.T.R. MAINSSHEARD
Port Elizabeth, Eastern Cape
0823234286
crosswayfarm@gmail.com
P.O. BOX 8,,THORNHILL, 6375

KOEIWAARDE	111
93	Kalfgemak Waarde
108	Kalfgroei Waarde
126	Melk Waarde
84	Onderhoudswaarde
93	Vrugbaarheidswaarde
GROEI WAARDE	110
KARKAS WAARDE	117
PRODUKSIE WAARDE	111

LOGIX GENETICS GENETICA EBV Analise 2025-08-15

Kalf en Moeder				Vrugbaarheid			
Geb. Dir.	Geb. Mat.	Spn. Dir.	Spn. Mat.	Skr. Omtr.	Vers Vrugb.	Koei Vrugb.	Lanklew.
91	111	108	126	122	93	94	99
72%	53%	59%	54%	52%	43%	26%	52%

Na-Speen Groei			Raam			Karkas		
Na-Speen	GDT	VOV	Volw. Gewig	Hoogte	Lengte	OSO	Vet	Mar
109	115	115	116	109	114	127	125	113
57%	47%	31%	57%	51%	47%	46%	49%	47%

Geb. Gewig	205D Gewig	365D Gewig	540D Gewig	GDT Indeks	VOV Indeks	Skrotum	LH
30kg	274kg | 96 (4)	263kg | 99 (7)	-	-	-	- (B1)	-

Miostatien	
Q204X	Nie Getoets
NT821	Nie Getoets
F94L	Nie Getoets

VERKOPER OPMERKINGS:

DRAFT

LOT 57 (F)

TT 230107

Herd Book	SP
Birth date	2023-12-26
Age	1y 9m
Inbreeding	8%

GH 190057
Wean Mat. 142

Parentage	Sire	Dam
DNA		
Genomic		

AM 130234
Wean Mat. 132

H 050089

CR 020058
Age 13y | Avg. WI 98
Calves 12 | Weaned 10

GH 150067
Age 9y | AFC 35m | ICP 378d
Calves 7 | Weaned 7 | Wean Mat. 115
Avg. WI 100 | Wean Mat. 115

XY 100005

GH 051008
Age 11y | Avg. WI 105
Calves 7 | Weaned 6

TT 210070
Age 3y | AFC 25m | ICP 323d
Calves 2 | Weaned 1 | Wean Mat. 89
Avg. WI 82 | CCB 6.14 | CCW 29.3
Calvings: 23-12, 24-11

GH 140006
Wean Mat. 99

XY 100005

GH 110022
Age 5y | Avg. WI 89
Calves 3 | Weaned 3

TT 160044
Age 7y | AFC 35m | ICP 404d
Calves 4 | Weaned 4 | Wean Mat. 99
Avg. WI 105 | Wean Mat. 99

XY 120023

XY 100038
Age 7y | Avg. WI 90
Calves 5 | Weaned 5

S.T.R. MAINSSHEARD
Port Elizabeth, Eastern Cape
0823234286
crosswayfarm@gmail.com
P.O. BOX 8,,THORNHILL, 6375

COW VALUE	108
89	Calving Ease Value
102	Calf Growth Value
115	Milk Value
89	Maintenance Value
115	Fertility Value
GROWTH VALUE	116
CARCASS VALUE	107
PRODUCTION VALUE	109

LOGIX EBV Analysis 2025-08-15

Calf and Mother				Fertility			
Birth Dir.	Birth Mat.	Wean Dir.	Wean Mat.	Scr. Circ.	Heifer Fert.	Cow Fert.	Longev.
89	100	102	115	96	112	113	99
73%	42%	58%	45%	37%	30%	16%	44%

Post-Wean Growth			Frame			Carcass		
Post Wean	ADG	FCR	Mature Weight	Height	Length	EMA	Fat	Mar
101	110	98	110	102	100	107	92	86
53%	31%	6%	44%	36%	32%	30%	34%	30%

Myostatin	
Q204X	Not Tested
NT821	Not Tested
F94L	Not Tested

Birth Weight	205D Weight	365D Weight	540D Weight	ADG Index	FCR Index	Scrotum	LH
29kg	-	293kg | 114 (7)	265kg | 80 (6)	-	-	- (B2)	-

SELLER REMARKS:

LOT 58 (M)

TT 230021

Herd Book	SP
Birth date	2023-09-07
Age	2y
Inbreeding	6%
DNA	USC057573

A 200010
Wean Mat. 116

Parentage	Sire	Dam
DNA		
Genomic ✔		

AM 130144
Wean Mat. 90

H 050089

AM 060010
Age 14y | Avg. WI 95
Calves 11 | Weaned 7

ASE 130034
Age 11y | AFC 35m | ICP 421d
Calves 8 | Weaned 8 | Wean Mat. 131
Avg. WI 100 | Wean Mat. 131

ASE 060105

ASE 090033
Age 4y | Avg. WI 106
Calves 2 | Weaned 2

TT 180037
Age 5y | AFC 34m | ICP 361d
Calves 3 | Weaned 3 | Wean Mat. 110
Avg. WI 98 | CCB - | CCW 43.6
Calvings: 21-09, 22-10, 23-09

TT 120B03
Wean Mat. 128

XY 090051

XY 090084
Age 7y | Avg. WI 99
Calves 5 | Weaned 4

XY 110022
Age 13y | AFC 33m | ICP 368d
Calves 11 | Weaned 10 | Wean Mat. 92
Avg. WI 101 | Wean Mat. 92

AM 070005

ADM 070005
Age 18y | Avg. WI 102
Calves 11 | Weaned 10

S.T.R. MAINSSHEARD
Port Elizabeth, Eastern Cape
0823234286
crosswayfarm@gmail.com
P.O. BOX 8,,THORNHILL, 6375

COW VALUE	99
97	Calving Ease Value
100	Calf Growth Value
114	Milk Value
106	Maintenance Value
82	Fertility Value
GROWTH VALUE	75
CARCASS VALUE	92
PRODUCTION VALUE	93

LOGIX EBV Analysis 2025-08-15

Calf and Mother				Fertility			
Birth Dir.	Birth Mat.	Wean Dir.	Wean Mat.	Scr. Circ.	Heifer Fert.	Cow Fert.	Longev.
95	129	100	114	85	76	87	110
85%	79%	84%	80%	83%	77%	60%	79%

Post-Wean Growth			Frame			Carcass		
Post Wean	ADG	FCR	Mature Weight	Height	Length	EMA	Fat	Mar
85	79	71	91	68	81	105	117	104
82%	80%	76%	79%	83%	80%	80%	82%	80%

Myostatin	
Q204X	Free
NT821	Free
F94L	Free

Birth Weight	205D Weight	365D Weight	540D Weight	ADG Index	FCR Index	Scrotum	LH
30kg	224kg | 97 (16)	-	-	825g/d | 92 (19)	-	309mm (D1)	1.20

SELLER REMARKS:

DRAFT

© Compiled by the South African Stud Book and Livestock Improvement Association
All Pedigree- and Performance Data is as recorded on LOGIX on 18 August 2025

LOT 59 (M)

TT 230022

Kuddeboek	SP
Geb. dtm	2023-09-07
Oud.	2j
Inteling	6%
DNS	USC057557

Ouerskap	Vaar	Moer
DNS		
Genomies ✔		

- **TT 190020** Spn Mat. 69
  - **GH 140001** Spn Mat. 58
    - **ASE 060103**
    - **GH 080001** Oud. 6j | Gem. SI 101 Kalwers 3 | Gespeen 3
  - **E 160057** Oud. 9j | OEK 38m | TKP 373d Kalwers 6 | Gespeen 6 | Spn. Mat. 121 Gem. SI 105 | Spn. Mat. 121
    - **AM 090025**
    - **E 110023** Oud. 13j | Gem. SI 106 Kalwers 11 | Gespeen 8
- **TT 180008** Oud. 7j | OEK 38m | TKP 345d Kalwers 4 | Gespeen 3 | Spn. Mat. 85 Gem. SI 100 | KKG - | KKS 45.1 Kalwings: 21-10, 22-11, 23-09, 24-08
  - **HBH 030737** Spn Mat. 90
    - **BG 960053**
    - **HBH 970231** Oud. 8j | Gem. SI 107 Kalwers 6 | Gespeen 6
  - **TT 150033** Oud. 8j | OEK 34m | TKP 370d Kalwers 5 | Gespeen 5 | Spn. Mat. 80 Gem. SI 92 | Spn. Mat. 80
    - **XY 090009**
    - **XY 110022** Oud. 13j | Gem. SI 101 Kalwers 11 | Gespeen 10

S.T.R. MAINSSHEARD
Port Elizabeth, Eastern Cape
0823234286
crosswayfarm@gmail.com
P.O. BOX 8,,THORNHILL, 6375

KOEIWAARDE	87
81	Kalfgemak Waarde
112	Kalfgroei Waarde
76	Melk Waarde
100	Onderhoudswaarde
101	Vrugbaarheidswaarde
GROEI WAARDE	110
KARKAS WAARDE	113
PRODUKSIE WAARDE	88

LOGIX EBV Analise 2025-08-15

Kalf en Moeder				Vrugbaarheid			
Geb. Dir.	Geb. Mat.	Spn. Dir.	Spn. Mat.	Skr. Omtr.	Vers Vrugb.	Koei Vrugb.	Lanklew.
78	110	112	76	89	94	104	101
85%	80%	82%	80%	84%	78%	60%	80%

Na-Speen Groei			Raam			Karkas		
Na-Speen	GDT	VOV	Volw. Gewig	Hoogte	Lengte	OSO	Vet	Mar
106	112	110	100	121	113	120	150	101
83%	82%	76%	80%	84%	82%	82%	83%	82%

Miostatien	
Q204X	Skoon
NT821	Skoon
F94L	Skoon

Geb. Gewig	205D Gewig	365D Gewig	540D Gewig	GDT Indeks	VOV Indeks	Skrotum	LH
40kg	253kg | *100 (1)*	-	-	883g/d | *99 (19)*	-	288mm *(D1)*	1.17

VERKOPER OPMERKINGS:

LOT 60 (M)

TT 230031

Kuddeboek	SP
Geb. dtm	2023-09-09
Oud.	2j
Inteling	6%
DNS	USC057575

Ouerskap	Vaar	Moer
DNS		
Genomies ✔		

- **G 170072** Spn Mat. 87
  - **R 110003** Spn Mat. 102
    - **R 960039**
    - **R 050015** Oud. 15j | Gem. SI 103 Kalwers 13 | Gespeen 12
  - **G 140072** Oud. 11j | OEK 36m | TKP 430d Kalwers 7 | Gespeen 7 | Spn. Mat. 101 Gem. SI 110 | Spn. Mat. 101
    - **CR 070037**
    - **SW 100011** Oud. 13j | Gem. SI 104 Kalwers 10 | Gespeen 9
- **TT 180043** Oud. 6j | OEK 33m | TKP 384d Kalwers 4 | Gespeen 4 | Spn. Mat. 119 Gem. SI 101 | KKG - | KKS 49.6 Kalwings: 21-08, 22-09, 23-09, 24-10
  - **HBH 140060** Spn Mat. 141
    - **H 050089**
    - **HBH 110067** Oud. 3j | Gem. SI 114 Kalwers 1 | Gespeen 1
  - **TT 130007** Oud. 6j | OEK 30m | TKP 456d Kalwers 4 | Gespeen 3 | Spn. Mat. 101 Gem. SI 104 | Spn. Mat. 101
    - **XY 110005**
    - **XY 100068** Oud. 7j | Gem. SI 109 Kalwers 5 | Gespeen 4

S.T.R. MAINSSHEARD
Port Elizabeth, Eastern Cape
0823234286
crosswayfarm@gmail.com
P.O. BOX 8,,THORNHILL, 6375

KOEIWAARDE	116
104	Kalfgemak Waarde
121	Kalfgroei Waarde
108	Melk Waarde
83	Onderhoudswaarde
82	Vrugbaarheidswaarde
GROEI WAARDE	113
KARKAS WAARDE	127
PRODUKSIE WAARDE	116

LOGIX EBV Analise 2025-08-15

Kalf en Moeder				Vrugbaarheid			
Geb. Dir.	Geb. Mat.	Spn. Dir.	Spn. Mat.	Skr. Omtr.	Vers Vrugb.	Koei Vrugb.	Lanklew.
107	83	121	108	127	81	86	111
86%	81%	85%	82%	85%	79%	61%	81%

Na-Speen Groei			Raam			Karkas		
Na-Speen	GDT	VOV	Volw. Gewig	Hoogte	Lengte	OSO	Vet	Mar
122	110	95	118	106	114	108	105	110
84%	82%	77%	81%	84%	83%	82%	83%	82%

Miostatien	
Q204X	Skoon
NT821	Skoon
F94L	Skoon

Geb. Gewig	205D Gewig	365D Gewig	540D Gewig	GDT Indeks	VOV Indeks	Skrotum	LH
29kg	226kg | *98 (16)*	-	-	936g/d | *105 (19)*	-	329mm *(D1)*	1.17

VERKOPER OPMERKINGS:

DRAFT

© Compiled by the South African Stud Book and Livestock Improvement Association
All Pedigree- and Performance Data is as recorded on LOGIX on 18 August 2025

LOT 61 (M)

TT 230032

Herd Book	SP
Birth date	2023-09-09
Age	2y
Inbreeding	5%
DNA	USC057576

Parentage	Sire	Dam
DNA		
Genomic	✔	

- **TT 190020** Wean Mat. 69
  - **GH 140001** Wean Mat. 58
    - **ASE 060103**
    - **GH 080001** Age 6y | Avg. WI 101 Calves 3 | Weaned 3
  - **E 160057** Age 9y | AFC 38m | ICP 373d Calves 6 | Weaned 6 | Wean Mat. 121 Avg. WI 105 | Wean Mat. 121
    - **AM 090025**
    - **E 110023** Age 13y | Avg. WI 106 Calves 11 | Weaned 8
- **TT 180041** Age 6y | AFC 33m | ICP 382d Calves 4 | Weaned 3 | Wean Mat. 111 Avg. WI 98 | CCB - | CCW 42.7 Calvings: 21-08, 22-09, 23-09, 24-10
  - **HBH 140060** Wean Mat. 141
    - **H 050089**
    - **HBH 110067** Age 3y | Avg. WI 114 Calves 1 | Weaned 1
  - **TT 130012** Age 10y | AFC 30m | ICP 405d Calves 7 | Weaned 7 | Wean Mat. 95 Avg. WI 105 | Wean Mat. 95
    - **HBH 000534**
    - **CR 070103** Age 9y | Avg. WI 102 Calves 6 | Weaned 3

S.T.R. MAINSSHEARD
Port Elizabeth, Eastern Cape
0823234286
crosswayfarm@gmail.com
P.O. BOX 8,,THORNHILL, 6375

COW VALUE	86
79	Calving Ease Value
119	Calf Growth Value
85	Milk Value
87	Maintenance Value
85	Fertility Value
GROWTH VALUE	130
CARCASS VALUE	124
PRODUCTION VALUE	92

LOGIX EBV Analysis 2025-08-15

Calf and Mother				Fertility			
Birth Dir.	Birth Mat.	Wean Dir.	Wean Mat.	Scr. Circ.	Heifer Fert.	Cow Fert.	Longev.
64	101	119	85	122	87	86	96
86%	81%	85%	82%	85%	80%	62%	81%

Post-Wean Growth			Frame			Carcass		
Post Wean	ADG	FCR	Mature Weight	Height	Length	EMA	Fat	Mar
118	131	121	115	119	124	128	109	103
84%	83%	78%	81%	85%	83%	83%	84%	83%

Myostatin	
Q204X	Free
NT821	Free
F94L	Free

Birth Weight	205D Weight	365D Weight	540D Weight	ADG Index	FCR Index	Scrotum	LH
40kg	220kg | 90 (16)	-	-	1000g/d | 112 (19)	-	333mm (D1)	1.21

SELLER REMARKS:

LOT 62 (M)

TT 230033

Herd Book	SP
Birth date	2023-09-11
Age	2y
Inbreeding	6%
DNA	USC057577

Parentage	Sire	Dam
DNA		
Genomic	✔	

- **G 170072** Wean Mat. 87
  - **R 110003** Wean Mat. 102
    - **R 960039**
    - **R 050015** Age 15y | Avg. WI 103 Calves 13 | Weaned 12
  - **G 140072** Age 11y | AFC 36m | ICP 430d Calves 7 | Weaned 7 | Wean Mat. 101 Avg. WI 110 | Wean Mat. 101
    - **CR 070037**
    - **SW 100011** Age 13y | Avg. WI 104 Calves 10 | Weaned 9
- **HBH 190078** Age 5y | AFC 34m | ICP 380d Calves 3 | Weaned 3 | Wean Mat. 87 Avg. WI 94 | CCB - | CCW 46 Calvings: 22-08, 23-09, 24-09
  - **DKH 150284** Wean Mat. 64
    - **AM 100112**
    - **DKH 090014** Age 14y | Avg. WI 101 Calves 12 | Weaned 12
  - **HBH 061002** Age 14y | AFC 36m | ICP 368d Calves 11 | Weaned 11 | Wean Mat. 116 Avg. WI 107 | Wean Mat. 116
    - **CR 010028**
    - **HBH 020673** Age 6y | Avg. WI 95 Calves 4 | Weaned 4

S.T.R. MAINSSHEARD
Port Elizabeth, Eastern Cape
0823234286
crosswayfarm@gmail.com
P.O. BOX 8,,THORNHILL, 6375

COW VALUE	108
97	Calving Ease Value
119	Calf Growth Value
89	Milk Value
88	Maintenance Value
99	Fertility Value
GROWTH VALUE	107
CARCASS VALUE	109
PRODUCTION VALUE	107

LOGIX EBV Analysis 2025-08-15

Calf and Mother				Fertility			
Birth Dir.	Birth Mat.	Wean Dir.	Wean Mat.	Scr. Circ.	Heifer Fert.	Cow Fert.	Longev.
98	97	119	89	93	90	103	112
86%	81%	86%	82%	85%	79%	61%	81%

Post-Wean Growth			Frame			Carcass		
Post Wean	ADG	FCR	Mature Weight	Height	Length	EMA	Fat	Mar
118	97	81	114	117	109	81	51	101
84%	82%	77%	81%	85%	83%	82%	83%	82%

Myostatin	
Q204X	Free
NT821	Free
F94L	Free

Birth Weight	205D Weight	365D Weight	540D Weight	ADG Index	FCR Index	Scrotum	LH
31kg	221kg | 95 (16)	-	-	918g/d | 103 (19)	-	300mm (D1)	1.09

SELLER REMARKS:

DRAFT

LOT 63 (M)

TT 230038

Kuddeboek	SP
Geb. dtm	2023-09-13
Oud.	2j
Inteling	5%
DNS	USC057578

Ouerskap	Vaar	Moer
DNS		
Genomies ✔		

- TT 190020 (Spn Mat. 69)
  - GH 140001 (Spn Mat. 58)
    - ASE 060103
    - GH 080001 — Oud. 6j | Gem. SI 101 | Kalwers 3 | Gespeen 3
  - E 160057 — Oud. 9j | OEK 38m | TKP 373d | Kalwers 6 | Gespeen 6 | Spn. Mat. 121 | Gem. SI 105 | Spn. Mat. 121
    - AM 090025
    - E 110023 — Oud. 13j | Gem. SI 106 | Kalwers 11 | Gespeen 8
- TT 190051 — Oud. 5j | OEK 33m | TKP 380d | Kalwers 3 | Gespeen 2 | Spn. Mat. 104 | Gem. SI 95 | KKG - | KKS 57.5
  - HBH 140060 (Spn Mat. 141)
    - H 050089
    - HBH 110067 — Oud. 3j | Gem. SI 114 | Kalwers 1 | Gespeen 1
  - ASE 130015 — Oud. 10j | OEK 36m | TKP 363d | Kalwers 8 | Gespeen 8 | Spn. Mat. 79 | Gem. SI 95 | Spn. Mat. 79
    - AM 090036
    - ASE 090002 — Oud. 15j | Gem. SI 100 | Kalwers 12 | Gespeen 11

Kalwings: 22-08, 23-09, 24-09

S.T.R. MAINSSHEARD
Port Elizabeth, Eastern Cape
0823234286
crosswayfarm@gmail.com
P.O. BOX 8,,THORNHILL, 6375

KOEIWAARDE	94
92	Kalfgemak Waarde
103	Kalfgroei Waarde
94	Melk Waarde
95	Onderhoudswaarde
101	Vrugbaarheidswaarde
GROEI WAARDE	116
KARKAS WAARDE	121
PRODUKSIE WAARDE	96

LOGIX GENETICS GENETIKA — EBV Analise 2025-08-15

Kalf en Moeder				Vrugbaarheid			
Geb. Dir.	Geb. Mat.	Spn. Dir.	Spn. Mat.	Skr. Omtr.	Vers Vrugb.	Koei Vrugb.	Lanklew.
89	119	103	94	121	104	100	110
86%	81%	85%	82%	86%	80%	62%	81%

Na-Speen Groei			Raam			Karkas		
Na-Speen	GDT	VOV	Volw. Gewig	Hoogte	Lengte	OSO	Vet	Mar
103	124	124	105	114	120	109	132	115
84%	83%	78%	81%	85%	83%	83%	84%	83%

Miostatien	
Q204X	Skoon
NT821	Skoon
F94L	Skoon

Geb. Gewig	205D Gewig	365D Gewig	540D Gewig	GDT Indeks	VOV Indeks	Skrotum	LH
31kg	223kg | 96 (16)	-	-	877g/d | 98 (19)	-	322mm (D1)	1.18

VERKOPER OPMERKINGS:

LOT 64 (M)

TT 230039

Kuddeboek	SP
Geb. dtm	2023-09-13
Oud.	2j
Inteling	5%
DNS	USC057579

Ouerskap	Vaar	Moer
DNS		
Genomies ✔		

- TT 190020 (Spn Mat. 69)
  - GH 140001 (Spn Mat. 58)
    - ASE 060103
    - GH 080001 — Oud. 6j | Gem. SI 101 | Kalwers 3 | Gespeen 3
  - E 160057 — Oud. 9j | OEK 38m | TKP 373d | Kalwers 6 | Gespeen 6 | Spn. Mat. 121 | Gem. SI 105 | Spn. Mat. 121
    - AM 090025
    - E 110023 — Oud. 13j | Gem. SI 106 | Kalwers 11 | Gespeen 8
- TT 160058 — Oud. 8j | OEK 34m | TKP 381d | Kalwers 6 | Gespeen 6 | Spn. Mat. 109 | Gem. SI 101 | KKG - | KKS 44.8
  - XY 120023 (Spn Mat. 90)
    - HBH 061018
    - XY 080040 — Oud. 7j | Gem. SI 75 | Kalwers 5 | Gespeen 3
  - ASE 100005 — Oud. 8j | OEK 36m | TKP 386d | Kalwers 6 | Gespeen 5 | Spn. Mat. 111 | Gem. SI 110 | Spn. Mat. 111
    - AVR 060051
    - ASE 070214 — Oud. 3j | Gem. SI 88 | Kalwers 1 | Gespeen 1

Kalwings: 19-08, 20-08, 21-08, 22-09, 23-09, 24-11

S.T.R. MAINSSHEARD
Port Elizabeth, Eastern Cape
0823234286
crosswayfarm@gmail.com
P.O. BOX 8,,THORNHILL, 6375

KOEIWAARDE	101
84	Kalfgemak Waarde
117	Kalfgroei Waarde
94	Melk Waarde
90	Onderhoudswaarde
100	Vrugbaarheidswaarde
GROEI WAARDE	114
KARKAS WAARDE	117
PRODUKSIE WAARDE	102

LOGIX GENETICS GENETIKA — EBV Analise 2025-08-15

Kalf en Moeder				Vrugbaarheid			
Geb. Dir.	Geb. Mat.	Spn. Dir.	Spn. Mat.	Skr. Omtr.	Vers Vrugb.	Koei Vrugb.	Lanklew.
81	117	117	94	136	101	99	107
86%	81%	85%	81%	85%	79%	61%	80%

Na-Speen Groei			Raam			Karkas		
Na-Speen	GDT	VOV	Volw. Gewig	Hoogte	Lengte	OSO	Vet	Mar
120	133	127	111	124	129	89	68	103
84%	82%	77%	80%	84%	82%	82%	83%	82%

Miostatien	
Q204X	Skoon
NT821	Skoon
F94L	Skoon

Geb. Gewig	205D Gewig	365D Gewig	540D Gewig	GDT Indeks	VOV Indeks	Skrotum	LH
38kg	238kg | 100 (16)	-	-	942g/d | 105 (19)	-	341mm (D1)	1.23

VERKOPER OPMERKINGS:

DRAFT

LOT 65 (M)

TT 230041

Herd Book	SP
Birth date	2023-09-13
Age	2y
Inbreeding	5%
DNA	USC057580

Parentage	Sire	Dam
DNA		
Genomic	✔	

- A 200010 — Wean Mat. 116
  - AM 130144 — Wean Mat. 90
    - H 050089
    - AM 060010 — Age 14y | Avg. WI 95 | Calves 11 | Weaned 7
  - ASE 130034 — Age 11y | AFC 35m | ICP 421d | Calves 8 | Weaned 8 | Wean Mat. 131 | Avg. WI 100 | Wean Mat. 131
    - ASE 060105
    - ASE 090033 — Age 4y | Avg. WI 106 | Calves 2 | Weaned 2
- TT 120004 — Age 13y | AFC 32m | ICP 362d | Calves 11 | Weaned 10 | Wean Mat. 115 | Avg. WI 108 | CCB - | CCW 46.4
  - HBH 061018 — Wean Mat. 105
    - CR 010028
    - HBH 020686 — Age 5y | Avg. WI 108 | Calves 3 | Weaned 3
  - XY 040004 — Age 13y | AFC 31m | ICP 412d | Calves 10 | Weaned 8 | Wean Mat. 93 | Avg. WI 103 | Wean Mat. 93
    - H 000036
    - I 980007 — Age 9y | Avg. WI 98 | Calves 6 | Weaned 2

Calvings: 14-10, 15-09, 16-09, 17-10, 18-11, 19-10, 20-10, 21-08, 22-09, 23-09, 24-09

S.T.R. MAINSSHEARD
Port Elizabeth, Eastern Cape
0823234286
crosswayfarm@gmail.com
P.O. BOX 8,,THORNHILL, 6375

COW VALUE	111
112	Calving Ease Value
90	Calf Growth Value
111	Milk Value
110	Maintenance Value
110	Fertility Value
GROWTH VALUE	62
CARCASS VALUE	82
PRODUCTION VALUE	102

LOGIX GENETICS | GENETIKA — EBV Analysis 2025-08-15

Calf and Mother				Fertility			
Birth Dir.	Birth Mat.	Wean Dir.	Wean Mat.	Scr. Circ.	Heifer Fert.	Cow Fert.	Longev.
108	120	90	111	97	101	112	109
86%	80%	84%	81%	84%	78%	62%	80%

Post-Wean Growth			Frame			Carcass		
Post Wean	ADG	FCR	Mature Weight	Height	Length	EMA	Fat	Mar
76	70	67	88	57	72	73	91	99
82%	81%	76%	80%	83%	81%	80%	82%	80%

Myostatin	
Q204X	Free
NT821	Free
F94L	Free

Birth Weight	205D Weight	365D Weight	540D Weight	ADG Index	FCR Index	Scrotum	LH
30kg	235kg | 102 (16)	-	-	731g/d | 82 (19)	-	337mm (D1)	1.16

SELLER REMARKS:

LOT 66 (M)

TT 230047

Herd Book	SP
Birth date	2023-09-15
Age	2y
Inbreeding	6%
DNA	USC057581

Parentage	Sire	Dam
DNA		
Genomic	✔	

- TT 190020 — Wean Mat. 69
  - GH 140001 — Wean Mat. 58
    - ASE 060103
    - GH 080001 — Age 6y | Avg. WI 101 | Calves 3 | Weaned 3
  - E 160057 — Age 9y | AFC 38m | ICP 373d | Calves 6 | Weaned 6 | Wean Mat. 121 | Avg. WI 105 | Wean Mat. 121
    - AM 090025
    - E 110023 — Age 13y | Avg. WI 106 | Calves 11 | Weaned 8
- GH 170057 — Age 7y | AFC 34m | ICP 371d | Calves 5 | Weaned 5 | Wean Mat. 80 | Avg. WI 98 | CCB - | CCW 50.4
  - XY 120065 — Wean Mat. 54
    - V 070123
    - XY 090008 — Age 16y | Avg. WI 98 | Calves 13 | Weaned 12
  - GH 130045 — Age 5y | AFC 36m | ICP 400d | Calves 3 | Weaned 3 | Wean Mat. 106 | Avg. WI 107 | Wean Mat. 106
    - HBH 090203
    - GH 100165 — Age 11y | Avg. WI 108 | Calves 7 | Weaned 6

Calvings: 20-08, 21-08, 22-09, 23-09, 24-09

S.T.R. MAINSSHEARD
Port Elizabeth, Eastern Cape
0823234286
crosswayfarm@gmail.com
P.O. BOX 8,,THORNHILL, 6375

COW VALUE	81
112	Calving Ease Value
95	Calf Growth Value
74	Milk Value
112	Maintenance Value
82	Fertility Value
GROWTH VALUE	98
CARCASS VALUE	91
PRODUCTION VALUE	81

LOGIX GENETICS | GENETIKA — EBV Analysis 2025-08-15

Calf and Mother				Fertility			
Birth Dir.	Birth Mat.	Wean Dir.	Wean Mat.	Scr. Circ.	Heifer Fert.	Cow Fert.	Longev.
109	129	95	74	128	91	81	106
86%	81%	83%	82%	85%	80%	62%	81%

Post-Wean Growth			Frame			Carcass		
Post Wean	ADG	FCR	Mature Weight	Height	Length	EMA	Fat	Mar
86	110	112	88	93	98	133	132	94
84%	82%	77%	81%	84%	83%	82%	84%	82%

Myostatin	
Q204X	Free
NT821	Free
F94L	Free

Birth Weight	205D Weight	365D Weight	540D Weight	ADG Index	FCR Index	Scrotum	LH
29kg	190kg | 100 (1)	-	-	836g/d | 94 (19)	-	330mm (D1)	1.17

SELLER REMARKS:

DRAFT

LOT 67 (M)

TT 230068

Kuddeboek	SP
Geb. dtm	2023-10-05
Oud.	1j 11m
Inteling	6%
DNS	USC057582

Ouerskap	Vaar	Moer
DNS		
Genomies ✔		

- G 170072 (Spn Mat. 87)
  - R 110003 (Spn Mat. 102)
    - R 960039
    - R 050015 — Oud. 15j | Gem. SI 103 | Kalwers 13 | Gespeen 12
  - G 140072 — Oud. 11j | OEK 36m | TKP 430d | Kalwers 7 | Gespeen 7 | Spn. Mat. 101 | Gem. SI 110 | Spn. Mat. 101
    - CR 070037
    - SW 100011 — Oud. 13j | Gem. SI 104 | Kalwers 10 | Gespeen 9
- TT 180027 — Oud. 6j | OEK 35m | TKP 375d | Kalwers 4 | Gespeen 3 | Spn. Mat. 139 | Gem. SI 114 | KKG - | KKS 45.7 | Kalwings: 21-08, 22-10, 23-10, 24-09
  - HBH 140060 (Spn Mat. 141)
    - H 050089
    - HBH 110067 — Oud. 3j | Gem. SI 114 | Kalwers 1 | Gespeen 1
  - TT 150056 — Oud. 4j | OEK 36m | TKP 409d | Kalwers 2 | Gespeen 2 | Spn. Mat. 104 | Gem. SI 110 | Spn. Mat. 104
    - AM 100079
    - XY 060046 — Oud. 10j | Gem. SI 99 | Kalwers 8 | Gespeen 8

S.T.R. MAINSSHEARD
Port Elizabeth, Eastern Cape
0823234286
crosswayfarm@gmail.com
P.O. BOX 8,,THORNHILL, 6375

KOEIWAARDE	118
101	Kalfgemak Waarde
121	Kalfgroei Waarde
111	Melk Waarde
79	Onderhoudswaarde
90	Vrugbaarheidswaarde
GROEI WAARDE	104
KARKAS WAARDE	119
PRODUKSIE WAARDE	116

LOGIX EBV Analise 2025-08-15

Kalf en Moeder				Vrugbaarheid			
Geb. Dir.	Geb. Mat.	Spn. Dir.	Spn. Mat.	Skr. Omtr.	Vers Vrugb.	Koei Vrugb.	Lanklew.
104	82	121	111	122	82	95	107
86%	81%	85%	82%	85%	79%	62%	82%

Na-Speen Groei			Raam			Karkas		
Na-Speen	GDT	VOV	Volw. Gewig	Hoogte	Lengte	OSO	Vet	Mar
121	103	93	123	104	114	103	52	107
84%	82%	78%	82%	85%	83%	82%	83%	82%

Miostatien	
Q204X	Skoon
NT821	Skoon
F94L	Skoon

Geb. Gewig	205D Gewig	365D Gewig	540D Gewig	GDT Indeks	VOV Indeks	Skrotum	LH
31kg	254kg | 111 (16)	-	-	895g/d | 100 (19)	-	314mm (D1)	1.19

VERKOPER OPMERKINGS:

LOT 68 (M)

TT 230070

Kuddeboek	SP
Geb. dtm	2023-10-05
Oud.	1j 11m
Inteling	6%
DNS	USC057583

Ouerskap	Vaar	Moer
DNS		
Genomies ✔		

- G 170072 (Spn Mat. 87)
  - R 110003 (Spn Mat. 102)
    - R 960039
    - R 050015 — Oud. 15j | Gem. SI 103 | Kalwers 13 | Gespeen 12
  - G 140072 — Oud. 11j | OEK 36m | TKP 430d | Kalwers 7 | Gespeen 7 | Spn. Mat. 101 | Gem. SI 110 | Spn. Mat. 101
    - CR 070037
    - SW 100011 — Oud. 13j | Gem. SI 104 | Kalwers 10 | Gespeen 9
- TT 180054 — Oud. 6j | OEK 32m | TKP 384d | Kalwers 4 | Gespeen 4 | Spn. Mat. 128 | Gem. SI 107 | KKG - | KKS 44.5 | Kalwings: 21-08, 22-09, 23-10, 24-10
  - HBH 140060 (Spn Mat. 141)
    - H 050089
    - HBH 110067 — Oud. 3j | Gem. SI 114 | Kalwers 1 | Gespeen 1
  - TT 120018 — Oud. 12j | OEK 35m | TKP 381d | Kalwers 10 | Gespeen 7 | Spn. Mat. 93 | Gem. SI 98 | Spn. Mat. 93
    - XY 090035
    - ASE 080045 — Oud. 8j | Gem. SI 105 | Kalwers 5 | Gespeen 3

S.T.R. MAINSSHEARD
Port Elizabeth, Eastern Cape
0823234286
crosswayfarm@gmail.com
P.O. BOX 8,,THORNHILL, 6375

KOEIWAARDE	127
92	Kalfgemak Waarde
129	Kalfgroei Waarde
120	Melk Waarde
77	Onderhoudswaarde
94	Vrugbaarheidswaarde
GROEI WAARDE	108
KARKAS WAARDE	138
PRODUKSIE WAARDE	125

LOGIX EBV Analise 2025-08-15

Kalf en Moeder				Vrugbaarheid			
Geb. Dir.	Geb. Mat.	Spn. Dir.	Spn. Mat.	Skr. Omtr.	Vers Vrugb.	Koei Vrugb.	Lanklew.
95	90	129	120	145	90	96	107
86%	81%	85%	82%	85%	79%	61%	81%

Na-Speen Groei			Raam			Karkas		
Na-Speen	GDT	VOV	Volw. Gewig	Hoogte	Lengte	OSO	Vet	Mar
130	123	117	126	129	132	114	124	134
84%	82%	77%	81%	85%	83%	82%	83%	82%

Miostatien	
Q204X	Skoon
NT821	Skoon
F94L	Skoon

Geb. Gewig	205D Gewig	365D Gewig	540D Gewig	GDT Indeks	VOV Indeks	Skrotum	LH
34kg	246kg | 106 (16)	-	-	825g/d | 92 (19)	-	344mm (D1)	1.16

VERKOPER OPMERKINGS:

DRAFT

LOT 69 (M)

TT 230071

Herd Book	SP
Birth date	2023-10-07
Age	1y 11m
Inbreeding	8%
DNA	USC057584

Parentage	Sire	Dam
DNA		
Genomic	✔	

- **G 170072** Wean Mat. 87
  - **R 110003** Wean Mat. 102
    - **R 960039**
    - **R 050015** Age 15y | Avg. WI 103 Calves 13 | Weaned 12
  - **G 140072** Age 11y | AFC 36m | ICP 430d Calves 7 | Weaned 7 | Wean Mat. 101 Avg. WI 110 | Wean Mat. 101
    - **CR 070037**
    - **SW 100011** Age 13y | Avg. WI 104 Calves 10 | Weaned 9
- **TT 170035** Age 6y | AFC 34m | ICP 387d Calves 4 | Weaned 3 | Wean Mat. 101 Avg. WI 106 | CCB - | CCW 48.7 Calvings: 20-08, 21-09, 22-09, 23-10
  - **HBH 140060** Wean Mat. 141
    - **H 050089**
    - **HBH 110067** Age 3y | Avg. WI 114 Calves 1 | Weaned 1
  - **CR 070110** Age 14y | AFC 47m | ICP 387d Calves 10 | Weaned 11 | Wean Mat. 65 Avg. WI 98 | Wean Mat. 65
    - **CR 030052**
    - **CR 040083** Age 4y | Avg. WI 116 Calves 1 | Weaned 1

S.T.R. MAINSSHEARD
Port Elizabeth, Eastern Cape
0823234286
crosswayfarm@gmail.com
P.O. BOX 8,,THORNHILL, 6375

COW VALUE	107
90	Calving Ease Value
122	Calf Growth Value
91	Milk Value
85	Maintenance Value
99	Fertility Value
GROWTH VALUE	111
CARCASS VALUE	128
PRODUCTION VALUE	108

LOGIX EBV Analysis 2025-08-15

Calf and Mother				Fertility			
Birth Dir.	Birth Mat.	Wean Dir.	Wean Mat.	Scr. Circ.	Heifer Fert.	Cow Fert.	Longev.
94	85	122	91	129	93	102	103
86%	80%	85%	81%	85%	79%	61%	81%

Post-Wean Growth			Frame			Carcass		
Post Wean	ADG	FCR	Mature Weight	Height	Length	EMA	Fat	Mar
124	100	85	117	89	98	114	132	130
84%	82%	77%	81%	84%	82%	81%	83%	81%

Birth Weight	205D Weight	365D Weight	540D Weight	ADG Index	FCR Index	Scrotum	LH
35kg	233kg | *99 (16)*	-	-	994g/d | *111 (19)*	-	336mm *(D1)*	1.18

Myostatin	
Q204X	Free
NT821	Free
F94L	Free

SELLER REMARKS:

LOT 70 (M)

TT 230084

Herd Book	SP
Birth date	2023-10-29
Age	1y 11m
Inbreeding	6%
DNA	USC057585

Parentage	Sire	Dam
DNA		
Genomic	✔	

- **HBH 140060** Wean Mat. 141
  - **H 050089** Wean Mat. 96
    - **H 990022**
    - **H 980036** Age 13y | Avg. WI 120 Calves 10 | Weaned 7
  - **HBH 110067** Age 3y | AFC 35m | ICP - Calves 1 | Weaned 1 | Wean Mat. 141 Avg. WI 114 | Wean Mat. 141
    - **HBH 070026**
    - **HBH 080093** Age 14y | Avg. WI 106 Calves 12 | Weaned 10
- **TT 180044** Age 6y | AFC 34m | ICP 389d Calves 4 | Weaned 3 | Wean Mat. 70 Avg. WI 96 | CCB - | CCW 40 Calvings: 21-09, 22-08, 23-10, 24-11
  - **AM 100079** Wean Mat. 97
    - **W 060015**
    - **AM 060028** Age 8y | Avg. WI 107 Calves 6 | Weaned 5
  - **XY 060040** Age 15y | AFC 25m | ICP 361d Calves 14 | Weaned 13 | Wean Mat. 59 Avg. WI 93 | Wean Mat. 59
    - **SW 990015**
    - **JM 000060** Age 8y | Avg. WI 99 Calves 4 | Weaned 3

S.T.R. MAINSSHEARD
Port Elizabeth, Eastern Cape
0823234286
crosswayfarm@gmail.com
P.O. BOX 8,,THORNHILL, 6375

COW VALUE	100
99	Calving Ease Value
102	Calf Growth Value
102	Milk Value
88	Maintenance Value
101	Fertility Value
GROWTH VALUE	94
CARCASS VALUE	96
PRODUCTION VALUE	97

LOGIX EBV Analysis 2025-08-15

Calf and Mother				Fertility			
Birth Dir.	Birth Mat.	Wean Dir.	Wean Mat.	Scr. Circ.	Heifer Fert.	Cow Fert.	Longev.
98	106	102	102	120	95	103	97
86%	81%	83%	82%	85%	79%	63%	81%

Post-Wean Growth			Frame			Carcass		
Post Wean	ADG	FCR	Mature Weight	Height	Length	EMA	Fat	Mar
101	105	125	113	99	104	121	142	111
84%	82%	78%	82%	84%	82%	82%	84%	82%

Birth Weight	205D Weight	365D Weight	540D Weight	ADG Index	FCR Index	Scrotum	LH
31kg	207kg | *100 (1)*	-	-	901g/d | *101 (19)*	-	322mm *(D1)*	1.22

Myostatin	
Q204X	Free
NT821	Free
F94L	Free

SELLER REMARKS:

DRAFT

LOT 71 (M)

TT 230087

Kuddeboek	SP
Geb. dtm	2023-11-02
Oud.	1j 10m
Inteling	6%
DNS	USC057586

Ouerskap	Vaar	Moer
DNS		
Genomies ✔		

- A 200010 (Spn Mat. 116)
  - AM 130144 (Spn Mat. 90)
    - H 050089
    - AM 060010 — Oud. 14j | Gem. SI 95 | Kalwers 11 | Gespeen 7
  - ASE 130034 — Oud. 11j | OEK 35m | TKP 421d | Kalwers 8 | Gespeen 8 | Spn. Mat. 131 | Gem. SI 100 | Spn. Mat. 131
    - ASE 060105
    - ASE 090033 — Oud. 4j | Gem. SI 106 | Kalwers 2 | Gespeen 2
- TT 180057 — Oud. 6j | OEK 32m | TKP 386d | Kalwers 4 | Gespeen 4 | Spn. Mat. 104 | Gem. SI 98 | KKG - | KKS 45.4 | Kalwings: 21-08, 22-11, 23-11, 24-10
  - TT 120B03 (Spn Mat. 128)
    - XY 090051
    - XY 090084 — Oud. 7j | Gem. SI 99 | Kalwers 5 | Gespeen 4
  - TT 150009 — Oud. 6j | OEK 30m | TKP 380d | Kalwers 4 | Gespeen 4 | Spn. Mat. 102 | Gem. SI 103 | Spn. Mat. 102
    - AM 100079
    - ADM 060008 — Oud. 10j | Gem. SI 101 | Kalwers 8 | Gespeen 7

S.T.R. MAINSSHEARD
Port Elizabeth, Eastern Cape
0823234286
crosswayfarm@gmail.com
P.O. BOX 8,,THORNHILL, 6375

KOEIWAARDE	80
92	Kalfgemak Waarde
86	Kalfgroei Waarde
110	Melk Waarde
107	Onderhoudswaarde
83	Vrugbaarheidswaarde
GROEI WAARDE	86
KARKAS WAARDE	94
PRODUKSIE WAARDE	77

LOGIX GENETICS GENETICA — EBV Analise 2025-08-15

Kalf en Moeder				Vrugbaarheid			
Geb. Dir.	Geb. Mat.	Spn. Dir.	Spn. Mat.	Skr. Omtr.	Vers Vrugb.	Koei Vrugb.	Lanklew.
92	102	86	110	81	84	85	95
85%	79%	84%	79%	83%	77%	60%	79%

Na-Speen Groei			Raam			Karkas		
Na-Speen	GDT	VOV	Volw. Gewig	Hoogte	Lengte	OSO	Vet	Mar
80	88	86	90	82	87	81	121	99
81%	80%	76%	79%	83%	80%	80%	82%	80%

Geb. Gewig	205D Gewig	365D Gewig	540D Gewig	GDT Indeks	VOV Indeks	Skrotum	LH
36kg	221kg | 92 (16)	-	-	883g/d | 99 (19)	-	295mm (D1)	1.21

Miostatien	
Q204X	Skoon
NT821	Skoon
F94L	Skoon

VERKOPER OPMERKINGS:

LOT 72 (M)

TT 230090

Kuddeboek	SP
Geb. dtm	2023-11-04
Oud.	1j 10m
Inteling	5%
DNS	USC057587

Ouerskap	Vaar	Moer
DNS		
Genomies ✔		

- G 170072 (Spn Mat. 87)
  - R 110003 (Spn Mat. 102)
    - R 960039
    - R 050015 — Oud. 15j | Gem. SI 103 | Kalwers 13 | Gespeen 12
  - G 140072 — Oud. 11j | OEK 36m | TKP 430d | Kalwers 7 | Gespeen 7 | Spn. Mat. 101 | Gem. SI 110 | Spn. Mat. 101
    - CR 070037
    - SW 100011 — Oud. 13j | Gem. SI 104 | Kalwers 10 | Gespeen 9
- TT 190021 — Oud. 4j | OEK 36m | TKP 424d | Kalwers 2 | Gespeen 2 | Spn. Mat. 81 | Gem. SI 102 | KKG - | KKS 58.5 | Kalwings: 22-09, 23-11
  - GH 140001 (Spn Mat. 58)
    - ASE 060103
    - GH 080001 — Oud. 6j | Gem. SI 101 | Kalwers 3 | Gespeen 3
  - TT 160044 — Oud. 7j | OEK 35m | TKP 404d | Kalwers 4 | Gespeen 4 | Spn. Mat. 99 | Gem. SI 105 | Spn. Mat. 99
    - XY 120023
    - XY 100038 — Oud. 7j | Gem. SI 90 | Kalwers 5 | Gespeen 5

S.T.R. MAINSSHEARD
Port Elizabeth, Eastern Cape
0823234286
crosswayfarm@gmail.com
P.O. BOX 8,,THORNHILL, 6375

KOEIWAARDE	94
108	Kalfgemak Waarde
110	Kalfgroei Waarde
79	Melk Waarde
99	Onderhoudswaarde
83	Vrugbaarheidswaarde
GROEI WAARDE	94
KARKAS WAARDE	113
PRODUKSIE WAARDE	92

LOGIX GENETICS GENETICA — EBV Analise 2025-08-15

Kalf en Moeder				Vrugbaarheid			
Geb. Dir.	Geb. Mat.	Spn. Dir.	Spn. Mat.	Skr. Omtr.	Vers Vrugb.	Koei Vrugb.	Lanklew.
111	83	110	79	118	84	85	108
86%	81%	85%	82%	85%	79%	61%	82%

Na-Speen Groei			Raam			Karkas		
Na-Speen	GDT	VOV	Volw. Gewig	Hoogte	Lengte	OSO	Vet	Mar
102	93	87	101	104	95	110	150	122
84%	83%	78%	82%	85%	83%	82%	84%	82%

Geb. Gewig	205D Gewig	365D Gewig	540D Gewig	GDT Indeks	VOV Indeks	Skrotum	LH
30kg	235kg | 102 (16)	-	-	871g/d | 98 (19)	-	306mm (D1)	1.17

Miostatien	
Q204X	Skoon
NT821	Skoon
F94L	Skoon

VERKOPER OPMERKINGS:

DRAFT

LOT 73 (M)

TT 230091

Herd Book	PEN
Birth date	2023-11-04
Age	1y 10m
Inbreeding	6%
DNA	USC057588

Parentage Sire Dam
DNA
Genomic

- **A 200010** — Wean Mat. 116
  - **AM 130144** — Wean Mat. 90
    - **H 050089**
    - **AM 060010** — Age 14y | Avg. WI 95 | Calves 11 | Weaned 7
  - **ASE 130034** — Age 11y | AFC 35m | ICP 421d | Calves 8 | Weaned 8 | Wean Mat. 131 | Avg. WI 100 | Wean Mat. 131
    - **ASE 060105**
    - **ASE 090033** — Age 4y | Avg. WI 106 | Calves 2 | Weaned 2
- **TT 180062** — Age 6y | AFC 33m | ICP 378d | Calves 4 | Weaned 4 | Wean Mat. 114 | Avg. WI 113 | CCB - | CCW 46.9 | Calvings: 21-09, 22-11, 23-11, 24-10
  - **AM 100079** — Wean Mat. 97
    - **W 060015**
    - **AM 060028** — Age 8y | Avg. WI 107 | Calves 6 | Weaned 5
  - **CR 070102** — Age 14y | AFC 37m | ICP 376d | Calves 11 | Weaned 10 | Wean Mat. 92 | Avg. WI 102 | Wean Mat. 92
    - **HBH 040825**
    - **CR 040013** — Age 11y | Avg. WI 94 | Calves 7 | Weaned 4

S.T.R. MAINSSHEARD
Port Elizabeth, Eastern Cape
0823234286
crosswayfarm@gmail.com
P.O. BOX 8,,THORNHILL, 6375

COW VALUE	124
100	Calving Ease Value
110	Calf Growth Value
125	Milk Value
93	Maintenance Value
101	Fertility Value
GROWTH VALUE	87
CARCASS VALUE	110
PRODUCTION VALUE	118

LOGIX GENETICS | GENETRIX — EBV Analysis 2025-08-15

Calf and Mother				Fertility			
Birth Dir.	Birth Mat.	Wean Dir.	Wean Mat.	Scr. Circ.	Heifer Fert.	Cow Fert.	Longev.
98	109	110	125	79	101	101	119
81%	72%	79%	73%	79%	69%	54%	72%

Post-Wean Growth			Frame			Carcass		
Post Wean	ADG	FCR	Mature Weight	Height	Length	EMA	Fat	Mar
109	87	76	104	94	108	114	84	92
76%	74%	67%	72%	78%	75%	74%	77%	74%

Myostatin	
Q204X	Free
NT821	Free
F94L	Free

Birth Weight	205D Weight	365D Weight	540D Weight	ADG Index	FCR Index	Scrotum	LH
32kg	246kg | *107 (16)*	-	-	825g/d | *92 (19)*	-	272mm *(D1)*	1.22

SELLER REMARKS:

LOT 74 (M)

TT 240014

Herd Book	SP
Birth date	2024-09-09
Age	1y
Inbreeding	5%

Parentage Sire Dam
DNA
Genomic

- **G 170072** — Wean Mat. 87
  - **R 110003** — Wean Mat. 102
    - **R 960039**
    - **R 050015** — Age 15y | Avg. WI 103 | Calves 13 | Weaned 12
  - **G 140072** — Age 11y | AFC 36m | ICP 430d | Calves 7 | Weaned 7 | Wean Mat. 101 | Avg. WI 110 | Wean Mat. 101
    - **CR 070037**
    - **SW 100011** — Age 13y | Avg. WI 104 | Calves 10 | Weaned 9
- **TT 220024** — Age 3y | AFC 24m | ICP - | Calves 1 | Weaned 1 | Wean Mat. 86 | Avg. WI 110 | CCB - | CCW 60.5 | Calvings: 24-09
  - **TT 190020** — Wean Mat. 69
    - **GH 140001**
    - **E 160057** — Age 9y | Avg. WI 105 | Calves 6 | Weaned 6
  - **TT 160065** — Age 8y | AFC 35m | ICP 371d | Calves 6 | Weaned 6 | Wean Mat. 87 | Avg. WI 101 | Wean Mat. 87
    - **XY 120035**
    - **XY 100030** — Age 12y | Avg. WI 100 | Calves 9 | Weaned 7

S.T.R. MAINSSHEARD
Port Elizabeth, Eastern Cape
0823234286
crosswayfarm@gmail.com
P.O. BOX 8,,THORNHILL, 6375

COW VALUE	114
118	Calving Ease Value
116	Calf Growth Value
83	Milk Value
94	Maintenance Value
95	Fertility Value
GROWTH VALUE	96
CARCASS VALUE	109
PRODUCTION VALUE	111

LOGIX GENETICS | GENETRIX — EBV Analysis 2025-08-15

Calf and Mother				Fertility			
Birth Dir.	Birth Mat.	Wean Dir.	Wean Mat.	Scr. Circ.	Heifer Fert.	Cow Fert.	Longev.
115	110	116	83	123	93	96	110
73%	45%	69%	50%	51%	36%	14%	46%

Post-Wean Growth			Frame			Carcass		
Post Wean	ADG	FCR	Mature Weight	Height	Length	EMA	Fat	Mar
106	99	88	106	96	102	102	84	106
58%	46%	5%	44%	50%	47%	40%	44%	40%

Myostatin	
Q204X	Not Tested
NT821	Not Tested
F94L	Not Tested

Birth Weight	205D Weight	365D Weight	540D Weight	ADG Index	FCR Index	Scrotum	LH
25kg	234kg | *110 (6)*	-	-	-	-	-	-

SELLER REMARKS:

DRAFT

LOT 75 (M)

TT 240021

Kuddeboek	SP
Geb. dtm	2024-09-12
Oud.	1j
Inteling	6%

Ouderskap Vaar Moer
DNS
Genomies

- **G 170072** Spn Mat. 87
  - **R 110003** Spn Mat. 102
    - **R 960039**
    - **R 050015** Oud. 15j | Gem. SI 103 Kalwers 13 | Gespeen 12
  - **G 140072** Oud. 11j | OEK 36m | TKP 430d Kalwers 7 | Gespeen 7 | Spn. Mat. 101 Gem. SI 110 | Spn. Mat. 101
    - **CR 070037**
    - **SW 100011** Oud. 13j | Gem. SI 104 Kalwers 10 | Gespeen 9
- **TT 210029** Oud. 4j | OEK 24m | TKP 364d Kalwers 2 | Gespeen 1 | Spn. Mat. 110 Gem. SI 116 | KKG - | KKS 54.3 Kalwings: 23-09, 24-09
  - **GH 140006** Spn Mat. 99
    - **XY 100005**
    - **GH 110022** Oud. 5j | Gem. SI 89 Kalwers 3 | Gespeen 3
  - **TT 170055** Oud. 7j | OEK 33m | TKP 380d Kalwers 5 | Gespeen 5 | Spn. Mat. 101 Gem. SI 96 | Spn. Mat. 101
    - **HBH 140060**
    - **TT 120018** Oud. 12j | Gem. SI 98 Kalwers 10 | Gespeen 7

S.T.R. MAINSSHEARD
Port Elizabeth, Eastern Cape
0823234286
crosswayfarm@gmail.com
P.O. BOX 8,,THORNHILL, 6375

KOEIWAARDE	113
91	Kalfgemak Waarde
127	Kalfgroei Waarde
96	Melk Waarde
75	Onderhoudswaarde
100	Vrugbaarheidswaarde
GROEI WAARDE	106
KARKAS WAARDE	120
PRODUKSIE WAARDE	112

LOGIX EBV Analise 2025-08-15

Kalf en Moeder				Vrugbaarheid			
Geb. Dir.	Geb. Mat.	Spn. Dir.	Spn. Mat.	Skr. Omtr.	Vers Vrugb.	Koei Vrugb.	Lanklew.
94	87	127	96	121	92	103	108
72%	45%	69%	50%	50%	36%	16%	47%

Na-Speen Groei			Raam			Karkas		
Na-Speen	GDT	VOV	Volw. Gewig	Hoogte	Lengte	OSO	Vet	Mar
126	110	95	131	111	115	107	86	94
58%	45%	8%	51%	49%	45%	38%	42%	38%

Geb. Gewig	205D Gewig	365D Gewig	540D Gewig	GDT Indeks	VOV Indeks	Skrotum	LH
32kg	256kg | 116 (34)	-	-	-	-	-	-

Miostatien	
Q204X	Nie Getoets
NT821	Nie Getoets
F94L	Nie Getoets

VERKOPER OPMERKINGS:

LOT 76 (M)

TT 240024

Kuddeboek	SP
Geb. dtm	2024-09-13
Oud.	1j
Inteling	5%

Ouderskap Vaar Moer
DNS
Genomies

- **A 200010** Spn Mat. 116
  - **AM 130144** Spn Mat. 90
    - **H 050089**
    - **AM 060010** Oud. 14j | Gem. SI 95 Kalwers 11 | Gespeen 7
  - **ASE 130034** Oud. 11j | OEK 35m | TKP 421d Kalwers 8 | Gespeen 8 | Spn. Mat. 131 Gem. SI 100 | Spn. Mat. 131
    - **ASE 060105**
    - **ASE 090033** Oud. 4j | Gem. SI 106 Kalwers 2 | Gespeen 2
- **TT 220071** Oud. 2j | OEK 23m | TKP - Kalwers 1 | Gespeen 1 | Spn. Mat. 77 Gem. SI 101 | KKG - | KKS 53.9 Kalwings: 24-09
  - **TT 190020** Spn Mat. 69
    - **GH 140001**
    - **E 160057** Oud. 9j | Gem. SI 105 Kalwers 6 | Gespeen 6
  - **ASE 130015** Oud. 10j | OEK 36m | TKP 363d Kalwers 8 | Gespeen 8 | Spn. Mat. 79 Gem. SI 95 | Spn. Mat. 79
    - **AM 090036**
    - **ASE 090002** Oud. 15j | Gem. SI 100 Kalwers 12 | Gespeen 11

S.T.R. MAINSSHEARD
Port Elizabeth, Eastern Cape
0823234286
crosswayfarm@gmail.com
P.O. BOX 8,,THORNHILL, 6375

KOEIWAARDE	99
109	Kalfgemak Waarde
94	Kalfgroei Waarde
95	Melk Waarde
102	Onderhoudswaarde
104	Vrugbaarheidswaarde
GROEI WAARDE	89
KARKAS WAARDE	101
PRODUKSIE WAARDE	95

LOGIX EBV Analise 2025-08-15

Kalf en Moeder				Vrugbaarheid			
Geb. Dir.	Geb. Mat.	Spn. Dir.	Spn. Mat.	Skr. Omtr.	Vers Vrugb.	Koei Vrugb.	Lanklew.
105	122	94	95	94	102	105	105
71%	40%	67%	45%	43%	31%	16%	41%

Na-Speen Groei			Raam			Karkas		
Na-Speen	GDT	VOV	Volw. Gewig	Hoogte	Lengte	OSO	Vet	Mar
89	88	86	96	80	89	89	97	108
50%	37%	5%	37%	42%	38%	36%	40%	36%

Geb. Gewig	205D Gewig	365D Gewig	540D Gewig	GDT Indeks	VOV Indeks	Skrotum	LH
25kg	217kg | 101 (6)	-	-	-	-	-	-

Miostatien	
Q204X	Nie Getoets
NT821	Nie Getoets
F94L	Nie Getoets

VERKOPER OPMERKINGS:

DRAFT

LOT 77 (M)

TT 240026

Herd Book	SP
Birth date	2024-09-14
Age	1y
Inbreeding	6%

Parentage	Sire	Dam
DNA		
Genomic		

- TT 190020 (Wean Mat. 69)
  - GH 140001 (Wean Mat. 58)
    - ASE 060103
    - GH 080001 — Age 6y | Avg. WI 101 | Calves 3 | Weaned 3
  - E 160057 — Age 9y | AFC 38m | ICP 373d | Calves 6 | Weaned 6 | Wean Mat. 121 | Avg. WI 105 | Wean Mat. 121
    - AM 090025
    - E 110023 — Age 13y | Avg. WI 106 | Calves 11 | Weaned 8
- TT 210016 — Age 4y | AFC 24m | ICP 382d | Calves 2 | Weaned 2 | Wean Mat. 91 | Avg. WI 98 | CCB - | CCW 49 | Calvings: 23-08, 24-09
  - TT 140032 (Wean Mat. 83)
    - AM 100079
    - XY 100030 — Age 12y | Avg. WI 100 | Calves 9 | Weaned 7
  - TT 160058 — Age 8y | AFC 34m | ICP 381d | Calves 6 | Weaned 6 | Wean Mat. 109 | Avg. WI 101 | Wean Mat. 109
    - XY 120023
    - ASE 100005 — Age 8y | Avg. WI 110 | Calves 6 | Weaned 5

S.T.R. MAINSSHEARD
Port Elizabeth, Eastern Cape
0823234286
crosswayfarm@gmail.com
P.O. BOX 8,,THORNHILL, 6375

COW VALUE	91
90	Calving Ease Value
113	Calf Growth Value
79	Milk Value
94	Maintenance Value
96	Fertility Value
GROWTH VALUE	107
CARCASS VALUE	112
PRODUCTION VALUE	92

LOGIX EBV Analysis 2025-08-15

Calf and Mother				Fertility			
Birth Dir.	Birth Mat.	Wean Dir.	Wean Mat.	Scr. Circ.	Heifer Fert.	Cow Fert.	Longev.
88	125	113	79	132	97	96	100
73%	46%	69%	52%	50%	38%	14%	43%

Post-Wean Growth			Frame			Carcass		
Post Wean	ADG	FCR	Mature Weight	Height	Length	EMA	Fat	Mar
108	116	112	107	108	114	113	89	104
58%	46%	7%	45%	49%	46%	45%	48%	45%

Myostatin	
Q204X	Not Tested
NT821	Not Tested
F94L	Not Tested

Birth Weight	205D Weight	365D Weight	540D Weight	ADG Index	FCR Index	Scrotum	LH
30kg	228kg | 103 (34)	-	-	-	-	-	-

SELLER REMARKS:

LOT 78 (M)

TT 240027

Herd Book	SP
Birth date	2024-09-18
Age	y 12m
Inbreeding	5%

Parentage	Sire	Dam
DNA		
Genomic		

- TT 190020 (Wean Mat. 69)
  - GH 140001 (Wean Mat. 58)
    - ASE 060103
    - GH 080001 — Age 6y | Avg. WI 101 | Calves 3 | Weaned 3
  - E 160057 — Age 9y | AFC 38m | ICP 373d | Calves 6 | Weaned 6 | Wean Mat. 121 | Avg. WI 105 | Wean Mat. 121
    - AM 090025
    - E 110023 — Age 13y | Avg. WI 106 | Calves 11 | Weaned 8
- GH 200060 — Age 4y | AFC 34m | ICP 387d | Calves 2 | Weaned 2 | Wean Mat. 96 | Avg. WI 103 | CCB - | CCW 47.4 | Calvings: 23-08, 24-09
  - ADM 160011 (Wean Mat. 93)
    - XY 100005
    - GH 130040 — Age 5y | Avg. WI 93 | Calves 1 | Weaned 1
  - GH 150027 — Age 9y | AFC 36m | ICP 365d | Calves 7 | Weaned 6 | Wean Mat. 84 | Avg. WI 97 | Wean Mat. 84
    - W 070014
    - GH 110029 — Age 6y | Avg. WI 97 | Calves 4 | Weaned 2

S.T.R. MAINSSHEARD
Port Elizabeth, Eastern Cape
0823234286
crosswayfarm@gmail.com
P.O. BOX 8,,THORNHILL, 6375

COW VALUE	86
85	Calving Ease Value
106	Calf Growth Value
82	Milk Value
95	Maintenance Value
104	Fertility Value
GROWTH VALUE	109
CARCASS VALUE	107
PRODUCTION VALUE	88

LOGIX EBV Analysis 2025-08-15

Calf and Mother				Fertility			
Birth Dir.	Birth Mat.	Wean Dir.	Wean Mat.	Scr. Circ.	Heifer Fert.	Cow Fert.	Longev.
82	119	106	82	122	103	103	102
74%	47%	71%	52%	48%	37%	14%	43%

Post-Wean Growth			Frame			Carcass		
Post Wean	ADG	FCR	Mature Weight	Height	Length	EMA	Fat	Mar
103	114	-	105	105	107	109	94	96
59%	44%		47%	47%	44%	43%	45%	43%

Myostatin	
Q204X	Not Tested
NT821	Not Tested
F94L	Not Tested

Birth Weight	205D Weight	365D Weight	540D Weight	ADG Index	FCR Index	Scrotum	LH
31kg	223kg | 100 (34)	-	-	-	-	-	-

SELLER REMARKS:

DRAFT

LOT 79 (M)

TT 240028

Kuddeboek	SP
Geb. dtm	2024-09-14
Oud.	1j
Inteling	16%

Ouderskap	Vaar	Moer
DNS		
Genomies		

- **TT 190020** Spn Mat. 69
  - **GH 140001** Spn Mat. 58
    - **ASE 060103**
    - **GH 080001** Oud. 6j | Gem. SI 101 | Kalwers 3 | Gespeen 3
  - **E 160057** Oud. 9j | OEK 38m | TKP 373d | Kalwers 6 | Gespeen 6 | Spn. Mat. 121 | Gem. SI 105 | Spn. Mat. 121
    - **AM 090025**
    - **E 110023** Oud. 13j | Gem. SI 106 | Kalwers 11 | Gespeen 8
- **TT 210003** Oud. 4j | OEK 30m | TKP 356d | Kalwers 2 | Gespeen 2 | Spn. Mat. 59 | Gem. SI 95 | KKG - | KKS 49.9 | Kalwings: 23-09, 24-09
  - **GH 140001** Spn Mat. 58
    - **ASE 060103**
    - **GH 080001** Oud. 6j | Gem. SI 101 | Kalwers 3 | Gespeen 3
  - **CR 070110** Oud. 14j | OEK 47m | TKP 387d | Kalwers 10 | Gespeen 11 | Spn. Mat. 65 | Gem. SI 98 | Spn. Mat. 65
    - **CR 030052**
    - **CR 040083** Oud. 4j | Gem. SI 116 | Kalwers 1 | Gespeen 1

KOEIWAARDE	73
91	Kalfgemak Waarde
105	Kalfgroei Waarde
65	Melk Waarde
110	Onderhoudswaarde
82	Vrugbaarheidswaarde
GROEI WAARDE	113
KARKAS WAARDE	107
PRODUKSIE WAARDE	77

LOGIX EBV Analise 2025-08-15

Kalf en Moeder				Vrugbaarheid			
Geb. Dir.	Geb. Mat.	Spn. Dir.	Spn. Mat.	Skr. Omtr.	Vers Vrugb.	Koei Vrugb.	Lanklew.
89	112	105	65	128	84	84	99
72%	48%	68%	53%	52%	37%	15%	44%

Na-Speen Groei			Raam			Karkas		
Na-Speen	GDT	VOV	Volw. Gewig	Hoogte	Lengte	OSO	Vet	Mar
101	114	113	90	111	105	106	99	101
54%	48%	5%	47%	51%	48%	47%	50%	48%

Geb. Gewig	205D Gewig	365D Gewig	540D Gewig	GDT Indeks	VOV Indeks	Skrotum	LH
29kg	199kg | 88 (34)	-	-	-	-	-	-

Miostatien	
Q204X	Nie Getoets
NT821	Nie Getoets
F94L	Nie Getoets

VERKOPER OPMERKINGS:

LOT 80 (M)

TT 240030

Kuddeboek	SP
Geb. dtm	2024-09-16
Oud.	1j
Inteling	5%

Ouderskap	Vaar	Moer
DNS		
Genomies		

- **TT 190020** Spn Mat. 69
  - **GH 140001** Spn Mat. 58
    - **ASE 060103**
    - **GH 080001** Oud. 6j | Gem. SI 101 | Kalwers 3 | Gespeen 3
  - **E 160057** Oud. 9j | OEK 38m | TKP 373d | Kalwers 6 | Gespeen 6 | Spn. Mat. 121 | Gem. SI 105 | Spn. Mat. 121
    - **AM 090025**
    - **E 110023** Oud. 13j | Gem. SI 106 | Kalwers 11 | Gespeen 8
- **TT 210034** Oud. 4j | OEK 36m | TKP - | Kalwers 1 | Gespeen 1 | Spn. Mat. 110 | Gem. SI 115 | KKG - | KKS 58.3 | Kalwings: 24-09
  - **GH 140006** Spn Mat. 99
    - **XY 100005**
    - **GH 110022** Oud. 5j | Gem. SI 89 | Kalwers 3 | Gespeen 3
  - **TT 160048** Oud. 8j | OEK 35m | TKP 368d | Kalwers 6 | Gespeen 6 | Spn. Mat. 105 | Gem. SI 99 | Spn. Mat. 105
    - **TT 120B03**
    - **TT 120016** Oud. 5j | Gem. SI 125 | Kalwers 2 | Gespeen 2

S.T.R. MAINSSHEARD
Port Elizabeth, Eastern Cape
0823234286
crosswayfarm@gmail.com
P.O. BOX 8,,THORNHILL, 6375

KOEIWAARDE	102
94	Kalfgemak Waarde
118	Kalfgroei Waarde
85	Melk Waarde
91	Onderhoudswaarde
97	Vrugbaarheidswaarde
GROEI WAARDE	118
KARKAS WAARDE	120
PRODUKSIE WAARDE	104

LOGIX EBV Analise 2025-08-15

Kalf en Moeder				Vrugbaarheid			
Geb. Dir.	Geb. Mat.	Spn. Dir.	Spn. Mat.	Skr. Omtr.	Vers Vrugb.	Koei Vrugb.	Lanklew.
92	129	118	85	126	95	98	105
73%	45%	68%	50%	51%	36%	14%	43%

Na-Speen Groei			Raam			Karkas		
Na-Speen	GDT	VOV	Volw. Gewig	Hoogte	Lengte	OSO	Vet	Mar
109	123	105	110	113	116	121	93	84
54%	46%	6%	46%	50%	47%	46%	49%	46%

Geb. Gewig	205D Gewig	365D Gewig	540D Gewig	GDT Indeks	VOV Indeks	Skrotum	LH
25kg	246kg | 115 (34)	-	-	-	-	-	-

Miostatien	
Q204X	Nie Getoets
NT821	Nie Getoets
F94L	Nie Getoets

VERKOPER OPMERKINGS:

DRAFT

LOT 81 (M)

TT 240038

Herd Book	SP
Birth date	2024-09-18
Age	y 12m
Inbreeding	6%

Parentage	Sire	Dam
DNA		
Genomic		

- A 200010 — Wean Mat. 116
  - AM 130144 — Wean Mat. 90
    - H 050089
    - AM 060010 — Age 14y | Avg. WI 95 | Calves 11 | Weaned 7
  - ASE 130034 — Age 11y | AFC 35m | ICP 421d | Calves 8 | Weaned 8 | Wean Mat. 131 | Avg. WI 100 | Wean Mat. 131
    - ASE 060105
    - ASE 090033 — Age 4y | Avg. WI 106 | Calves 2 | Weaned 2
- TT 190032 — Age 5y | AFC 34m | ICP 382d | Calves 3 | Weaned 2 | Wean Mat. 93 | Avg. WI 108 | CCB - | CCW 50.3 | Calvings: 22-08, 23-10, 24-09
  - AM 100079 — Wean Mat. 97
    - W 060015
    - AM 060028 — Age 8y | Avg. WI 107 | Calves 6 | Weaned 5
  - XY 120024 — Age 9y | AFC 37m | ICP 362d | Calves 6 | Weaned 6 | Wean Mat. 63 | Avg. WI 94 | Wean Mat. 63
    - V 070123
    - XY 070012 — Age 12y | Avg. WI 92 | Calves 11 | Weaned 11

S.T.R. MAINSSHEARD
Port Elizabeth, Eastern Cape
0823234286
crosswayfarm@gmail.com
P.O. BOX 8,,THORNHILL, 6375

COW VALUE	103
97	Calving Ease Value
106	Calf Growth Value
101	Milk Value
98	Maintenance Value
96	Fertility Value
GROWTH VALUE	83
CARCASS VALUE	97
PRODUCTION VALUE	98

LOGIX GENETICS | GENETRIX — EBV Analysis 2025-08-15

Calf and Mother				Fertility			
Birth Dir.	Birth Mat.	Wean Dir.	Wean Mat.	Scr. Circ.	Heifer Fert.	Cow Fert.	Longev.
95	112	106	101	93	89	99	100
71%	43%	67%	47%	42%	33%	20%	45%

Post-Wean Growth			Frame			Carcass		
Post Wean	ADG	FCR	Mature Weight	Height	Length	EMA	Fat	Mar
101	85	84	101	77	89	90	96	105
50%	37%	10%	47%	41%	38%	35%	39%	36%

Birth Weight	205D Weight	365D Weight	540D Weight	ADG Index	FCR Index	Scrotum	LH
31kg	235kg | *106 (34)*	-	-	-	-	-	-

Myostatin	
Q204X	Not Tested
NT821	Not Tested
F94L	Not Tested

SELLER REMARKS:

LOT 82 (M)

TT 240039

Herd Book	SP
Birth date	2024-09-18
Age	y 12m
Inbreeding	5%

Parentage	Sire	Dam
DNA		
Genomic		

- TT 190020 — Wean Mat. 69
  - GH 140001 — Wean Mat. 58
    - ASE 060103
    - GH 080001 — Age 6y | Avg. WI 101 | Calves 3 | Weaned 3
  - E 160057 — Age 9y | AFC 38m | ICP 373d | Calves 6 | Weaned 6 | Wean Mat. 121 | Avg. WI 105 | Wean Mat. 121
    - AM 090025
    - E 110023 — Age 13y | Avg. WI 106 | Calves 11 | Weaned 8
- TT 170034 — Age 7y | AFC 36m | ICP 358d | Calves 5 | Weaned 5 | Wean Mat. 134 | Avg. WI 111 | CCB - | CCW 49.9 | Calvings: 20-10, 21-09, 22-09, 23-09, 24-09
  - HBH 140060 — Wean Mat. 141
    - H 050089
    - HBH 110067 — Age 3y | Avg. WI 114 | Calves 1 | Weaned 1
  - XY 120024 — Age 9y | AFC 37m | ICP 362d | Calves 6 | Weaned 6 | Wean Mat. 63 | Avg. WI 94 | Wean Mat. 63
    - V 070123
    - XY 070012 — Age 12y | Avg. WI 92 | Calves 11 | Weaned 11

S.T.R. MAINSSHEARD
Port Elizabeth, Eastern Cape
0823234286
crosswayfarm@gmail.com
P.O. BOX 8,,THORNHILL, 6375

COW VALUE	117
80	Calving Ease Value
137	Calf Growth Value
99	Milk Value
76	Maintenance Value
97	Fertility Value
GROWTH VALUE	131
CARCASS VALUE	136
PRODUCTION VALUE	120

LOGIX GENETICS | GENETRIX — EBV Analysis 2025-08-15

Calf and Mother				Fertility			
Birth Dir.	Birth Mat.	Wean Dir.	Wean Mat.	Scr. Circ.	Heifer Fert.	Cow Fert.	Longev.
63	108	137	99	134	91	100	108
74%	50%	71%	55%	55%	39%	19%	46%

Post-Wean Growth			Frame			Carcass		
Post Wean	ADG	FCR	Mature Weight	Height	Length	EMA	Fat	Mar
139	136	128	130	123	133	130	107	109
60%	49%	15%	48%	54%	50%	49%	53%	49%

Birth Weight	205D Weight	365D Weight	540D Weight	ADG Index	FCR Index	Scrotum	LH
38kg	264kg | *117 (34)*	-	-	-	-	-	-

Myostatin	
Q204X	Not Tested
NT821	Not Tested
F94L	Not Tested

SELLER REMARKS:

DRAFT

LOT 83 (M)

TT 240042

Kuddeboek	SP
Geb. dtm	2024-09-19
Oud.	j 12m
Inteling	6%

Ouerskap	Vaar	Moer
DNS		
Genomies		

- A 200010 — Spn Mat. 116
  - AM 130144 — Spn Mat. 90
    - H 050089
    - AM 060010 — Oud. 14j | Gem. SI 95 | Kalwers 11 | Gespeen 7
  - ASE 130034 — Oud. 11j | OEK 35m | TKP 421d | Kalwers 8 | Gespeen 8 | Spn. Mat. 131 | Gem. SI 100 | Spn. Mat. 131
    - ASE 060105
    - ASE 090033 — Oud. 4j | Gem. SI 106 | Kalwers 2 | Gespeen 2
- TT 150035 — Oud. 9j | OEK 35m | TKP 371d | Kalwers 7 | Gespeen 7 | Spn. Mat. 111 | Gem. SI 101 | KKG - | KKS 53.7
  - AM 100079 — Spn Mat. 97
    - W 060015
    - AM 060028 — Oud. 8j | Gem. SI 107 | Kalwers 6 | Gespeen 5
  - TT 120004 — Oud. 13j | OEK 32m | TKP 362d | Kalwers 11 | Gespeen 10 | Spn. Mat. 115 | Gem. SI 108 | Spn. Mat. 115
    - HBH 061018
    - XY 040004 — Oud. 13j | Gem. SI 103 | Kalwers 10 | Gespeen 8

Kalwings: 18-08, 19-08, 20-08, 21-08, 22-08, 23-09, 24-09

S.T.R. MAINSSHEARD
Port Elizabeth, Eastern Cape
0823234286
crosswayfarm@gmail.com
P.O. BOX 8,,THORNHILL, 6375

KOEIWAARDE	110
95	Kalfgemak Waarde
104	Kalfgroei Waarde
112	Melk Waarde
102	Onderhoudswaarde
103	Vrugbaarheidswaarde
GROEI WAARDE	75
KARKAS WAARDE	97
PRODUKSIE WAARDE	103

LOGIX EBV Analise 2025-08-15

Kalf en Moeder				Vrugbaarheid			
Geb. Dir.	Geb. Mat.	Spn. Dir.	Spn. Mat.	Skr. Omtr.	Vers Vrugb.	Koei Vrugb.	Lanklew.
91	123	104	112	95	95	106	104
72%	48%	69%	52%	46%	34%	21%	47%

Na-Speen Groei			Raam			Karkas		
Na-Speen	GDT	VOV	Volw. Gewig	Hoogte	Lengte	OSO	Vet	Mar
93	80	76	95	72	87	93	96	103
51%	40%	16%	48%	45%	41%	39%	43%	39%

Geb. Gewig	205D Gewig	365D Gewig	540D Gewig	GDT Indeks	VOV Indeks	Skrotum	LH
33kg	241kg | *108 (34)*	-	-	-	-	-	-

Miostatien	
Q204X	Nie Getoets
NT821	Nie Getoets
F94L	Nie Getoets

VERKOPER OPMERKINGS:

LOT 84 (M)

TT 240045

Kuddeboek	SP
Geb. dtm	2024-09-19
Oud.	j 12m
Inteling	6%

Ouerskap	Vaar	Moer
DNS		
Genomies		

- TT 190020 — Spn Mat. 69
  - GH 140001 — Spn Mat. 58
    - ASE 060103
    - GH 080001 — Oud. 6j | Gem. SI 101 | Kalwers 3 | Gespeen 3
  - E 160057 — Oud. 9j | OEK 38m | TKP 373d | Kalwers 6 | Gespeen 6 | Spn. Mat. 121 | Gem. SI 105 | Spn. Mat. 121
    - AM 090025
    - E 110023 — Oud. 13j | Gem. SI 106 | Kalwers 11 | Gespeen 8
- GH 170057 — Oud. 7j | OEK 34m | TKP 371d | Kalwers 5 | Gespeen 5 | Spn. Mat. 80 | Gem. SI 98 | KKG - | KKS 50.4
  - XY 120065 — Spn Mat. 54
    - V 070123
    - XY 090008 — Oud. 16j | Gem. SI 98 | Kalwers 13 | Gespeen 12
  - GH 130045 — Oud. 5j | OEK 36m | TKP 400d | Kalwers 3 | Gespeen 3 | Spn. Mat. 106 | Gem. SI 107 | Spn. Mat. 106
    - HBH 090203
    - GH 100165 — Oud. 11j | Gem. SI 108 | Kalwers 7 | Gespeen 6

Kalwings: 20-08, 21-08, 22-09, 23-09, 24-09

S.T.R. MAINSSHEARD
Port Elizabeth, Eastern Cape
0823234286
crosswayfarm@gmail.com
P.O. BOX 8,,THORNHILL, 6375

KOEIWAARDE	81
95	Kalfgemak Waarde
105	Kalfgroei Waarde
76	Melk Waarde
104	Onderhoudswaarde
85	Vrugbaarheidswaarde
GROEI WAARDE	108
KARKAS WAARDE	108
PRODUKSIE WAARDE	83

LOGIX EBV Analise 2025-08-15

Kalf en Moeder				Vrugbaarheid			
Geb. Dir.	Geb. Mat.	Spn. Dir.	Spn. Mat.	Skr. Omtr.	Vers Vrugb.	Koei Vrugb.	Lanklew.
91	122	105	76	125	91	84	102
75%	51%	72%	55%	53%	41%	18%	46%

Na-Speen Groei			Raam			Karkas		
Na-Speen	GDT	VOV	Volw. Gewig	Hoogte	Lengte	OSO	Vet	Mar
102	114	106	95	102	106	110	115	102
60%	48%	5%	48%	52%	49%	48%	51%	48%

Geb. Gewig	205D Gewig	365D Gewig	540D Gewig	GDT Indeks	VOV Indeks	Skrotum	LH
33kg	210kg | *92 (34)*	-	-	-	-	-	-

Miostatien	
Q204X	Nie Getoets
NT821	Nie Getoets
F94L	Nie Getoets

VERKOPER OPMERKINGS:

DRAFT

LOT 85 (M)

TT 240047

Herd Book	SP
Birth date	2024-09-20
Age	y 12m
Inbreeding	6%

Parentage	Sire	Dam
DNA		
Genomic		

- TT 190020 — Wean Mat. 69
  - GH 140001 — Wean Mat. 58
    - ASE 060103
    - GH 080001 — Age 6y | Avg. WI 101 | Calves 3 | Weaned 3
  - E 160057 — Age 9y | AFC 38m | ICP 373d | Calves 6 | Weaned 6 | Wean Mat. 121 | Avg. WI 105 | Wean Mat. 121
    - AM 090025
    - E 110023 — Age 13y | Avg. WI 106 | Calves 11 | Weaned 8
- GH 210098 — Age 3y | AFC 33m | ICP - | Calves 1 | Weaned 1 | Wean Mat. 122 | Avg. WI 109 | CCB - | CCW 57.5 | Calvings: 24-09
  - GH 170001 — Wean Mat. 120
    - HBH 140043
    - GH 140018 — Age 7y | Avg. WI 109 | Calves 5 | Weaned 5
  - GH 150034 — Age 8y | AFC 35m | ICP 383d | Calves 5 | Weaned 4 | Wean Mat. 115 | Avg. WI 105 | Wean Mat. 115
    - HBH 090203
    - GH 070017 — Age 10y | Avg. WI 100 | Calves 8 | Weaned 8

S.T.R. MAINSSHEARD
Port Elizabeth, Eastern Cape
0823234286
crosswayfarm@gmail.com
P.O. BOX 8,,THORNHILL, 6375

COW VALUE	88
94	Calving Ease Value
100	Calf Growth Value
93	Milk Value
103	Maintenance Value
90	Fertility Value
GROWTH VALUE	107
CARCASS VALUE	110
PRODUCTION VALUE	90

LOGIX GENETICS | GENETRIX — EBV Analysis 2025-08-15

Calf and Mother				Fertility			
Birth Dir.	Birth Mat.	Wean Dir.	Wean Mat.	Scr. Circ.	Heifer Fert.	Cow Fert.	Longev.
93	110	100	93	120	97	88	106
74%	45%	71%	50%	49%	36%	14%	42%

Post-Wean Growth			Frame			Carcass		
Post Wean	ADG	FCR	Mature Weight	Height	Length	EMA	Fat	Mar
93	113	-	96	108	108	105	111	104
57%	45%		46%	48%	45%	44%	47%	45%

Birth Weight	205D Weight	365D Weight	540D Weight	ADG Index	FCR Index	Scrotum	LH
27kg	236kg | 109 (34)	-	-	-	-	-	-

Myostatin	
Q204X	Not Tested
NT821	Not Tested
F94L	Not Tested

SELLER REMARKS:

LOT 86 (M)

TT 240053

Herd Book	SP
Birth date	2024-09-22
Age	y 12m
Inbreeding	5%

Parentage	Sire	Dam
DNA		
Genomic		

- G 170072 — Wean Mat. 87
  - R 110003 — Wean Mat. 102
    - R 960039
    - R 050015 — Age 15y | Avg. WI 103 | Calves 13 | Weaned 12
  - G 140072 — Age 11y | AFC 36m | ICP 430d | Calves 7 | Weaned 7 | Wean Mat. 101 | Avg. WI 110 | Wean Mat. 101
    - CR 070037
    - SW 100011 — Age 13y | Avg. WI 104 | Calves 10 | Weaned 9
- TT 220049 — Age 3y | AFC 24m | ICP - | Calves 1 | Weaned 1 | Wean Mat. 132 | Avg. WI 129 | CCB - | CCW 64.3 | Calvings: 24-09
  - GH 190057 — Wean Mat. 142
    - AM 130234
    - GH 150067 — Age 9y | Avg. WI 100 | Calves 7 | Weaned 7
  - TT 190033 — Age 5y | AFC 35m | ICP 380d | Calves 3 | Weaned 3 | Wean Mat. 98 | Avg. WI 99 | Wean Mat. 98
    - AM 100079
    - XY 090022 — Age 13y | Avg. WI 108 | Calves 10 | Weaned 8

S.T.R. MAINSSHEARD
Port Elizabeth, Eastern Cape
0823234286
crosswayfarm@gmail.com
P.O. BOX 8,,THORNHILL, 6375

COW VALUE	130
114	Calving Ease Value
126	Calf Growth Value
104	Milk Value
79	Maintenance Value
96	Fertility Value
GROWTH VALUE	104
CARCASS VALUE	125
PRODUCTION VALUE	127

LOGIX GENETICS | GENETRIX — EBV Analysis 2025-08-15

Calf and Mother				Fertility			
Birth Dir.	Birth Mat.	Wean Dir.	Wean Mat.	Scr. Circ.	Heifer Fert.	Cow Fert.	Longev.
113	103	126	104	116	92	98	106
72%	44%	69%	49%	48%	35%	15%	46%

Post-Wean Growth			Frame			Carcass		
Post Wean	ADG	FCR	Mature Weight	Height	Length	EMA	Fat	Mar
117	107	85	124	108	116	108	84	108
58%	43%	6%	44%	47%	43%	36%	40%	36%

Birth Weight	205D Weight	365D Weight	540D Weight	ADG Index	FCR Index	Scrotum	LH
25kg	269kg | 129 (6)	-	-	-	-	-	-

Myostatin	
Q204X	Not Tested
NT821	Not Tested
F94L	Not Tested

SELLER REMARKS:

DRAFT

LOT 87 (M)

TT 240055

Kuddeboek	SP
Geb. dtm	2024-09-23
Oud.	j 12m
Inteling	5%

Ouerskap	Vaar	Moer
DNS		
Genomies		

- G 170072 — Spn Mat. 87
  - R 110003 — Spn Mat. 102
    - R 960039
    - R 050015 — Oud. 15j | Gem. SI 103 | Kalwers 13 | Gespeen 12
  - G 140072 — Oud. 11j | OEK 36m | TKP 430d | Kalwers 7 | Gespeen 7 | Spn. Mat. 101 | Gem. SI 110 | Spn. Mat. 101
    - CR 070037
    - SW 100011 — Oud. 13j | Gem. SI 104 | Kalwers 10 | Gespeen 9
- TT 220042 — Oud. 3j | OEK 24m | TKP - | Kalwers 1 | Gespeen 1 | Spn. Mat. 97 | Gem. SI 100 | KKG - | KKS 55.8 — Kalwings: 24-09
  - TT 190020 — Spn Mat. 69
    - GH 140001
    - E 160057 — Oud. 9j | Gem. SI 105 | Kalwers 6 | Gespeen 6
  - TT 170044 — Oud. 7j | OEK 34m | TKP 370d | Kalwers 5 | Gespeen 5 | Spn. Mat. 124 | Gem. SI 105 | Spn. Mat. 124
    - TT 140007
    - TT 120004 — Oud. 13j | Gem. SI 108 | Kalwers 11 | Gespeen 10

S.T.R. MAINSSHEARD
Port Elizabeth, Eastern Cape
0823234286
crosswayfarm@gmail.com
P.O. BOX 8,,THORNHILL, 6375

KOEIWAARDE	106
101	Kalfgemak Waarde
113	Kalfgroei Waarde
92	Melk Waarde
98	Onderhoudswaarde
94	Vrugbaarheidswaarde
GROEI WAARDE	97
KARKAS WAARDE	109
PRODUKSIE WAARDE	103

LOGIX EBV Analise 2025-08-15

Kalf en Moeder				Vrugbaarheid			
Geb. Dir.	Geb. Mat.	Spn. Dir.	Spn. Mat.	Skr. Omtr.	Vers Vrugb.	Koei Vrugb.	Lanklew.
101	100	113	92	119	92	95	109
61%	42%	60%	47%	51%	35%	14%	45%

Na-Speen Groei			Raam			Karkas		
Na-Speen	GDT	VOV	Volw. Gewig	Hoogte	Lengte	OSO	Vet	Mar
104	99	-	101	102	104	96	83	106
58%	46%		44%	50%	46%	39%	43%	39%

Geb. Gewig	205D Gewig	365D Gewig	540D Gewig	GDT Indeks	VOV Indeks	Skrotum	LH
-	229kg | 100 (1)	-	-	-	-	-	-

Miostatien	
Q204X	Nie Getoets
NT821	Nie Getoets
F94L	Nie Getoets

VERKOPER OPMERKINGS:

LOT 88 (M)

TT 240073

Kuddeboek	SP
Geb. dtm	2024-10-09
Oud.	11 maande
Inteling	6%

Ouerskap	Vaar	Moer
DNS		
Genomies		

- G 170072 — Spn Mat. 87
  - R 110003 — Spn Mat. 102
    - R 960039
    - R 050015 — Oud. 15j | Gem. SI 103 | Kalwers 13 | Gespeen 12
  - G 140072 — Oud. 11j | OEK 36m | TKP 430d | Kalwers 7 | Gespeen 7 | Spn. Mat. 101 | Gem. SI 110 | Spn. Mat. 101
    - CR 070037
    - SW 100011 — Oud. 13j | Gem. SI 104 | Kalwers 10 | Gespeen 9
- TT 150018 — Oud. 10j | OEK 35m | TKP 375d | Kalwers 7 | Gespeen 7 | Spn. Mat. 103 | Gem. SI 102 | KKG - | KKS 46.8 — Kalwings: 18-08, 19-08, 20-11, 21-10, 22-10, 23-09, 24-10
  - AM 100079 — Spn Mat. 97
    - W 060015
    - AM 060028 — Oud. 8j | Gem. SI 107 | Kalwers 6 | Gespeen 5
  - XY 110050 — Oud. 5j | OEK 28m | TKP 484d | Kalwers 3 | Gespeen 2 | Spn. Mat. 108 | Gem. SI 113 | Spn. Mat. 108
    - AM 080012
    - XY 090014 — Oud. 8j | Gem. SI 108 | Kalwers 5 | Gespeen 1

S.T.R. MAINSSHEARD
Port Elizabeth, Eastern Cape
0823234286
crosswayfarm@gmail.com
P.O. BOX 8,,THORNHILL, 6375

KOEIWAARDE	124
102	Kalfgemak Waarde
133	Kalfgroei Waarde
92	Melk Waarde
85	Onderhoudswaarde
95	Vrugbaarheidswaarde
GROEI WAARDE	91
KARKAS WAARDE	119
PRODUKSIE WAARDE	118

LOGIX EBV Analise 2025-08-15

Kalf en Moeder				Vrugbaarheid			
Geb. Dir.	Geb. Mat.	Spn. Dir.	Spn. Mat.	Skr. Omtr.	Vers Vrugb.	Koei Vrugb.	Lanklew.
100	110	133	92	116	96	95	105
74%	51%	71%	56%	54%	37%	18%	51%

Na-Speen Groei			Raam			Karkas		
Na-Speen	GDT	VOV	Volw. Gewig	Hoogte	Lengte	OSO	Vet	Mar
124	96	83	118	105	113	103	91	103
59%	48%	9%	53%	53%	48%	41%	46%	42%

Geb. Gewig	205D Gewig	365D Gewig	540D Gewig	GDT Indeks	VOV Indeks	Skrotum	LH
32kg	252kg | 114 (34)	-	-	-	-	-	-

Miostatien	
Q204X	Nie Getoets
NT821	Nie Getoets
F94L	Nie Getoets

VERKOPER OPMERKINGS:

DRAFT

LOT 89 (M)

TT 240082

Herd Book	SP
Birth date	2024-10-12
Age	11 months
Inbreeding	4%

Parentage Sire Dam
DNA
Genomic

- GH 190009 — Wean Mat. 95
  - AVR 150076 — Wean Mat. 111
    - AVR 110050
    - V 120123 — Age 3y | Avg. WI 99 — Calves 1 | Weaned 1
  - GH 160063 — Age 4y | AFC 34m | ICP 445d — Calves 2 | Weaned 2 | Wean Mat. 90 — Avg. WI 101 | Wean Mat. 90
    - ASE 060103
    - GH 11015A — Age 11y | Avg. WI 101 — Calves 8 | Weaned 8
- E 160057 — Age 9y | AFC 38m | ICP 373d — Calves 6 | Weaned 6 | Wean Mat. 121 — Avg. WI 105 | CCB - | CCW 45.6 — Calvings: 19-09, 20-09, 21-11, 22-10, 23-10, 24-10
  - AM 090025 — Wean Mat. 112
    - HBH 060976
    - AM 070002 — Age 18y | Avg. WI 99 — Calves 11 | Weaned 7
  - E 110023 — Age 13y | AFC 30m | ICP 397d — Calves 11 | Weaned 8 | Wean Mat. 136 — Avg. WI 106 | Wean Mat. 136
    - GNC 080018
    - DT 080008 — Age 8y | Avg. WI 104 — Calves 7 | Weaned 6

S.T.R. MAINSSHEARD
Port Elizabeth, Eastern Cape
0823234286
crosswayfarm@gmail.com
P.O. BOX 8,,THORNHILL, 6375

COW VALUE	100
85	Calving Ease Value
111	Calf Growth Value
108	Milk Value
95	Maintenance Value
91	Fertility Value
GROWTH VALUE	98
CARCASS VALUE	106
PRODUCTION VALUE	99

LOGIX GENETICS | GENETRIX — EBV Analysis 2025-08-15

Calf and Mother				Fertility			
Birth Dir.	Birth Mat.	Wean Dir.	Wean Mat.	Scr. Circ.	Heifer Fert.	Cow Fert.	Longev.
84	107	111	108	113	98	90	103
75%	46%	71%	51%	52%	31%	15%	46%

Post-Wean Growth			Frame			Carcass		
Post Wean	ADG	FCR	Mature Weight	Height	Length	EMA	Fat	Mar
102	101	-	104	99	102	100	94	78
52%	46%		46%	51%	46%	45%	49%	45%

Birth Weight	205D Weight	365D Weight	540D Weight	ADG Index	FCR Index	Scrotum	LH
35kg	236kg | *104 (34)*	-	-	-	-	-	-

Myostatin	
Q204X	Not Tested
NT821	Not Tested
F94L	Not Tested

SELLER REMARKS:

LOT 90 (M)

TT 240094

Herd Book	SP
Birth date	2024-10-29
Age	11 months
Inbreeding	6%

Parentage Sire Dam
DNA
Genomic

- G 170072 — Wean Mat. 87
  - R 110003 — Wean Mat. 102
    - R 960039
    - R 050015 — Age 15y | Avg. WI 103 — Calves 13 | Weaned 12
  - G 140072 — Age 11y | AFC 36m | ICP 430d — Calves 7 | Weaned 7 | Wean Mat. 101 — Avg. WI 110 | Wean Mat. 101
    - CR 070037
    - SW 100011 — Age 13y | Avg. WI 104 — Calves 10 | Weaned 9
- TT 180062 — Age 6y | AFC 33m | ICP 378d — Calves 4 | Weaned 4 | Wean Mat. 114 — Avg. WI 113 | CCB - | CCW 46.9 — Calvings: 21-09, 22-11, 23-11, 24-10
  - AM 100079 — Wean Mat. 97
    - W 060015
    - AM 060028 — Age 8y | Avg. WI 107 — Calves 6 | Weaned 5
  - CR 070102 — Age 14y | AFC 37m | ICP 376d — Calves 11 | Weaned 10 | Wean Mat. 92 — Avg. WI 102 | Wean Mat. 92
    - HBH 040825
    - CR 040013 — Age 11y | Avg. WI 94 — Calves 7 | Weaned 4

S.T.R. MAINSSHEARD
Port Elizabeth, Eastern Cape
0823234286
crosswayfarm@gmail.com
P.O. BOX 8,,THORNHILL, 6375

COW VALUE	118
85	Calving Ease Value
134	Calf Growth Value
100	Milk Value
80	Maintenance Value
95	Fertility Value
GROWTH VALUE	97
CARCASS VALUE	121
PRODUCTION VALUE	115

LOGIX GENETICS | GENETRIX — EBV Analysis 2025-08-15

Calf and Mother				Fertility			
Birth Dir.	Birth Mat.	Wean Dir.	Wean Mat.	Scr. Circ.	Heifer Fert.	Cow Fert.	Longev.
85	101	134	100	121	89	98	112
74%	50%	71%	54%	54%	37%	18%	50%

Post-Wean Growth			Frame			Carcass		
Post Wean	ADG	FCR	Mature Weight	Height	Length	EMA	Fat	Mar
129	103	89	123	107	117	108	95	116
59%	48%	13%	53%	52%	48%	41%	46%	42%

Birth Weight	205D Weight	365D Weight	540D Weight	ADG Index	FCR Index	Scrotum	LH
38kg	252kg | *111 (34)*	-	-	-	-	-	-

Myostatin	
Q204X	Not Tested
NT821	Not Tested
F94L	Not Tested

SELLER REMARKS:

DRAFT

LOT 91 (F)

E 130009



Kuddeboek	B
Geb. dtm	2013-08-16
Oud.	12j 1m
Inteling	3%
OEK	30m
Kalwers	10
Gespeen	9
Gem. SI	104
TKP	352d

AM 090002
Spn Mat. 92

Ouderskap	Vaar	Moer
DNS		
Genomies		

H 030073
Spn Mat. 81

CR 990035

H 950049
Oud. 13j | Gem. SI 105
Kalwers 10 | Gespeen 10

AM 030002
Oud. 8j | OEK 31m | TKP 351d
Kalwers 5 | Gespeen 4 | Spn. Mat. 95
Gem. SI 113 | Spn. Mat. 95

HWP 980057

HWP 990281
Oud. 10j | Gem. SI 106
Kalwers 7 | Gespeen 4

G 090047
Oud. 9j | OEK - | TKP 364d
Kalwers 6 | Gespeen 4 | Spn. Mat. 130
Gem. SI 100 | KKG 6.06 | KKS 38.2
Kalwings: 12-06, 13-08, 14-07, 15-06, 16-06, 17-06

CR 050075
Spn Mat. 118

CR 020011

CR 000005
Oud. 15j | Gem. SI 94
Kalwers 13 | Gespeen 11

G 010477
Oud. 14j | OEK - | TKP -
Kalwers 1 | Gespeen 1 | Spn. Mat. 127
Gem. SI 116 | Spn. Mat. 127

A.D. MULLINS
Grahamstown, Eastern Cape
mullins@isat.co.za
P.O. BOX 430,,KENTON-ON-SEA, 6191

Laaste Kalf	
Kalf ID	ADM 240047 (F)
Geb. datum	2024-11-01
Vaar ID	GH 190057

Kalwings: 16-02, 17-02, 17-12, 18-11, 19-10, 20-10, 21-09, 22-08, 23-08, 24-11

Miostatien	
Q204X	Nie Getoets
NT821	Nie Getoets
F94L	Nie Getoets

KOEIWAARDE	104
85	Kalfgemak Waarde
110	Kalfgroei Waarde
121	Melk Waarde
74	Onderhoudswaarde
98	Vrugbaarheidswaarde
GROEI WAARDE	94
KARKAS WAARDE	94
PRODUKSIE WAARDE	102

LOGIX GENETICS, GENETIKA — EBV Analise 2025-08-15

Kalf en Moeder				Vrugbaarheid			
Geb. Dir.	Geb. Mat.	Spn. Dir.	Spn. Mat.	Skr. Omtr.	Vers Vrugb.	Koei Vrugb.	Lanklew.
84	107	110	121	74	78	106	112
82%	79%	77%	82%	54%	40%	26%	63%

Na-Speen Groei			Raam			Karkas		
Na-Speen	GDT	VOV	Volw. Gewig	Hoogte	Lengte	OSO	Vet	Mar
113	86	77	131	101	96	106	55	90
64%	43%	7%	77%	51%	45%	36%	34%	37%

Geb. Gewig	205D Gewig	365D Gewig	540D Gewig	GDT Indeks	VOV Indeks	Skrotum	LH
34kg	207kg | *103 (2)*	253kg | *102 (6)*	336kg | *108 (9)*	-	-	- *(B2)*	-

VERKOPER OPMERKINGS:

LOT 92 (F)

ADM 140003



Kuddeboek	B
Geb. dtm	2014-10-10
Oud.	10j 11m
Inteling	0%
OEK	34m
Kalwers	8
Gespeen	8
Gem. SI	104
TKP	380d

XY 100037
Spn Mat. 75

Ouderskap	Vaar	Moer
DNS		
Genomies		

ASE 010040
Spn Mat. 96

BG 960092

SW 980050
Oud. 3j | Gem. SI 100
Kalwers 1 | Gespeen 1

XY 070018
Oud. 13j | OEK 25m | TKP 398d
Kalwers 11 | Gespeen 8 | Spn. Mat. 59
Gem. SI 95 | Spn. Mat. 59

SW 990015

I 980002
Oud. 13j | Gem. SI 97
Kalwers 11 | Gespeen 4

ADM 110013
Oud. 4j | OEK - | TKP -
Kalwers 1 | Gespeen 1 | Spn. Mat. 117
Gem. SI 100 | KKG - | KKS 43.9
Kalwings: 14-10

A.D. MULLINS
Grahamstown, Eastern Cape
mullins@isat.co.za
P.O. BOX 430,,KENTON-ON-SEA, 6191

Laaste Kalf	
Kalf ID	ADM 240074 (F)
Geb. datum	2024-12-05
Vaar ID	GH 190057

Kalwings: 17-08, 18-11, 19-10, 20-08, 21-10, 22-08, 23-08, 24-12

Miostatien	
Q204X	Nie Getoets
NT821	Nie Getoets
F94L	Nie Getoets

KOEIWAARDE	120
111	Kalfgemak Waarde
114	Kalfgroei Waarde
96	Melk Waarde
110	Onderhoudswaarde
96	Vrugbaarheidswaarde
GROEI WAARDE	96
KARKAS WAARDE	111
PRODUKSIE WAARDE	116

LOGIX GENETICS, GENETIKA — EBV Analise 2025-08-15

Kalf en Moeder				Vrugbaarheid			
Geb. Dir.	Geb. Mat.	Spn. Dir.	Spn. Mat.	Skr. Omtr.	Vers Vrugb.	Koei Vrugb.	Lanklew.
108	125	114	96	99	100	95	109
78%	75%	71%	80%	64%	34%	18%	59%

Na-Speen Groei			Raam			Karkas		
Na-Speen	GDT	VOV	Volw. Gewig	Hoogte	Lengte	OSO	Vet	Mar
107	114	112	89	108	114	103	135	119
63%	54%	29%	71%	62%	55%	51%	58%	52%

Geb. Gewig	205D Gewig	365D Gewig	540D Gewig	GDT Indeks	VOV Indeks	Skrotum	LH
32kg	167kg | *100 (1)*	216kg | *107 (9)*	282kg | *96 (7)*	-	-	- *(B2)*	-

VERKOPER OPMERKINGS:

DRAFT

LOT 93 (F)

TT 170044

Herd Book	SP
Birth date	2017-10-30
Age	7y 11m
Inbreeding	5%
AFC	34m
Calves	5
Weaned	5
Avg. WI	105
ICP	370d

Parentage

Sire	Dam
DNA	
Genomic	

- **TT 140007** Wean Mat. 115
  - **XY 090051** Wean Mat. 114
    - **ASE 010040**
    - **ADM 050054** Age 5y | Avg. WI 102 Calves 3 | Weaned 3
  - **ADM 060008** Age 10y | AFC 31m | ICP 387d Calves 8 | Weaned 7 | Wean Mat. 111 Avg. WI 101 | Wean Mat. 111
    - **R 970025**
    - **ADM 030019** Age 6y | Avg. WI 109 Calves 2 | Weaned 1
- **TT 120004** Age 13y | AFC 32m | ICP 362d Calves 11 | Weaned 10 | Wean Mat. 115 Avg. WI 108 | CCB - | CCW 46.4
  - **HBH 061018** Wean Mat. 105
    - **CR 010028**
    - **HBH 020686** Age 5y | Avg. WI 108 Calves 3 | Weaned 3
  - **XY 040004** Age 13y | AFC 31m | ICP 412d Calves 10 | Weaned 8 | Wean Mat. 93 Avg. WI 103 | Wean Mat. 93
    - **H 000036**
    - **I 980007** Age 9y | Avg. WI 98 Calves 6 | Weaned 2

Calvings: 14-10, 15-09, 16-09, 17-10, 18-11, 19-10, 20-10, 21-08, 22-09, 23-09, 24-09

S.T.R. MAINSSHEARD
Port Elizabeth, Eastern Cape
0823234286
crosswayfarm@gmail.com
P.O. BOX 8,,THORNHILL, 6375

Last Calf	
Calf ID	TT 240037 (F)
Birth Date	2024-09-18
Sire ID	TT 190020

Calvings: 20-08, 21-09, 22-09, 23-09, 24-09

Myostatin	
Q204X	Not Tested
NT821	Not Tested
F94L	Not Tested

COW VALUE	108
87	Calving Ease Value
103	Calf Growth Value
124	Milk Value
96	Maintenance Value
100	Fertility Value
GROWTH VALUE	95
CARCASS VALUE	87
PRODUCTION VALUE	105

LOGIX GENETICS | GENETIKA — EBV Analysis 2025-08-15

Calf and Mother				Fertility			
Birth Dir.	Birth Mat.	Wean Dir.	Wean Mat.	Scr. Circ.	Heifer Fert.	Cow Fert.	Longev.
86	105	103	124	94	100	99	99
77%	66%	75%	76%	50%	47%	27%	58%

Post-Wean Growth			Frame			Carcass		
Post Wean	ADG	FCR	Mature Weight	Height	Length	EMA	Fat	Mar
90	96	99	101	109	100	103	90	92
70%	42%	11%	72%	48%	42%	37%	40%	37%

Birth Weight	205D Weight	365D Weight	540D Weight	ADG Index	FCR Index	Scrotum	LH
34kg	190kg | 102 (10)	272kg | 98 (9)	377kg | 100 (12)	-	-	- (B2)	-

SELLER REMARKS:

LOT 94 (F)

TT 180041

Herd Book	SP
Birth date	2018-11-18
Age	6y 10m
Inbreeding	6%
AFC	33m
Calves	4
Weaned	3
Avg. WI	98
ICP	382d

Parentage

Sire	Dam
DNA	
Genomic	

- **HBH 140060** Wean Mat. 141
  - **H 050089** Wean Mat. 96
    - **H 990022**
    - **H 980036** Age 13y | Avg. WI 120 Calves 10 | Weaned 7
  - **HBH 110067** Age 3y | AFC 35m | ICP - Calves 1 | Weaned 1 | Wean Mat. 141 Avg. WI 114 | Wean Mat. 141
    - **HBH 070026**
    - **HBH 080093** Age 14y | Avg. WI 106 Calves 12 | Weaned 10
- **TT 130012** Age 10y | AFC 30m | ICP 405d Calves 7 | Weaned 7 | Wean Mat. 95 Avg. WI 105 | CCB - | CCW 40.9
  - **HBH 000534** Wean Mat. 94
    - **J 960151**
    - **HBH 960155** Age 4y | Avg. WI 104 Calves 2 | Weaned 2
  - **CR 070103** Age 9y | AFC 36m | ICP 445d Calves 6 | Weaned 3 | Wean Mat. 88 Avg. WI 102 | Wean Mat. 88
    - **CR 030052**
    - **CR 030013** Age 13y | Avg. WI 104 Calves 9 | Weaned 6

Calvings: 16-03, 17-10, 18-11, 19-11, 20-11, 21-10, 22-11

S.T.R. MAINSSHEARD
Port Elizabeth, Eastern Cape
0823234286
crosswayfarm@gmail.com
P.O. BOX 8,,THORNHILL, 6375

Last Calf	
Calf ID	TT 240089 (M)
Birth Date	2024-10-14
Sire ID	GH 190009

Calvings: 21-08, 22-09, 23-09, 24-10

Myostatin	
Q204X	Not Tested
NT821	Not Tested
F94L	Not Tested

COW VALUE	104
85	Calving Ease Value
116	Calf Growth Value
111	Milk Value
77	Maintenance Value
95	Fertility Value
GROWTH VALUE	120
CARCASS VALUE	123
PRODUCTION VALUE	106

LOGIX GENETICS | GENETIKA — EBV Analysis 2025-08-15

Calf and Mother				Fertility			
Birth Dir.	Birth Mat.	Wean Dir.	Wean Mat.	Scr. Circ.	Heifer Fert.	Cow Fert.	Longev.
88	86	116	111	105	92	96	92
79%	72%	74%	72%	58%	53%	32%	59%

Post-Wean Growth			Frame			Carcass		
Post Wean	ADG	FCR	Mature Weight	Height	Length	EMA	Fat	Mar
116	124	116	127	127	129	129	129	108
72%	52%	29%	74%	57%	52%	49%	53%	49%

Birth Weight	205D Weight	365D Weight	540D Weight	ADG Index	FCR Index	Scrotum	LH
30kg	181kg | 107 (18)	232kg | 95 (16)	332kg | 100 (11)	-	-	- (B2)	-

SELLER REMARKS:

DRAFT

LOT 95 (F)

TT 180044

Kuddeboek	SP
Geb. dtm	2018-11-18
Oud.	6j 10m
Inteling	7%
OEK	34m
Kalwers	4
Gespeen	3
Gem. SI	96
TKP	389d

AM 100079
Spn Mat. 97

Ouerskap	Vaar	Moer
DNS		
Genomies		

W 060015
Spn Mat. 84

JM 960055

W 950003
Oud. 14j | Gem. SI 97
Kalwers 12 | Gespeen 7

AM 060028
Oud. 8j | OEK 34m | TKP 383d
Kalwers 6 | Gespeen 5 | Spn. Mat. 106
Gem. SI 107 | Spn. Mat. 106

H 030073

HWP 000100
Oud. 7j | Gem. SI 109
Kalwers 4 | Gespeen 2

XY 060040
Oud. 15j | OEK 25m | TKP 361d
Kalwers 14 | Gespeen 13 | Spn. Mat. 59
Gem. SI 93 | KKG 6.92 | KKS 41.2
Kalwings: 08-12, 09-11, 10-10, 11-10, 12-09, 13-08, 14-09, 15-09, 16-10, 17-11, 18-11, 19-11, 20-11, 21-10

SW 990015
Spn Mat. 53

BG 920001

SW 960007
Oud. 10j | Gem. SI 103
Kalwers 8 | Gespeen 8

JM 000060
Oud. 8j | OEK 47m | TKP 374d
Kalwers 4 | Gespeen 3 | Spn. Mat. 72
Gem. SI 99 | Spn. Mat. 72

JM 930041

JM 950007
Oud. 9j | Gem. SI -
Kalwers 4 | Gespeen -

S.T.R. MAINSSHEARD
Port Elizabeth, Eastern Cape
0823234286
crosswayfarm@gmail.com
P.O. BOX 8,,THORNHILL, 6375

Laaste Kalf	
Kalf ID	TT 240107 (M)
Geb. datum	2024-11-15
Vaar ID	GH 190009

Kalwings: 21-09, 22-08, 23-10, 24-11

Miostatien	
Q204X	Nie Getoets
NT821	Nie Getoets
F94L	Nie Getoets

KOEIWAARDE	80
108	Kalfgemak Waarde
95	Kalfgroei Waarde
70	Melk Waarde
109	Onderhoudswaarde
93	Vrugbaarheidswaarde
GROEI WAARDE	70
KARKAS WAARDE	69
PRODUKSIE WAARDE	75

LOGIX EBV Analise 2025-08-15

Kalf en Moeder				Vrugbaarheid			
Geb. Dir.	Geb. Mat.	Spn. Dir.	Spn. Mat.	Skr. Omtr.	Vers Vrugb.	Koei Vrugb.	Lanklew.
104	118	95	70	95	95	93	90
78%	70%	75%	73%	58%	54%	31%	64%

Na-Speen Groei			Raam			Karkas		
Na-Speen	GDT	VOV	Volw. Gewig	Hoogte	Lengte	OSO	Vet	Mar
88	74	92	91	81	78	83	114	99
73%	51%	22%	75%	57%	52%	47%	52%	48%

Geb. Gewig	205D Gewig	365D Gewig	540D Gewig	GDT Indeks	VOV Indeks	Skrotum	LH
33kg	168kg | 98 (18)	233kg | 99 (16)	314kg | 94 (11)	-	-	- (B2)	-

VERKOPER OPMERKINGS:

LOT 96 (F)

GA 220324

Kuddeboek	B
Geb. dtm	2022-11-20
Oud.	2j 10m
Inteling	4%

HBH 150013
Spn Mat. 101

Ouerskap	Vaar	Moer
DNS		
Genomies		

HBH 040858
Spn Mat. 90

BG 960053

HBH 980330
Oud. 16j | Gem. SI 105
Kalwers 13 | Gespeen 13

HBH 101893
Oud. 9j | OEK - | TKP 383d
Kalwers 7 | Gespeen 4 | Spn. Mat. 113
Gem. SI 91 | Spn. Mat. 113

CR 010028

GA 180185
Oud. 6j | OEK 33m | TKP 379d
Kalwers 4 | Gespeen 3 | Spn. Mat. 115
Gem. SI 107 | KKG - | KKS 42.6
Kalwings: 21-09, 22-11, 23-12, 24-10

AM 140118
Spn Mat. 96

XY 090035

AM 080083
Oud. 8j | Gem. SI 102
Kalwers 5 | Gespeen 5

GA 140471
Oud. 10j | OEK 32m | TKP 449d
Kalwers 7 | Gespeen 5 | Spn. Mat. 111
Gem. SI 98 | Spn. Mat. 111

XY 090033

GA 120409
Oud. 12j | Gem. SI 106
Kalwers 9 | Gespeen 5

A.D. MULLINS
Grahamstown, Eastern Cape
mullins@isat.co.za
P.O. BOX 430,,KENTON-ON-SEA, 6191

KOEIWAARDE	96
97	Kalfgemak Waarde
96	Kalfgroei Waarde
106	Melk Waarde
93	Onderhoudswaarde
101	Vrugbaarheidswaarde
GROEI WAARDE	108
KARKAS WAARDE	99
PRODUKSIE WAARDE	97

LOGIX EBV Analise 2025-08-15

Kalf en Moeder				Vrugbaarheid			
Geb. Dir.	Geb. Mat.	Spn. Dir.	Spn. Mat.	Skr. Omtr.	Vers Vrugb.	Koei Vrugb.	Lanklew.
98	98	96	106	111	107	99	85
73%	50%	69%	53%	48%	36%	21%	51%

Na-Speen Groei			Raam			Karkas		
Na-Speen	GDT	VOV	Volw. Gewig	Hoogte	Lengte	OSO	Vet	Mar
101	105	104	105	101	96	96	102	100
54%	43%	7%	52%	47%	44%	31%	35%	31%

Geb. Gewig	205D Gewig	365D Gewig	540D Gewig	GDT Indeks	VOV Indeks	Skrotum	LH
36kg	245kg | 119 (45)	-	-	-	-	-	-

Miostatien	
Q204X	Nie Getoets
NT821	Nie Getoets
F94L	Nie Getoets

VERKOPER OPMERKINGS:

DRAFT

LOT 97 (F)

ADM 230019



Herd Book	B
Birth date	2023-04-05
Age	2y 5m
Inbreeding	2%

Parentage	Sire	Dam
DNA		
Genomic		

- GH 190009 — Wean Mat. 95
  - AVR 150076 — Wean Mat. 111
    - AVR 110050
    - V 120123 — Age 3y | Avg. WI 99 — Calves 1 | Weaned 1
  - GH 160063 — Age 4y | AFC 34m | ICP 445d — Calves 2 | Weaned 2 | Wean Mat. 90 — Avg. WI 101 | Wean Mat. 90
    - ASE 060103
    - GH 11015A — Age 11y | Avg. WI 101 — Calves 8 | Weaned 8
- ADM 200055 — Age 5y | AFC - | ICP 353d — Calves 3 | Weaned 2 | Wean Mat. 118 — Avg. WI 105 | CCB 6.36 | CCW 46.2 — Calvings: 23-04, 24-03, 25-03
  - AVR 150034 — Wean Mat. 108
    - XY 100077
    - H 070041 — Age 9y | Avg. WI 108 — Calves 5 | Weaned 5

A.D. MULLINS
Grahamstown, Eastern Cape
mullins@isat.co.za
P.O. BOX 430,,KENTON-ON-SEA, 6191

COW VALUE	101
97	Calving Ease Value
98	Calf Growth Value
107	Milk Value
106	Maintenance Value
100	Fertility Value
GROWTH VALUE	96
CARCASS VALUE	100
PRODUCTION VALUE	99

LOGIX EBV Analysis 2025-08-15

Calf and Mother				Fertility			
Birth Dir.	Birth Mat.	Wean Dir.	Wean Mat.	Scr. Circ.	Heifer Fert.	Cow Fert.	Longev.
94	115	98	107	105	107	98	104
69%	38%	50%	38%	44%	24%	12%	39%

Post-Wean Growth			Frame			Carcass		
Post Wean	ADG	FCR	Mature Weight	Height	Length	EMA	Fat	Mar
92	101	-	92	101	101	86	83	98
42%	39%		29%	42%	39%	38%	41%	38%

Birth Weight	205D Weight	365D Weight	540D Weight	ADG Index	FCR Index	Scrotum	LH
32kg	208kg | 100 (1)	-	-	-	-	-	-

Myostatin	
Q204X	Not Tested
NT821	Not Tested
F94L	Not Tested

SELLER REMARKS:

LOT 98 (F)

ADM 230031

Herd Book	SP
Birth date	2023-08-25
Age	2y 1m
Inbreeding	6%

Parentage	Sire	Dam
DNA		
Genomic		

- ADM 210010 — Wean Mat. 65
  - GH 150004 — Wean Mat. 56
    - XY 120065
    - XY 120042 — Age 7y | Avg. WI 101 — Calves 4 | Weaned 3
  - ADM 180014 — Age 5y | AFC 28m | ICP 432d — Calves 3 | Weaned 2 | Wean Mat. 92 — Avg. WI 96 | Wean Mat. 92
    - HBH 040858
    - ADM 120003 — Age 10y | Avg. WI 94 — Calves 8 | Weaned 6
- ADM 160028 — Age 8y | AFC 35m | ICP 358d — Calves 6 | Weaned 6 | Wean Mat. 118 — Avg. WI 103 | CCB 6.34 | CCW 45.4 — Calvings: 19-10, 20-08, 21-09, 22-09, 23-08, 24-09
  - XY 100005 — Wean Mat. 115
    - M 040002
    - H 980003 — Age 15y | Avg. WI 94 — Calves 11 | Weaned 5
  - XY 090100 — Age 9y | AFC 32m | ICP 427d — Calves 6 | Weaned 5 | Wean Mat. 102 — Avg. WI 106 | Wean Mat. 102
    - HBH 061018
    - XY 060056 — Age 12y | Avg. WI 102 — Calves 9 | Weaned 7

A.D. MULLINS
Grahamstown, Eastern Cape
mullins@isat.co.za
P.O. BOX 430,,KENTON-ON-SEA, 6191

COW VALUE	99
99	Calving Ease Value
101	Calf Growth Value
91	Milk Value
97	Maintenance Value
110	Fertility Value
GROWTH VALUE	117
CARCASS VALUE	107
PRODUCTION VALUE	101

LOGIX EBV Analysis 2025-08-15

Calf and Mother				Fertility			
Birth Dir.	Birth Mat.	Wean Dir.	Wean Mat.	Scr. Circ.	Heifer Fert.	Cow Fert.	Longev.
97	114	101	91	109	106	109	109
71%	46%	66%	49%	46%	34%	19%	45%

Post-Wean Growth			Frame			Carcass		
Post Wean	ADG	FCR	Mature Weight	Height	Length	EMA	Fat	Mar
98	119	108	102	119	108	111	107	99
56%	39%	8%	48%	43%	38%	36%	41%	36%

Birth Weight	205D Weight	365D Weight	540D Weight	ADG Index	FCR Index	Scrotum	LH
33kg	196kg | 103 (6)	246kg | 99 (7)	-	-	-	- (B1)	-

Myostatin	
Q204X	Not Tested
NT821	Not Tested
F94L	Not Tested

SELLER REMARKS:

DRAFT

LOT 99 (F)

ADM 230046



Kuddeboek	SP
Geb. dtm	2023-09-04
Oud.	2j
Inteling	2%

ADM 210010
Spn Mat. 65

Ouerskap	Vaar	Moer
DNS		
Genomies		

GH 150004
Spn Mat. 56

XY 120065

XY 120042
Oud. 7j | Gem. SI 101
Kalwers 4 | Gespeen 3

ADM 180014
Oud. 5j | OEK 28m | TKP 432d
Kalwers 3 | Gespeen 2 | Spn. Mat. 92
Gem. SI 96 | Spn. Mat. 92

HBH 040858

ADM 120003
Oud. 10j | Gem. SI 94
Kalwers 8 | Gespeen 6

E 110023
Oud. 13j | OEK 30m | TKP 397d
Kalwers 11 | Gespeen 8 | Spn. Mat. 136
Gem. SI 106 | KKG 6.28 | KKS 44.6
Kalwings: 14-04, 15-06, 16-06, 17-06, 18-08, 19-09, 20-09, 21-09, 22-09, 23-09, 25-03

GNC 080018
Spn Mat. 128

PT 990012

J 941919
Oud. 17j | Gem. SI 108
Kalwers 13 | Gespeen 10

DT 080008
Oud. 8j | OEK - | TKP 360d
Kalwers 7 | Gespeen 6 | Spn. Mat. 119
Gem. SI 104 | Spn. Mat. 119

A.D. MULLINS
Grahamstown, Eastern Cape
mullins@isat.co.za
P.O. BOX 430,,KENTON-ON-SEA, 6191

KOEIWAARDE	92
95	Kalfgemak Waarde
99	Kalfgroei Waarde
100	Melk Waarde
94	Onderhoudswaarde
95	Vrugbaarheidswaarde
GROEI WAARDE	110
KARKAS WAARDE	112
PRODUKSIE WAARDE	93

LOGIX GENETICS GENETICA — EBV Analise 2025-08-15

Kalf en Moeder				Vrugbaarheid			
Geb. Dir.	Geb. Mat.	Spn. Dir.	Spn. Mat.	Skr. Omtr.	Vers Vrugb.	Koei Vrugb.	Lanklew.
94	108	99	100	104	101	93	108
72%	47%	66%	49%	47%	26%	13%	44%

Na-Speen Groei			Raam			Karkas		
Na-Speen	GDT	VOV	Volw. Gewig	Hoogte	Lengte	OSO	Vet	Mar
105	111	107	106	118	109	114	118	103
54%	39%	5%	46%	44%	38%	38%	43%	39%

Miostatien	
Q204X	Nie Getoets
NT821	Nie Getoets
F94L	Nie Getoets

Geb. Gewig	205D Gewig	365D Gewig	540D Gewig	GDT Indeks	VOV Indeks	Skrotum	LH
34kg	204kg | 108 (6)	264kg | 110 (7)	-	-	-	- (B1)	-

VERKOPER OPMERKINGS:

LOT 100 (F)

ADM 240002



Kuddeboek	B
Geb. dtm	2024-02-01
Oud.	1j 7m
Inteling	4%

GH 140006
Spn Mat. 99

Ouerskap	Vaar	Moer
DNS		
Genomies		

XY 100005
Spn Mat. 115

M 040002

H 980003
Oud. 15j | Gem. SI 94
Kalwers 11 | Gespeen 5

GH 110022
Oud. 5j | OEK 35m | TKP 399d
Kalwers 3 | Gespeen 3 | Spn. Mat. 76
Gem. SI 89 | Spn. Mat. 76

HBH 061041

GH 070006
Oud. 11j | Gem. SI 104
Kalwers 8 | Gespeen 7

ADM 170027
Oud. 8j | OEK - | TKP 407d
Kalwers 5 | Gespeen 4 | Spn. Mat. 118
Gem. SI 101 | KKG 6.36 | KKS 45.7
Kalwings: 20-10, 21-10, 22-12, 24-02, 25-04

AM 090025
Spn Mat. 112

HBH 060976

AM 070002
Oud. 18j | Gem. SI 99
Kalwers 11 | Gespeen 7

A.D. MULLINS
Grahamstown, Eastern Cape
mullins@isat.co.za
P.O. BOX 430,,KENTON-ON-SEA, 6191

KOEIWAARDE	107
96	Kalfgemak Waarde
95	Kalfgroei Waarde
108	Melk Waarde
99	Onderhoudswaarde
119	Vrugbaarheidswaarde
GROEI WAARDE	118
KARKAS WAARDE	97
PRODUKSIE WAARDE	109

LOGIX GENETICS GENETICA — EBV Analise 2025-08-15

Kalf en Moeder				Vrugbaarheid			
Geb. Dir.	Geb. Mat.	Spn. Dir.	Spn. Mat.	Skr. Omtr.	Vers Vrugb.	Koei Vrugb.	Lanklew.
95	104	95	108	99	114	119	106
71%	49%	54%	48%	49%	33%	16%	46%

Na-Speen Groei			Raam			Karkas		
Na-Speen	GDT	VOV	Volw. Gewig	Hoogte	Lengte	OSO	Vet	Mar
96	114	108	99	110	101	84	65	67
50%	43%	6%	50%	47%	42%	41%	45%	41%

Miostatien	
Q204X	Nie Getoets
NT821	Nie Getoets
F94L	Nie Getoets

Geb. Gewig	205D Gewig	365D Gewig	540D Gewig	GDT Indeks	VOV Indeks	Skrotum	LH
32kg	255kg | 103 (2)	261kg | 103 (10)	-	-	-	- (B1)	-

VERKOPER OPMERKINGS:

DRAFT

LOT 101 (F)

ADM 240008



Herd Book	SP
Birth date	2024-03-12
Age	1y 6m
Inbreeding	5%

Parentage	Sire	Dam
DNA		
Genomic		

ADM 200041
Wean Mat. 101

GH 140006
Wean Mat. 99

XY 100005

GH 110022
Age 5y | Avg. WI 89
Calves 3 | Weaned 3

ADM 160016
Age 8y | AFC 34m | ICP 367d
Calves 6 | Weaned 6 | Wean Mat. 118
Avg. WI 102 | Wean Mat. 118

GH 120013

ADM 110024
Age 6y | Avg. WI 112
Calves 3 | Weaned 1

ADM 180042
Age 6y | AFC 25m | ICP 373d
Calves 5 | Weaned 4 | Wean Mat. 88
Avg. WI 94 | CCB 6.49 | CCW 42.2
Calvings: 21-02, 22-04, 23-03, 24-03, 25-03

HBH 040858
Wean Mat. 90

BG 960053

HBH 980330
Age 16y | Avg. WI 105
Calves 13 | Weaned 13

ASE 080032
Age 13y | AFC - | ICP 430d
Calves 9 | Weaned 9 | Wean Mat. 102
Avg. WI 101 | Wean Mat. 102

CR 020015

A.D. MULLINS
Grahamstown, Eastern Cape
mullins@isat.co.za
P.O. BOX 430,,KENTON-ON-SEA, 6191

COW VALUE	93
85	Calving Ease Value
104	Calf Growth Value
93	Milk Value
95	Maintenance Value
107	Fertility Value
GROWTH VALUE	88
CARCASS VALUE	87
PRODUCTION VALUE	90

LOGIX GENETICS | GENETICA — EBV Analysis 2025-08-15

Calf and Mother				Fertility			
Birth Dir.	Birth Mat.	Wean Dir.	Wean Mat.	Scr. Circ.	Heifer Fert.	Cow Fert.	Longev.
85	106	104	93	90	110	105	110
71%	45%	66%	48%	45%	32%	18%	43%

Post-Wean Growth			Frame			Carcass		
Post Wean	ADG	FCR	Mature Weight	Height	Length	EMA	Fat	Mar
100	85	91	105	100	89	88	90	93
55%	38%	7%	46%	43%	38%	37%	41%	37%

Myostatin	
Q204X	Not Tested
NT821	Not Tested
F94L	Not Tested

Birth Weight	205D Weight	365D Weight	540D Weight	ADG Index	FCR Index	Scrotum	LH
34kg	191kg | *101 (9)*	267kg | *105 (10)*	-	-	-	- *(B1)*	-

SELLER REMARKS:

LOT 102 (F)

ADM 240009



Herd Book	SP
Birth date	2024-03-16
Age	1y 6m
Inbreeding	6%

Parentage	Sire	Dam
DNA		
Genomic		

GH 190009
Wean Mat. 95

AVR 150076
Wean Mat. 111

AVR 110050

V 120123
Age 3y | Avg. WI 99
Calves 1 | Weaned 1

GH 160063
Age 4y | AFC 34m | ICP 445d
Calves 2 | Weaned 2 | Wean Mat. 90
Avg. WI 101 | Wean Mat. 90

ASE 060103

GH 11015A
Age 11y | Avg. WI 101
Calves 8 | Weaned 8

ADM 190056
Age 5y | AFC 26m | ICP 375d
Calves 4 | Weaned 3 | Wean Mat. 97
Avg. WI 99 | CCB 7.53 | CCW 47.2
Calvings: 22-02, 23-03, 24-03, 25-03

TT 150053
Wean Mat. 106

AM 100079

XY 100030
Age 12y | Avg. WI 100
Calves 9 | Weaned 7

GH 140095
Age 8y | AFC 35m | ICP 364d
Calves 6 | Weaned 5 | Wean Mat. 95
Avg. WI 100 | Wean Mat. 95

HBH 040858

ADM 070005
Age 18y | Avg. WI 102
Calves 11 | Weaned 10

A.D. MULLINS
Grahamstown, Eastern Cape
mullins@isat.co.za
P.O. BOX 430,,KENTON-ON-SEA, 6191

COW VALUE	94
80	Calving Ease Value
112	Calf Growth Value
96	Milk Value
95	Maintenance Value
96	Fertility Value
GROWTH VALUE	89
CARCASS VALUE	98
PRODUCTION VALUE	91

LOGIX GENETICS | GENETICA — EBV Analysis 2025-08-15

Calf and Mother				Fertility			
Birth Dir.	Birth Mat.	Wean Dir.	Wean Mat.	Scr. Circ.	Heifer Fert.	Cow Fert.	Longev.
81	96	112	96	105	94	97	106
73%	44%	67%	47%	51%	29%	16%	44%

Post-Wean Growth			Frame			Carcass		
Post Wean	ADG	FCR	Mature Weight	Height	Length	EMA	Fat	Mar
104	94	94	104	99	95	106	115	91
56%	45%	7%	44%	49%	45%	44%	48%	44%

Myostatin	
Q204X	Not Tested
NT821	Not Tested
F94L	Not Tested

Birth Weight	205D Weight	365D Weight	540D Weight	ADG Index	FCR Index	Scrotum	LH
35kg	201kg | *107 (9)*	268kg | *106 (10)*	-	-	-	- *(B1)*	-

SELLER REMARKS:

DRAFT

LOT 103 (F)

ADM 240014



Kuddeboek	SP
Geb. dtm	2024-04-26
Oud.	1j 5m
Inteling	7%

Ouderskap	Vaar	Moer
DNS		
Genomies		

- GH 190009 (Spn Mat. 95)
  - AVR 150076 (Spn Mat. 111)
    - AVR 110050
    - V 120123 — Oud. 3j | Gem. SI 99 | Kalwers 1 | Gespeen 1
  - GH 160063 — Oud. 4j | OEK 34m | TKP 445d | Kalwers 2 | Gespeen 2 | Spn. Mat. 90 | Gem. SI 101 | Spn. Mat. 90
    - ASE 060103
    - GH 11015A — Oud. 11j | Gem. SI 101 | Kalwers 8 | Gespeen 8
- ADM 200052 — Oud. 4j | OEK 27m | TKP 370d | Kalwers 3 | Gespeen 2 | Spn. Mat. 92 | Gem. SI 96 | KKG 6.73 | KKS 41.8 | Kalwings: 23-03, 24-04, 25-03
  - AM 130091 (Spn Mat. 103)
    - R 030012
    - AM 080005 — Oud. 7j | Gem. SI 101 | Kalwers 4 | Gespeen 4
  - ADM 150024 — Oud. 8j | OEK 39m | TKP 346d | Kalwers 6 | Gespeen 4 | Spn. Mat. 103 | Gem. SI 95 | Spn. Mat. 103
    - XY 100005
    - XY 100052 — Oud. 7j | Gem. SI 107 | Kalwers 4 | Gespeen 4

A.D. MULLINS
Grahamstown, Eastern Cape
mullins@isat.co.za
P.O. BOX 430,,KENTON-ON-SEA, 6191

KOEIWAARDE	98
96	Kalfgemak Waarde
102	Kalfgroei Waarde
94	Melk Waarde
110	Onderhoudswaarde
98	Vrugbaarheidswaarde
GROEI WAARDE	88
KARKAS WAARDE	88
PRODUKSIE WAARDE	95

LOGIX GENETICS | GENETRIX — EBV Analise 2025-08-15

Kalf en Moeder				Vrugbaarheid			
Geb. Dir.	Geb. Mat.	Spn. Dir.	Spn. Mat.	Skr. Omtr.	Vers Vrugb.	Koei Vrugb.	Lanklew.
95	110	102	94	108	101	97	102
72%	41%	68%	45%	48%	32%	16%	43%

Na-Speen Groei			Raam			Karkas		
Na-Speen	GDT	VOV	Volw. Gewig	Hoogte	Lengte	OSO	Vet	Mar
87	92	92	89	92	91	95	84	77
58%	42%	12%	44%	46%	42%	41%	44%	41%

Miostatien	
Q204X	Nie Getoets
NT821	Nie Getoets
F94L	Nie Getoets

Geb. Gewig	205D Gewig	365D Gewig	540D Gewig	GDT Indeks	VOV Indeks	Skrotum	LH
30kg	181kg | 97 (9)	229kg | 91 (10)	-	-	-	- (B1)	-

VERKOPER OPMERKINGS:

DRAFT

© Compiled by the South African Stud Book and Livestock Improvement Association
All Pedigree- and Performance Data is as recorded on LOGIX on 18 August 2025

Dier Info				Actual Values						Expected Breeding Values											Indices			Dam		
LOT	Animal ID	Sex	SEC	Birth Wt (kg)	205d Wt (kg)	CCB Ratio	CCW Ratio	Length Height Ratio	Scr. Circ. (mm)	Birth Dir (kg)	Birth Mat (kg)	Wean Dir (kg)	Wean Mat (kg)	Post Wean (kg)	Mature Weight. (kg)	ADG (g/d)	FCR (kg:kg)	Scr. Circ. (mm)	Height. (mm)	Length (mm)	Wean	ADG	Scr. Circ.	Avg. Wean Index	Nr. Calves	Repr. Index
	Breed Average									1.02	0.04	7.0	1.3	11	18	88	-17	13.1	14.0	23.0						
	Auction Average			32	212	6.62	44.9	1.18	341	1.46	-0.13	10.2	1.3	15	26	97	-17	17.7	15	25	102	99	110	102	4.0	109
1	TT 130014	F	SP	34	172	-	-	-	-	1.05	0.10	5.2	6.3	7.6	33.2	112	-23	13.2	22	28	87	-	100	104	12	108
2	ASE 130025	F	SP	31	204	6.67	49.4	-	-	1.62	0.51	5.5	11.7	14.4	51.8	84	-13	23.1	5	22	99	-	122	113	2	99
3	TT 140049	F	SP	31	185	-	36.5	-	-	1.57	0.15	1.1	-2.2	0.5	0.0	66	-8	15.3	8	11	95	-	105	92	6	93
4	TT 170005	F	SP	31	144	-	43.7	-	-	2.12	0.32	10.0	-3.7	11.3	33.3	96	-14	13.2	16	23	116	-	100	116	1	108
5	TT 170055	F	SP	36	204	-	35.8	-	-	1.63	0.45	9.9	1.5	19.7	72.8	111	-36	19.9	21	32	111	-	115	98	10	108
6	TT 180042	F	SP	33	184	-	39.6	-	-	1.79	0.01	10.3	10.5	21.0	60.0	130	-36	25.5	18	37	110	-	128	111	9	110
7	CHK 200145	F	SP	-	160	-	43.6	-	-	0.90	-0.25	5.2	-1.1	4.6	-26.9	53	1	8.8	8	16	98	-	90	98	2	78
8	GH 200009	F	SP	32	226	-	52.4	-	-	1.50	0.00	10.6	-10.2	18.7	39.6	94	-16	11.8	18	25	101	-	97	103	5	104
9	TT 210024	F	SP	29	221	-	36.8	-	-	0.59	-0.33	5.8	1.8	5.8	14.1	85	-19	20.5	11	20	105	-	116	104	9	111
10	TT 220018	F	SP	34	213	-	50	-	-	2.01	-0.55	5.7	-9.5	4.7	3.5	90	-11	21.3	11	19	100	-	118	100	8	109
11	TT 220029	F	SP	34	216	-	42.2	-	-	2.17	-0.48	11.2	-6.0	17.3	46.7	122	-30	25	20	32	102	-	126	96	5	108
12	TT 220041	F	SP	32	187	-	47.9	-	-	1.36	-0.69	6.0	-5.8	7.0	6.1	102	-14	22.4	12	22	86	-	121	98	5	108
13	TT 220063	F	SP	32	243	-	46.3	-	-	1.98	0.02	12.1	7.2	18.4	48.7	114	-15	16.8	19	29	118	-	108	114	4	106
14	TT 220083	F	SP	33	236	-	39.4	-	-	1.06	-0.21	8.4	-2.1	8.6	25.5	73	-8	16	14	22	113	-	106	105	7	108
15	TT 230002	F	SP	28	243	-	54.3	-	-	0.72	-0.04	7.6	1.2	9.5	17.8	112	0	16.7	14	22	100	-	108	100	2	95
16	TT 230005	F	SP	25	191	-	38.1	-	-	-0.82	0.49	8.3	1.6	12.2	28.5	92	-10	18.5	17	26	102	-	112	104	9	111
17	TT 230007	F	SP	30	203	-	47	-	-	1.46	0.51	14.1	-1.3	23.2	44.1	90	0	20.5	15	25	106	-	116	103	2	102
19	TT 230014	F	SP	30	205	-	44.8	-	-	0.66	-0.24	16.3	-0.4	22.4	30.5	74	-2	19.3	15	28	108	-	114	102	7	108
20	TT 230012	F	SP	30	176	-	48.5	-	-	0.16	0.53	6.1	-1.3	5.7	-1.4	52	2	17.9	8	16	90	-	111	94	3	99
20	TT 230012	F	SP	30	176	-	48.5	-	-	0.16	0.53	6.1	-1.3	5.7	-1.4	52	2	17.9	8	16	90	-	111	94	3	99
21	TT 230017	F	SP	30	221	-	46.3	-	-	0.94	0.23	17.9	1.6	27.9	56.0	103	0	26.1	25	35	118	-	129	110	4	104
22	TT 230020	F	SP	27	183	-	34.1	-	-	-0.23	0.65	10.5	-0.6	17.4	46.7	88	-14	21.4	16	27	96	-	118	96	5	108
23	TT 230023	F	SP	32	202	-	45.3	-	-	2.49	-0.19	15.7	7.1	28.1	53.5	121	-37	20.7	23	37	105	-	117	99	3	103
24	TT 230026	F	SP	28	170	-	44	-	-	0.71	-0.42	0.1	3.7	-0.6	-3.4	42	2	6.6	-3	7	87	-	85	94	2	123
25	TT 230034	F	SP	35	200	-	45.7	-	-	3.33	-0.88	14.2	-2.3	18.2	22.2	130	-23	25.4	20	33	102	-	127	99	6	109

DRAFT

© Compiled by the South African Stud Book and Livestock Improvement Association
All Breeding Values and Performance Data is as recorded on LOGIX on 18 August 2025

Dier Info				Werklike Syfers						Verwagte Teelwaardes											Indekse			Moeder		
LOT	Dier ID	Geslag	AFD	Geb. Gewig (kg)	205d Gewig (kg)	KKG Verh.	KKS Verh.	Lengte Hoogte Verh.	Skr. Omtr. (mm)	Geb Dir (kg)	Geb Mat (kg)	Spn Dir (kg)	Spn Mat (kg)	Na-Spn (kg)	Volw. Gewig (kg)	GDT (g/d)	VOV (kg:kg)	Skr. Omtr. (mm)	Hoogte (mm)	Lengte (mm)	Spn.	GDT	Skr. Omtr.	Gem. Spn. Indeks	Aant. Kalw.	Repr. Indeks
		Ras Gemiddeld								1.02	0.04	7.0	1.3	11	18	88	-17	13.1	14.0	23.0						
		Aanbod Gemiddeld		32	212	6.62	44.9	1.18	341	1.46	-0.13	10.2	1.3	15	26	97	-17	17.7	15	25	102	99	110	102	4.0	109
26	TT 230044	V	SP	35	227	-	48.2	-	-	3.43	-0.70	18.2	2.2	27.2	41.9	151	-33	30.5	26	43	118	-	139	117	3	104
27	TT 230049	V	SP	35	206	-	54.3	-	-	3.43	-0.25	11.9	6.5	15.6	18.7	100	-12	9.4	16	26	105	-	92	101	2	101
28	TT 230052	V	SP	23	180	-	41.3	-	-	0.17	-0.38	5.2	5.6	6.2	16.8	87	-7	8.5	10	20	97	-	90	99	2	108
29	TT 230054	V	SP	28	190	-	51.6	-	-	1.25	-0.19	8.0	6.0	13.5	19.2	108	-16	10.2	14	23	100	-	94	98	2	121
30	TT 230055	V	SP	37	177	-	33.1	-	-	2.27	-0.01	4.8	-0.7	11.8	19.2	116	-31	19.7	19	27	86	-	115	93	3	101
31	TT 230057	V	SP	27	193	-	43.5	-	-	-0.75	0.00	8.7	-0.5	10.2	10.0	63	0	17	7	16	102	-	109	102	6	109
32	TT 230061	V	SP	32	202	-	50.1	-	-	2.43	-0.43	12.3	4.8	16.3	18.9	109	-15	11.7	14	26	105	-	97	103	2	123
33	TT 230062	V	SP	30	180	-	34.6	-	-	1.02	0.10	3.3	1.2	3.6	12.6	58	-5	6.4	3	13	92	-	85	97	6	112
34	TT 230063	V	SP	25	213	-	53.8	-	-	0.52	0.02	4.7	4.7	6.3	12.9	88	-12	11.8	8	20	108	-	97	102	2	100
35	TT 230066	V	SP	29	174	-	51.1	-	-	1.25	-0.19	7.3	2.0	8.8	4.2	88	-14	9.4	9	20	89	-	92	90	2	119
36	TT 230067	V	SP	-	207	-	47.3	-	-	2.00	-0.34	13.5	4.9	18.9	27.5	112	-18	18.1	13	27	109	-	111	109	1	124
37	TT 230069	V	SP	35	208	-	44.9	-	-	1.63	0.42	16.5	-2.2	23.0	29.0	80	-6	16.8	13	24	106	-	108	101	4	103
38	TT 230075	V	SP	29	207	-	39.4	-	-	0.22	0.47	12.6	0.6	18.4	28.1	83	-8	17.4	13	25	109	-	110	109	3	105
39	TT 230076	V	SP	29	171	-	34.7	-	-	1.34	-0.29	6.0	6.5	9.5	17.0	87	-15	12.7	8	20	87	-	99	88	3	123
40	TT 230077	V	SP	28	192	-	38.6	-	-	-0.14	-0.02	13.9	-6.0	18.1	19.4	91	-10	21.9	15	23	101	-	120	102	4	121
41	TT 230078	V	SP	30	183	-	39.5	-	-	1.64	-0.12	9.7	6.7	17.5	29.6	130	-40	23.6	21	32	94	-	123	98	4	104
42	TT 230080	V	SP	29	207	-	42.6	-	-	1.58	-0.04	12.2	5.8	21.7	38.2	113	-29	20.5	16	31	109	-	116	108	3	104
43	TT 230081	V	SP	27	186	-	40.5	-	-	-0.57	0.23	8.3	-4.3	10.2	16.0	53	-0	17.2	5	14	98	-	109	96	3	103
44	TT 230082	V	SP	30	201	-	36.8	-	-	0.33	0.41	10.4	2.5	16.1	25.9	95	0	22.3	16	28	105	-	121	105	6	105
45	TT 230083	V	SP	34	171	-	38.6	-	-	1.92	-0.16	7.8	5.4	11.1	12.3	105	-22	12.8	15	25	84	-	99	88	2	120
46	TT 230085	V	SP	35	194	-	38.7	-	-	2.82	-0.22	12.0	-3.5	17.8	19.5	107	-19	22.8	13	25	92	-	122	100	3	123
47	TT 230088	V	SP	34	218	-	36.5	-	-	2.00	-0.48	10.7	-1.9	17.9	34.0	120	-30	21.1	19	29	113	-	118	109	3	118
48	TT 230092	V	SP	34	186	-	42	-	-	2.64	-0.09	10.3	6.9	14.0	21.4	108	-13	10.8	14	23	100	-	95	101	2	120
49	TT 230093	V	SP	33	164	-	28.6	-	-	1.79	-0.47	4.3	4.0	5.4	4.5	84	-13	9.7	6	14	81	-	92	81	1	87
50	TT 230095	V	SP	35	190	-	35.8	-	-	2.66	-0.10	11.0	7.1	14.8	19.8	120	-22	14.3	21	29	95	-	103	105	3	119

DRAFT

© Compiled by the South African Stud Book and Livestock Improvement Association
All Breeding Values and Performance Data is as recorded on LOGIX on 18 August 2025

Dier Info				Actual Values						Expected Breeding Values											Indices			Dam		
LOT	Animal ID	Sex	SEC	Birth Wt (kg)	205d Wt (kg)	CCB *Ratio*	CCW *Ratio*	Length Height *Ratio*	Scr. Circ. *(mm)*	Birth Dir (kg)	Birth Mat (kg)	Wean Dir (kg)	Wean Mat (kg)	Post Wean (kg)	Mature Weight. (kg)	ADG (g/d)	FCR (kg:kg)	Scr. Circ. (mm)	Height. (mm)	Length (mm)	Wean	ADG	Scr. Circ.	Avg. Wean Index	Nr. Calves	Repr. Index
	Breed Average									1.02	0.04	7.0	1.3	11	18	88	-17	13.1	14.0	23.0						
	Auction Average			32	212	6.62	44.9	1.18	341	1.46	-0.13	10.2	1.3	15	26	97	-17	17.7	15	25	102	99	110	102	4.0	109
51	TT 230096	F	SP	32	185	-	42.6	-	-	0.68	0.22	11.3	-1.7	15.5	5.0	72	-9	17.8	12	23	94	-	110	104	3	118
52	TT 230100	F	SP	35	221	-	32.2	-	-	2.80	-0.25	15.0	7.4	27.4	50.7	121	-34	22.3	22	37	100	-	121	100	3	104
53	TT 230101	F	SP	29	205	-	39.9	-	-	1.13	-0.22	8.6	5.6	15.2	29.4	90	-24	18.7	13	25	108	-	112	103	2	98
54	TT 230103	F	SP	31	316	-	48.1	-	-	0.91	0.18	16.8	6.0	25.9	40.8	114	-18	27.6	22	36	112	-	132	112	4	103
55	TT 230104	F	SP	33	283	-	38.4	-	-	2.45	0.08	12.2	8.0	21.7	52.2	128	-34	21.1	23	36	98	-	118	96	3	105
56	TT 230106	F	SP	30	274	-	43.3	-	-	1.72	-0.34	10.0	9.0	18.1	35.9	117	-30	23.2	19	31	96	-	122	99	2	97
57	TT 230107	F	SP	29	-	-	-	-	-	1.88	0.06	7.8	5.7	12.7	29.7	107	-15	11.4	15	23	-	-	96	82	2	125
58	TT 230021	M	SP	30	224	-	-	1.20	330	1.42	-0.96	7.2	5.4	4.3	8.4	46	6	6.4	-3	10	97	92	85	98	3	106
59	TT 230022	M	SP	40	253	-	-	1.17	315	2.82	-0.29	11.8	-5.7	15.5	18.3	112	-26	8.2	26	31	100	99	89	100	4	105
60	TT 230031	M	SP	29	226	-	-	1.17	360	0.43	0.64	15.5	3.8	24.9	38.2	107	-13	25.2	18	32	98	105	127	101	4	107
61	TT 230032	M	SP	40	220	-	-	1.21	365	3.90	-0.01	14.5	-3.1	22.0	34.4	150	-34	22.8	25	38	90	112	122	98	4	107
62	TT 230033	M	SP	31	221	-	-	1.09	325	1.19	0.15	14.5	-1.9	22.6	33.8	83	-1	9.9	24	29	95	103	93	94	3	105
63	TT 230038	M	SP	31	223	-	-	1.18	345	1.93	-0.61	8.3	-0.4	14.5	23.3	136	-36	22.7	22	35	96	98	121	95	3	106
64	TT 230039	M	SP	38	238	-	-	1.23	375	2.52	-0.54	13.6	-0.6	24.4	30.5	154	-39	29.5	28	41	100	105	136	101	6	107
65	TT 230041	M	SP	30	235	-	-	1.16	360	0.33	-0.64	2.9	4.6	-1.2	4.4	28	9	11.8	-10	5	102	82	97	108	11	114
66	TT 230047	M	SP	29	190	-	-	1.17	345	0.26	-0.96	5.0	-6.3	4.8	5.2	108	-27	25.7	11	21	100	94	128	98	5	108
67	TT 230068	M	SP	31	254	-	-	1.19	345	0.68	0.68	15.3	4.6	24.0	44.3	94	-12	23	16	32	111	100	122	114	4	106
68	TT 230070	M	SP	34	246	-	-	1.16	370	1.45	0.40	18.3	7.1	29.6	47.4	133	-31	33.3	30	43	106	92	145	107	4	108
69	TT 230071	M	SP	35	233	-	-	1.18	365	1.54	0.55	15.8	-1.4	25.6	36.9	88	-5	26.1	8	22	99	111	129	106	4	105
70	TT 230084	M	SP	31	207	-	-	1.22	335	1.17	-0.16	8.0	1.8	12.8	32.7	99	-38	22	14	25	100	101	120	96	4	105
71	TT 230087	M	SP	36	221	-	-	1.21	310	1.68	-0.02	1.6	4.2	0.2	7.4	65	-5	4.7	4	14	92	99	81	98	4	108
72	TT 230090	M	SP	30	235	-	-	1.17	320	0.10	0.62	11.0	-4.9	12.8	19.0	75	-7	21.3	17	20	102	98	118	102	2	94
73	TT 230091	M	PEN	32	246	-	-	1.22	290	1.15	-0.25	11.1	8.8	18.2	22.5	63	2	3.9	11	28	107	92	79	113	4	107
74	TT 240014	M	SP	25	234	-	60.5	-	-	-0.22	-0.29	13.4	-3.6	16.3	25.0	86	-8	23.6	12	24	110	-	123	110	1	125
75	TT 240021	M	SP	32	256	-	54.3	-	-	1.49	0.49	17.6	0.2	26.8	52.7	107	-13	22.4	20	32	116	-	121	116	2	123

© Compiled by the South African Stud Book and Livestock Improvement Association
All Breeding Values and Performance Data is as recorded on LOGIX on 18 August 2025

Dier Info				Werklike Syfers						Verwagte Teelwaardes											Indekse			Moeder		
LOT	Dier ID	Geslag	AFD	Geb. Gewig (kg)	205d Gewig (kg)	KKG Verh.	KKS Verh.	Lengte Hoogte Verh.	Skr. Omtr. (mm)	Geb Dir (kg)	Geb Mat (kg)	Spn Dir (kg)	Spn Mat (kg)	Na-Spn (kg)	Volw. Gewig (kg)	GDT (g/d)	VOV (kg:kg)	Skr. Omtr. (mm)	Hoogte (mm)	Lengte (mm)	Spn.	GDT	Skr. Omtr.	Gem. Spn. Indeks	Aant. Kalw.	Repr. Indeks
		Ras Gemiddeld								1.02	0.04	7.0	1.3	11	18	88	-17	13.1	14.0	23.0						
		Aanbod Gemiddeld		32	212	6.62	44.9	1.18	341	1.46	-0.13	10.2	1.3	15	26	97	-17	17.7	15	25	102	99	110	102	4.0	109
76	TT 240024	M	SP	25	217	-	53.9	-	-	0.64	-0.71	4.7	-0.3	6.2	14.0	64	-6	10.5	3	15	101	-	94	101	1	128
77	TT 240026	M	SP	30	228	-	51.4	-	-	2.03	-0.84	12.1	-4.8	17.6	26.3	119	-27	27.3	19	31	103	-	132	98	2	122
78	TT 240027	M	SP	31	223	-	47.9	-	-	2.45	-0.62	9.2	-4.1	14.1	24.1	116	0	23	17	27	100	-	122	103	2	102
79	TT 240028	M	SP	29	199	-	51.7	-	-	1.88	-0.37	9.2	-9.0	12.8	7.2	116	-28	25.6	20	26	88	-	128	95	2	112
80	TT 240030	M	SP	25	246	-	58.3	-	-	1.69	-0.95	14.0	-3.1	18.0	29.1	133	-21	24.6	22	33	115	-	126	115	1	89
81	TT 240038	M	SP	31	235	-	57.9	-	-	1.43	-0.37	9.5	1.7	13.0	18.9	58	-4	9.8	1	16	106	-	93	108	3	104
82	TT 240039	M	SP	38	264	-	53.4	-	-	4.01	-0.24	21.6	0.9	35.2	51.4	159	-40	28.2	27	44	117	-	134	111	5	108
83	TT 240042	M	SP	33	241	-	56.2	-	-	1.71	-0.76	8.8	4.8	8.7	12.6	48	2	10.8	-1	15	108	-	95	101	7	109
84	TT 240045	M	SP	33	210	-	48.8	-	-	1.74	-0.71	9.2	-5.9	13.3	12.9	116	-22	24.5	15	26	92	-	125	98	5	108
85	TT 240047	M	SP	27	236	-	57.5	-	-	1.60	-0.30	7.2	-0.6	8.4	13.7	113	0	22	19	28	109	-	120	109	1	99
86	TT 240053	M	SP	25	269	-	64.3	-	-	-0.02	-0.05	17.1	2.6	22.9	44.9	102	-5	20.1	19	33	129	-	116	129	1	126
87	TT 240055	M	SP	-	229	-	55.8	-	-	0.96	0.04	12.3	-1.1	14.3	19.0	86	0	21.6	16	26	100	-	119	100	1	125
88	TT 240073	M	SP	32	252	-	48.6	-	-	1.00	-0.32	19.9	-1.0	26.6	38.1	81	-4	20.2	17	31	114	-	116	102	7	108
89	TT 240082	M	SP	35	236	-	47.4	-	-	2.32	-0.21	11.4	3.6	13.4	22.1	90	0	18.9	14	24	104	-	113	105	6	105
90	TT 240094	M	SP	38	252	-	43.8	-	-	2.23	0.02	20.6	1.4	29.1	44.3	94	-8	22.5	18	34	111	-	121	113	4	107
91	E 130009	V	B	34	207	7.13	41.8	-	-	2.31	-0.20	10.8	7.6	20.1	52.4	61	2	1.4	15	20	103	-	74	100	6	101
92	ADM 140003	V	B	32	167	-	43.9	-	-	0.39	-0.81	12.6	0.2	17.7	5.7	115	-27	12.5	19	31	100	-	99	100	1	-
93	TT 170044	V	SP	34	190	-	43.4	-	-	2.14	-0.14	8.3	8.5	6.3	19.6	80	-16	10.3	19	22	102	-	94	108	11	114
94	TT 180041	V	SP	30	181	-	42.1	-	-	2.01	0.54	13.3	4.4	20.9	48.8	135	-30	15.4	30	41	107	-	105	105	7	108
95	TT 180044	V	SP	33	168	-	38.7	-	-	0.66	-0.57	4.9	-7.6	5.2	8.1	38	-11	10.9	4	9	98	-	95	93	14	118
96	GA 220324	V	B	36	245	-	44.2	-	-	1.19	0.11	5.5	3.0	12.9	24.1	98	-20	18.1	15	20	119	-	111	107	4	107
97	ADM 230019	V	B	32	208	-	-	-	-	1.49	-0.47	6.2	3.3	7.5	9.2	90	0	15.2	15	23	100	-	105	105	3	119
98	ADM 230031	V	SP	33	196	6.21	43.4	-	-	1.28	-0.46	7.5	-1.5	11.4	20.4	126	-24	17.3	25	28	103	-	109	103	6	110
99	ADM 230046	V	SP	34	204	-	43.6	-	-	1.49	-0.24	6.7	1.4	15.8	24.4	110	-23	15	25	29	108	-	104	106	11	109
100	ADM 240002	V	B	32	255	-	47	-	-	1.39	-0.11	5.2	3.8	9.6	17.3	115	-23	12.7	20	23	103	-	99	101	5	106

© Compiled by the South African Stud Book and Livestock Improvement Association
All Breeding Values and Performance Data is as recorded on LOGIX on 18 August 2025

Dier Info				Actual Values						Expected Breeding Values											Indices			Dam		
LOT	Animal ID	Sex	SEC	Birth Wt (kg)	205d Wt (kg)	CCB *Ratio*	CCW *Ratio*	Length Height *Ratio*	Scr. Circ. *(mm)*	Birth Dir (kg)	Birth Mat (kg)	Wean Dir (kg)	Wean Mat (kg)	Post Wean (kg)	Mature Weight. (kg)	ADG (g/d)	FCR (kg:kg)	Scr. Circ. (mm)	Height. (mm)	Length (mm)	Wean	ADG	Scr. Circ.	Avg. Wean Index	Nr. Calves	Repr. Index
	Breed Average									1.02	0.04	7.0	1.3	11	18	88	-17	13.1	14.0	23.0						
	Auction Average			32	212	6.62	44.9	1.18	341	1.46	-0.13	10.2	1.3	15	26	97	-17	17.7	15	25	102	99	110	102	4.0	109
101	ADM 240008	F	SP	34	191	6.37	47.5	-	-	2.26	-0.18	8.7	-0.7	11.6	23.3	59	-10	8.5	14	16	101	-	90	94	5	117
102	ADM 240009	F	SP	35	201	7	43.2	-	-	2.53	0.17	11.9	0.2	13.7	22.5	76	-12	15.3	14	19	107	-	105	99	4	117
103	ADM 240014	F	SP	30	181	6.37	35.8	-	-	1.44	-0.29	7.9	-0.5	4.3	5.4	72	-11	16.8	10	17	97	-	108	96	3	116

DRAFT

© Compiled by the South African Stud Book and Livestock Improvement Association
All Breeding Values and Performance Data is as recorded on LOGIX on 18 August 2025

EXPLANATION OF CATALOGUE ABBREVIATIONS		VERDUIDELIKING VAN KATALOGUS AFKORTINGS	
Lot Number	LOT	LOT	Lot Nommer
Estimated breeding value	EBV	EBV	Beraamde teelwaarde
Parentage verification	Parentage	Ouerskap	Ouerskap verifikasie
Age in years	AGE	OUD.	Ouderdom in jaar
Age at First Calving	AFC	OEK	Ouderdom met Eerst Kalwing
Intercalving Period	ICP	TKP	Tussen-Kalf Periode
Number of calvings	Calvings	Kalwings	Aantal kalwings
Number of calves weaned	Weaned	Gespeen	Aantal kalwers gespeen
Average Wean index	Avg. WI	Gem. SI	Gemiddelde speen indeks
Animal identification number	ID	ID	Dier se identifikasie nommer
Herd Book Section	SEC	AFD	Kuddeboek Afdeling
Herd Book Section: Pending Registration	PEN	PEN	Kuddeboek Afdeling: Wag vir Registrasie
Herd Book Section: Not for Registration	NFR	NFR	Kuddeboek Afdeling: Nie vir Registrasie
Herd Book Section: Foundation Generation	FO	FO	Kuddeboek Afdeling: Fondasie Generasie
Herd Book Section: Appendix A	A	A	Kuddeboek Afdeling: Aanhangsel A
Herd Book Section: Appendix B	B	B	Kuddeboek Afdeling: Aanhangsel B
Herd Book Section: Studbook Proper, a registered animal	SP	SP	Kuddeboek Afdeling: Studbook Proper, 'n geregistreerde dier
Genomically Tested	GT	GT	Genomies Getoets
Homozygous Horned (Celtic test)	HH(c)	HH(c)	Homosigoties horings (Celtic toets)
Homozygous Polled (Celtic test)	PP(c)	PP(c)	Homosigotiets Poena (Celtic toets)
Heterozygous Polled (Celtic test)	Pp(c)	Pp(c)	Heterosigoties Poena (Celtic toets)
Phenotypically Polled	P	P	Fenotipies Poena
Birth Direct breeding value	Birth Dir.	Geb. Dir	Geboorte Direk teelwaarde
Wean Direct breeding value	Wean Dir.	Spn. Dir.	Speen Direk teelwaarde
Wean Maternal breeding value	Wean Mat.	SPn. Mat.	Speen Maternaal teelwaarde
Scrotal Circumference	Scr. Circ.	Skr. Omt.	Skrotum omtrek
Heifer Fertility	Heifer Fert.	Vers Vrugb.	Vers Vrugbaarheid
Cow Fertility	Cow Fert.	Koei Vrugb.	Koei Vrugbaarheid
Longevity	Longev.	Lankl.	Lanklewendheid
Mature Weight	Mat. Wt.	Volw. Gewig	Volwasse gewig
Average Daily Gain (g/day)	ADG	GDT	Gemiddelde Daaglikse Toename
Feed Conversion Ratio (kg:kg)	FCR	VOV	Voeromset Verhouding
Eye Muscle Area	EMA	OSO	Oogspier grootte
Backfat Thickness	Fat	Vet	Rugvet Diepte
Marbeling (intra-muscular fat)	Mar	Mar	Marmering (binne-spierse vet)
Actual Birth weight	Birth Wt.	Geb. gewig	Werklike Geboorte gewig
205-day Dam-age corrected weight	205d Wt.	205d gewig	205-dag Moeder-ouderdom gekorrigeerde gewig
365-day weight index	365D Index	365D Indeks	365-dae gewig indeks
540-day weight index	540D Index	540D Indeks	540-dae gewig indeks
Length-Height ratio	LH	LH	Lengte-Hoogte Verhouding
Cow-Calf Birth Ratio	CCG	KKG	Koei-Kalf Geboorte Verhouding
Cow-Calf Wean Ratio	CCW	KKS	Koei-Kalf Speen Verhouding
Average Weaning Index	Avg. WI	Gem. SI	Gemiddelde speen indeks
Number of Calves	Nr. Calves	Aant. Kalw.	Aantal kalwers
Reproduction Index	Repr. Index	Repr. Indeks	Reproduksie indeks
Animal sex: M - Male, F - Female	M / F	M / V	Dier geslag: M - Manlik, V - Vroulik

DRAFT