AMPTELIKE VEILINGSKATALOGUS VIR / OFFICIAL AUCTION CATALOGUE FOR

NU-ALCADE OPMERKINGS

Veilingsdatum / Auction Date:
25 September 2025

Data soos op / Data as on:
25 August 2025

BONSMARA
SA

SA STAMBOEK
STUD BOOK

DRAFT

SALES UNDER AUSPICES OF BONSMARA SA

Bonsmara stud breeding is subject to the stipulations of the Livestock Improvement Act and conforms to the standards of Bonsmara SA. The Society therefore has the right to implement certain controls to ensure the accuracy of information regarding Parentage, Performance and Estimated Breeding Values.

Information regarding Parentage, Performance and Estimated Breeding Values of animals, as supplied by the breeder, have been verified and compared to the official database of LOGIX BEEF. Bonsmara SA therefore, confirms the accuracy of such information.

To the knowledge of the Society these controls have been carried out accurately. However, the Society does not take any responsibility for incorrect information through printing errors or incorrect information provided by the breeder.

Animals on such sales have been visually screened by Inspectors of Bonsmara SA and comply with the Bonsmara Minimum Breed Standards as stipulated by the Society.

The Society DOES NOT have any control over:

- Immunization and health status of animals
- Pregnancy status of cows and heifers
- Suitability of a bull for breeding
- Fertility status as well as venereal diseases and
- Commercial animals

Since the above is not classified as information regarding Parentage, Performance and Estimated Breeding Values, it DOES NOT fall within the jurisdiction of the meaning "Under the Auspices of Bonsmara SA".

VEILINGS ONDER BESKERMING VAN BONSMARA SA

Bonsmara stoetteling wat onderhewig is aan die bepalings van die Veeverbeteringswet, vind plaas onder die vaandel van Bonsmara SA. Daarom behou die Genootskap hom die reg voor om kontroles volgens bepaalde prosedures uit te oefen ten opsigte van Ouerskap inligting, Prestasiedata en Beraamde Teelwaardes.

Ouerskap inligting, Prestasiedata en Beraamde Teelwaardes soos deur die teler voorsien vir die doel van hierdie katalogus, is gekontroleer en vergelyk met die amptelike databasis soos gehou deur LOGIX BEEF. Bonsmara SA bevestig dus die korrektheid van sodanige inligting.

Alhoewel die kontroles na die beste wete van die Genootskap gedoen is, kan die Genootskap egter nie verantwoordelik gehou word vir foutiewe inligting as gevolg van drukkersfoute of verkeerde inligting deur die telers verskaf nie.

Diere wat op hierdie veilings aangebied word, is onderwerp aan 'n proses van visuele inspeksie deur Keurders van Bonsmara SA en voldoen aan die Bonsmara Minimum Rasstandaarde soos bepaal deur die Genootskap.

Die Genootskap het egter GEEN beheer oor:

- Immunisering en gesondheidstatus van diere
- Dragtigheidstatus van koeie en verse
- Teelgeskiktheid van bulle
- Vrugbaarheidstatus, asook geslagsiektes en
- Kommersiële diere nie.

Aangesien bogenoemde nie val onder die bedoeling met Ouerskap inligting, Prestasiedata en Beraamde Teelwaardes nie, sorteer dit NIE onder die jurisdiksie van die bedoeling "Onder beskerming van Bonsmara SA" nie.

DRAFT

© Compiled by the South African Stud Book and Livestock Improvement Association
All Pedigree- and Performance Data has been certified as correct

ANIMAL AND PEDIGREE INFORMATION

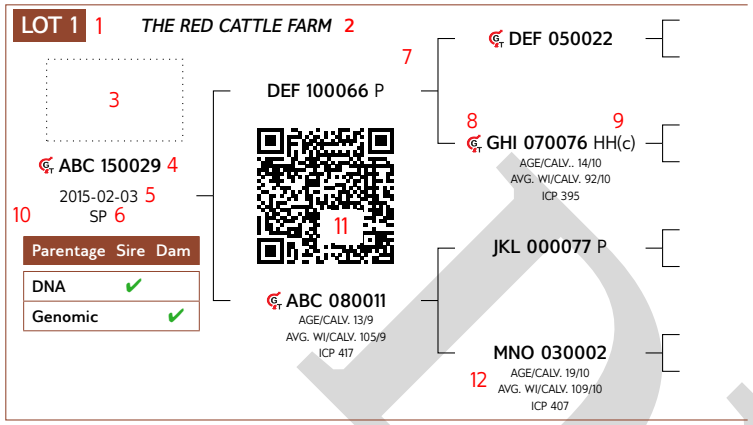

1. Lot Number
2. Owner of the animal
3. Herd's logo (if available)
4. Animal Identification Number
5. Birth date
6. Herd book section - NFR / PEN / F0 / A / B / SP
7. Four (4) generation pedigree
8. Genomic testing - it is indicated with the **GT** logo
9. Polled Status - the status will only be printed for animals that have been tested
10. Parentage Verification - a green tick (✔) indicates that the sire and/or dam has been verified via either microsatellite (DNA), or Genomic testing
11. QR Code - This code can be scanned with a smartphone or tablet. It redirects to the animal's information on **www.SABeefBulls.com** where all information for the animal is available.
12. Dam information
    - Age and Number of Calvings
    - Average Wean Index and Number of Calves Weaned
    - Intercalving Period

MYOSTATIN STATUS

The animal's status, if tested for myostatin variants, is indicated as follows:

- Not Tested
- 0 - Normal
- 1 - Heterozygous / Carrier of Double-Muscling gene
- 2 - Homozygous / Double-Muscled

LOGIX SELECTION VALUES

Calving Ease Value	Weaner Calf Value	Fertility Value	Maintenance Value	Cow Value	Growth Value	Carcass Value
109	98	111	99	101	98	103
1	2	3	4	5	6	7



5 LOGIX Cow Value

Selection of:

- Fertile cows,
- with low maintenance,
- that calf easily,
- and wean heavy calves relative to own weight

1 Calving Ease Value	EBVs Birth Direct & Maternal
Calf Growth Value	EBV Wean Direct
3 Fertility Value	EBVs Cow & Heifer Fertility, EBV Longevity
Milk Value	EBV Wean Maternal
4 Maintenance Value	EBVs Mature weight & Milk

2 LOGIX Weaner Calf Value

Selection for heavy weaners

Measurements: Weaning weight, Birth weight, and Mature weight

EBVs: Wean direct & maternal, Birth direct & maternal, Mature weight

6 LOGIX Growth Value

Selection for efficient growers on veld and in feedlot

Measurements: Phase C and D Growth test traits

EBVs: Weaning weight, End weight, ADG and Intake

7 LOGIX Carcass Value

Selection for higher meat yields on a carcass

Measurements: Phase C and D Growth test traits, RTU scanning traits

EBVs: End weight, Eye Muscle Area and Fat

HOW TO USE SELECTION VALUES

Sub-values sould also be compatible with your selection goal. Don't select only on the Cow Value

AVERAGE ANIMALS

(NO GROWTH EXTREMES)

- Selection Values 90 to 110
- Cow Value & Fertility Value average to high

A safe choice, as animals are profitble in most environments.

GROWERS

(GOOD ENVIRONMENT)

- Weaner Calf / Growth Value > 110
- Cow Value & Fertility Value average to high

Growers are heavier at birth (lower Calving Ease Value), and heavier at maturity (lower Maintenance Value).

LOW-MAINTENANCE ANIMALS

(HARSH ENVIRONMENT)

- Maintence Value > 110
- Cow Value & Fertility Value average to high

Lighter cows have a lower maintenance (higher Maintenance Value).

INTERPRETATION OF BREEDING VALUE INDICES AND SELECTION VALUES

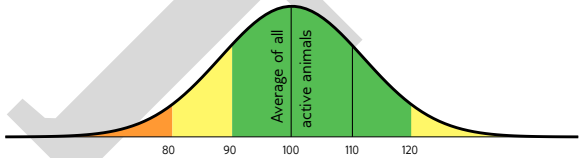

Average between 90 and 110, Acceptable between 80 and 120

DRAFT

© Compiled by the South African Stud Book and Livestock Improvement Association
All Pedigree- and Performance Data has been certified as correct

EXPLANATION OF BREEDING VALUES AND SELECTION VALUES

		Traits		Description/Measurement	Goal	General Guidelines						
							<80	<90	90-110	>110	>120	
Selection Values	5	**Cow Value**	CV	Combination of Calving Ease, Calf Growth, Milk, Maintenance and Fertility Values (Rand-Value)	Profitable Cow	Loss						Profit
	1	**Calving Ease Value**	CEV	Risk for calving problems (calf too heavy) vs calf too small	Average birth weight	High						Low
		Calf Growth Value	CGrV	Calf's genetic ability for pre-weaning growth	Heavy weaner calf	Light						Heavy
		Milk Value	MlkV	Cow's genetic mothering and milking ability	Enough milk for the calf	Less						More
	4	**Maintenance Value**	MntV	Maintenance requirements of cow (cow weight and milk)	Low cow maintenance	High					*	Low
	3	**Fertility Value**	FertV	Fertility and retention of cows and heifers	Fertile cows	Low						High
	2	**Weaner Calf Value**	WnCV	Combination of calf's weight and cow's milk	Heavy weaner calves	Light						Heavy
	6	**Growth Value**	GV	Efficient growth on veld and in feedlot (Rand-value)	Profitable growth	Loss						Profit
	7	**Carcass Value**	VarcV	Meat on carcass (Weight and RTU EBVs)	More meat on the carcass	Less						More
		Production Value	PV	Combination of Cow- and Growth values (Rand-value)	Profitable animals	Loss						Profit
Cow & Heifer	8	**Birth Weight Direct**	BD	Birth weight (Calf's genetic ability)	Average birth weight	Heavy						Light
		Birth Weight Maternal	BM	Birth weight (Cow's genetic ability)	Easy calving	Heavy						Light
	9	**Weaning Weight Direct**	WD	Weaning weight (Calf's genetic ability)	Heavy weaner calves	Light						Heavy
	10	**Weaning Weight Maternal**	WM	Weaning weight (Cow's genetic ability)	Good mothers	Poor						Good
	18	**Mature Cow Weight**	MW	Cow weight at weaning of first three calves	Average mature cow weight	Light				*	*	Heavy
		Cow-Calf Birth	CCB	EBV Birth Direct / EBV Mature Cow weight	Average	Low						High
		Cow-Calf Wean	CCW	EBV Wean Direct / EBV Mature Cow weight	High calf-cow ratio	Low						High
Fertility	12	**Heifer Fertility**	HF	Age at first calving	Fertile heifers	Less						More
	13	**Cow Fertility**	CF.E	First 3 inter-calving periods (ICPs)	Fertile cows	Less						More
	11	**Scrotal Circumference**	SC	Scrotal circumference as measured during the growth test	Fertile bulls	Less						More
	14	**Longevity**	LG	Retention of progeny	Acceptable progeny	Poor						Good
Growth & Frame	15	**Post-Wean Weight**	PWn	12- and 18 month weights	Good post-wean growth	Low					*	High
	16	**Average Daily Gain**	ADG	Average daily gain	Good growth	Poor						Good
	17	**Feed Conversion Ratio**	FCR	100g feed intake / g weight gain	Feed efficiency	Poor						Good
		Final Test Weight	FW	Final weight in the growth test	Heavy carcass	Light					*	Heavy
	19	**Height**	H	Shoulder height in growth test	Average height	Short						Tall
	20	**Length**	L	Length in growth test	Longer for more muscle	Short						Long
	24	**Length-Height Ratio**	LH	EBV Length / EBV Height	Longer rather than tall	<1						>1
Carcass	21	**Eye Muscle Area**	EMA	RTU measured eye muscle area	Bigger steaks	Small						Big
	22	**Fat Thickness**	Fat	RTU measured P8 backfat thickness	Carcass quality	Thin						Thick
	23	**Marbling**	Mar	RTU measured % of intra-muscular fat	Juicy meat	Low						High
		Dressing Percentage	D%	Carcass weight / Live weight	High dressing percentage	Low						High

* Determined by own selection goal

GENETIC VALUES - BUILDING BLOCKS

Calf and Mother			Fertility				Post-Wean Growth			Frame			Carcass		
Birth Dir.	Wean Dir.	Wean Mat.	Scrot. Circ.	Heifer Fert.	Cow Fert.	Longev.	Post Wean	ADG	FCR	Mature Weight	Height	Length	EMA	Fat	Mar
99	99	90	97	75	92	85	100	94	93	92	123	110	104	100	79
8	9	10	11	12	13	14	15	16	17	18	19	20	21	22	23

The Logix Selection Values are compiled of specific genetic building blocks, as indicated in the selection value descriptions on the previous page. These genetic building blocks are indicated in the catalogue by their Breeding Value Indices.

PHENOTYPIC VALUES

Wean Index	365D Index	540D Index	ADG Index	FCR Index	Scrotum	LH
109	104	105	122	117	327	1.22
			16	17	11	24

- Wean, 365D, 504D, ADG and FCR Indices - phenotypic index obtained within the animal's contemporary group
- Scrotum - adjusted scrotal circumference, in mm, as measured during the growth test
- Length-Height Ratio (LH) - the animal's length / height ratio as measured during the growth test

DRAFT

BULLS

LOT 1 — *THINUS MARITZ BOERDERY*

TMB 220291 HH(c)
2022-08-28
SP

Parentage	Sire	Dam
DNA	✔	
Genomic	✔	

- **TMB 190444 HH(c)**
  - **CEF 160333 HH(c)**
    - CEF 130441
    - CEF 120141 — AGE/CALV. 13/9, AVG. WI/CALV. 106/7
  - **TMB 150509** — AGE/CALV. 10/8, AVG. WI/CALV. 104/7, ICP 393
    - MMJ 080086
    - HJS 000153 — AGE/CALV. 15/13, AVG. WI/CALV. 99/12
- **TMB 190134** — AGE/CALV. 5/4, AVG. WI/CALV. 113/4, ICP 371
  - **BBM 140034 HH(c)**
    - BBM 080070
    - JRB 030026 — AGE/CALV. 18/15, AVG. WI/CALV. 109/14
  - **HJS 110161** — AGE/CALV. 11/9, AVG. WI/CALV. 104/9, ICP 401
    - HJS 070115
    - HJS 030273 — AGE/CALV. 10/8, AVG. WI/CALV. 95/9

Calving Ease Value	Weaner Calf Value	Fertility Value	Maintenance Value	Cow Value	Growth Value	Carcass Value
126	113	74	109	103	105	116

Calf and Mother			Fertility				Post-Wean Growth			Frame			Carcass		
Birth Dir.	Wean Dir.	Wean Mat.	Scr. Circ.	Heifer Fert.	Cow Fert.	Longev.	Post Wean	ADG	FCR	Mature Weight	Height	Length	EMA	Fat	Mar
122	105	91	66	86	68	106	101	96	75	90	80	82	99	118	114

Wean Index	365D Index	540D Index	ADG Index	FCR Index	Scrotum	LH
112	-	-	110	-	331	1.28

Myostatin	
Q204X	0
NT821	0
F94L	0

REMARKS: Sterk bul, vol voorkwart. Besonderse sprong van rib. Breed in kop, nek, skof - dik in lyf. Sterk bene en kloue. Geskik vir uitgegroeide verse. Sterk Tw's. Gebruik in kudde. SC:380

LOGIX EBV Analysis: 2025-08-17

LOT 2 — *INTERSWART INGDIENSTE EDMS BPK*

FDS 220142
2022-09-28
SP

Parentage	Sire	Dam
DNA	✔	✔
Genomic		

- **ABB 160024 HH(c)**
  - **ABB 090366**
    - HDE 050160
    - ABB 070256 — AGE/CALV. 3/1, AVG. WI/CALV. 106/1
  - **ABB 130114** — AGE/CALV. 10/8, AVG. WI/CALV. 99/8, ICP 372
    - KAN 090003
    - ABB 090216 — AGE/CALV. 5/3, AVG. WI/CALV. 100/3
- **FDS 110084** — AGE/CALV. 13/11, AVG. WI/CALV. 102/10, ICP 378
  - **AEK 040007**
    - AG 960059
    - AEK 010164 — AGE/CALV. 13/12, AVG. WI/CALV. 108/8
  - **FDS 070067** — AGE/CALV. 13/11, AVG. WI/CALV. 98/10, ICP 363
    - NFS 020136
    - FDS 980101 — AGE/CALV. 13/5, AVG. WI/CALV. 89/5

Calving Ease Value	Weaner Calf Value	Fertility Value	Maintenance Value	Cow Value	Growth Value	Carcass Value
102	105	90	91	101	107	105

Calf and Mother			Fertility				Post-Wean Growth			Frame			Carcass		
Birth Dir.	Wean Dir.	Wean Mat.	Scr. Circ.	Heifer Fert.	Cow Fert.	Longev.	Post Wean	ADG	FCR	Mature Weight	Height	Length	EMA	Fat	Mar
104	105	105	99	83	98	101	111	111	108	108	96	97	101	91	95

Wean Index	365D Index	540D Index	ADG Index	FCR Index	Scrotum	LH
104	-	-	119	-	364	1.27

Myostatin	
Q204X	0
NT821	0
F94L	0

REMARKS: Goed aangepaste bul met sterk donker nek en skof. Goeie kapasiteit. Vol lende en goeie stert aanhegting. Bene, kloue en hieldiepte vertoon goed. Geskik vir verse. Sterk Tw's.

LOGIX EBV Analysis: 2025-08-17

LOT 3 — *J.A. BENEKE*

JAB 210123
2021-10-25
SP

Parentage	Sire	Dam
DNA	✔	
Genomic		

- **SBJ 180023**
  - **BBM 070055 HH(c)**
    - JRB 000116
    - JRB 030026 — AGE/CALV. 18/15, AVG. WI/CALV. 109/14
  - **FDS 130123** — AGE/CALV. 10/8, AVG. WI/CALV. 97/7, ICP 388
    - FDS 090090
    - FDS 080047 — AGE/CALV. 8/6, AVG. WI/CALV. 99/6
- **JAB 150144** — AGE/CALV. 9/7, AVG. WI/CALV. 107/7, ICP 371
  - **LAR 100078**
    - LAR 050350
    - LAR 060095 — AGE/CALV. 5/3, AVG. WI/CALV. 98/3
  - **JAB 080065** — AGE/CALV. 9/7, AVG. WI/CALV. 95/7, ICP 384
    - TBR 040544
    - JAB 970025 — AGE/CALV. 13/10, AVG. WI/CALV. 100/8

Calving Ease Value	Weaner Calf Value	Fertility Value	Maintenance Value	Cow Value	Growth Value	Carcass Value
102	108	110	94	113	113	118

Calf and Mother			Fertility				Post-Wean Growth			Frame			Carcass		
Birth Dir.	Wean Dir.	Wean Mat.	Scr. Circ.	Heifer Fert.	Cow Fert.	Longev.	Post Wean	ADG	FCR	Mature Weight	Height	Length	EMA	Fat	Mar
105	107	104	121	95	109	113	106	109	108	105	106	103	99	114	109

Wean Index	365D Index	540D Index	ADG Index	FCR Index	Scrotum	LH
100	-	-	101	-	394	1.22

Myostatin	
Q204X	0
NT821	0
F94L	0

REMARKS: n Goed bevleesde bul met vol borsvloer en skoon onderlyn. Sterk verdonkering. Gebruik op koeie. In kudde gebruik. Merkwaardige Tw's.

LOGIX EBV Analysis: 2025-08-17

BULLE

LOT 4 — *THINUS MARITZ BOERDERY*

TMB 220169 HH(c)
2022-07-30
SP

Oerskap	Vaar	Moer
DNS	✔	
Genomies	✔	

- **TMB 190231 HH(c)**
  - **DAJ 150086 HH(c)**
    - **TOR 070049**
    - **DAJ 120094** — OUD/KALW. 8/5 — GEM. SI/KALW. 105/5
  - **TMB 170208** — OUD/KALW. 7/5 — GEM. SI/KALW. 93/5 — TKP 372
    - **TMB 130363 HH(c)**
    - **TMB 150700** — OUD/KALW. 3/2 — GEM. SI/KALW. 105/1
- **TMB 200324** — OUD/KALW. 5/3 — GEM. SI/KALW. 111/2 — TKP 377
  - **MMJ 070144**
    - **BHE 030083**
    - **MMJ 000221** — OUD/KALW. 9/7 — GEM. SI/KALW. 113/7
  - **TMB 140690** — OUD/KALW. 10/9 — GEM. SI/KALW. 101/9 — TKP 365
    - **CEF 100516**
    - **TMB 110252** — OUD/KALW. 5/3 — GEM. SI/KALW. 108/3

Geboortegemak Waarde	Speenkalf Waarde	Vrugbaarheids-waarde	Onderhouds-waarde	Koeiwaarde	Groei-waarde	Karkas-waarde
112	119	118	102	129	107	127

Kalf en Moeder			Vrugbaarheid				Na-Speen Groei			Raam			Karkas		
Geb. Dir.	Spn. Dir.	Spn. Mat.	Skr. Omtr.	Vers Vrugb.	Koei Vrugb.	Lankl.	Na-Speen	GDT	VOV	Volw. Gewig	Hoogte	Lengte	OSO	Vet	Mar
111	105	117	115	114	104	124	103	107	104	95	84	99	115	143	142

Spn. Indeks	365D Indeks	540D Indeks	GDT Indeks	VOV Indeks	Skrotum	LH
112	-	-	104	-	382	1.30

Miostatien	
Q204X	0
NT821	0
F94L	0

OPMERKINGS: Baie om te waardeer. Kop, bek, oogbanke, nek, skof, lyne, aansluiting van ledemate, bene en kloue baie goed. Gebruik in kudde. "Kurwe Knakker" status! SC:400

LOGIX EBV Analise: 2025-08-17

LOT 5 — *THINUS MARITZ BOERDERY*

TMB 220072 HH(c)
2022-03-06
SP

Oerskap	Vaar	Moer
DNS	✔	
Genomies	✔	

- **TMB 160299 HH(c)**
  - **HJS 140016**
    - **CSW 080019**
    - **HJS 110388** — OUD/KALW. 5/3 — GEM. SI/KALW. 105/3
  - **CEF 130028** — OUD/KALW. 12/10 — GEM. SI/KALW. 100/11 — TKP 390
    - **AG 070480**
    - **CEF 020109** — OUD/KALW. 16/14 — GEM. SI/KALW. 103/15
- **TMB 170558** — OUD/KALW. 6/4 — GEM. SI/KALW. 112/4 — TKP 424
  - **CEF 100418**
    - **CEF 080460**
    - **CEF 080018** — OUD/KALW. 7/4 — GEM. SI/KALW. 92/4
  - **MMJ 120061** — OUD/KALW. 7/6 — GEM. SI/KALW. 101/6 — TKP 371
    - **MMJ 090050**
    - **MMJ 090223** — OUD/KALW. 7/4 — GEM. SI/KALW. 113/4

Geboortegemak Waarde	Speenkalf Waarde	Vrugbaarheids-waarde	Onderhouds-waarde	Koeiwaarde	Groei-waarde	Karkas-waarde
92	118	79	100	102	112	114

Kalf en Moeder			Vrugbaarheid				Na-Speen Groei			Raam			Karkas		
Geb. Dir.	Spn. Dir.	Spn. Mat.	Skr. Omtr.	Vers Vrugb.	Koei Vrugb.	Lankl.	Na-Speen	GDT	VOV	Volw. Gewig	Hoogte	Lengte	OSO	Vet	Mar
92	117	99	87	95	68	108	119	109	99	99	90	111	115	83	106

Spn. Indeks	365D Indeks	540D Indeks	GDT Indeks	VOV Indeks	Skrotum	LH
124	-	-	119	-	342	1.28

Miostatien	
Q204X	0
NT821	0
F94L	0

OPMERKINGS: Die bul is lank, diep en breed. Gewensde agterkwart. Sterk bene, goeie kote en kloue, vol borsvloer. Struktureel korrek. Gebruik op koeie. Sterk Tw's. SC:400. Gebruik in kudde.

LOGIX EBV Analise: 2025-08-17

LOT 6 — *BESTRINA TRUST BOERDERY*

BTB 220099
2022-10-13
SP

Oerskap	Vaar	Moer
DNS	✔	✔
Genomies		

- **CEF 170475**
  - **CEF 150565**
    - **CEF 120399**
    - **CEF 100170** — OUD/KALW. 14/9 — GEM. SI/KALW. 98/9
  - **CEF 150073** — OUD/KALW. 10/7 — GEM. SI/KALW. 104/7 — TKP 409
    - **CEF 120399**
    - **CEF 110227** — OUD/KALW. 4/3 — GEM. SI/KALW. 105/2
- **HAS 160022** — OUD/KALW. 9/7 — GEM. SI/KALW. 101/6 — TKP 397
  - **ADV 100321 HH(c)**
    - **ADV 070005**
    - **ADV 070052** — OUD/KALW. 7/5 — GEM. SI/KALW. 106/4
  - **KVB 090133** — OUD/KALW. 11/7 — GEM. SI/KALW. 104/6 — TKP 466
    - **EI 940339**
    - **KVB 030099** — OUD/KALW. 15/13 — GEM. SI/KALW. 102/13

Geboortegemak Waarde	Speenkalf Waarde	Vrugbaarheids-waarde	Onderhouds-waarde	Koeiwaarde	Groei-waarde	Karkas-waarde
107	101	93	116	97	102	87

Kalf en Moeder			Vrugbaarheid				Na-Speen Groei			Raam			Karkas		
Geb. Dir.	Spn. Dir.	Spn. Mat.	Skr. Omtr.	Vers Vrugb.	Koei Vrugb.	Lankl.	Na-Speen	GDT	VOV	Volw. Gewig	Hoogte	Lengte	OSO	Vet	Mar
103	103	80	79	107	90	96	99	105	98	86	96	94	97	72	76

Spn. Indeks	365D Indeks	540D Indeks	GDT Indeks	VOV Indeks	Skrotum	LH
90	-	-	91	-	349	1.21

Miostatien	
Q204X	0
NT821	0
F94L	0

OPMERKINGS: Fenotipies voldoen hierdie bul aan al die eienskappe van n volwaardige stoet bul! Hy beskryf homself...Fenotipies merkwaardig. Geskik vir verse. SC420

LOGIX EBV Analise: 2025-08-17

DRAFT

© Compiled by the South African Stud Book and Livestock Improvement Association
All Pedigree- and Performance Data has been certified as correct

BULLS

LOT 7

J.A. BENEKE

JAB 210013
2021-05-28
SP

Parentage	Sire	Dam
DNA		
Genomic		

KBS 150104
- CEF 100304 HH(c)
  - CEF 080025
  - CEF 070151 — AGE/CALV. 15/13, AVG. WI/CALV. 101/12
- WJK 090043 — AGE/CALV. 14/10, AVG. WI/CALV. 102/9, ICP 399
  - CEF 030351
  - CEF 070036 — AGE/CALV. 8/3, AVG. WI/CALV. 110/3

JAB 170021 — AGE/CALV. 8/6, AVG. WI/CALV. 106/5, ICP 414
- AG 120050
  - AG 060160
  - BZ 020007 — AGE/CALV. 16/12, AVG. WI/CALV. 99/10
- JAB 110090 — AGE/CALV. 8/6, AVG. WI/CALV. 97/6, ICP 368
  - WJP 060012
  - JAB 060006 — AGE/CALV. 7/5, AVG. WI/CALV. 105/3

Calving Ease Value	Weaner Calf Value	Fertility Value	Maintenance Value	Cow Value	Growth Value	Carcass Value
124	114	100	133	119	92	105

Calf and Mother			Fertility				Post-Wean Growth			Frame			Carcass		
Birth Dir.	Wean Dir.	Wean Mat.	Scr. Circ.	Heifer Fert.	Cow Fert.	Longev.	Post Wean	ADG	FCR	Mature Weight	Height	Length	EMA	Fat	Mar
123	92	111	102	116	86	108	86	100	107	71	104	102	106	143	112

Wean Index	365D Index	540D Index	ADG Index	FCR Index	Scrotum	LH
105	-	-	111	-	373	1.19

Myostatin	
Q204X	0
NT821	0
F94L	0

REMARKS: Manlike bul: sterk kop, bek en oogbanke. Vol aansluiting van nek na blad. Goeie oogspier, lende en kruislengte. In kudde gebruik. Geskik vir verse. "Kurwe knakker"

LOGIX EBV Analysis: 2025-08-17

LOT 8

INTERSWART INGDIENSTE EDMS BPK

FDS 220158
2022-10-06
SP

Parentage	Sire	Dam
DNA ✔		
Genomic		

FDS 190009 HH(c)
- TMB 160668
  - AG 120043
  - TMB 140350 — AGE/CALV. 4/3, AVG. WI/CALV. 102/2
- FDS 160098 — AGE/CALV. 9/6, AVG. WI/CALV. 105/6, ICP 403
  - NFS 110196
  - FDS 080096 — AGE/CALV. 16/15, AVG. WI/CALV. 104/13

FDS 200013 — AGE/CALV. 5/3, AVG. WI/CALV. 100/2, ICP 482
- ABB 160024 HH(c)
  - ABB 090366
  - ABB 130114 — AGE/CALV. 10/8, AVG. WI/CALV. 99/8
- FDS 170143 — AGE/CALV. 7/6, AVG. WI/CALV. 99/4, ICP 373
  - NFS 140132
  - FDS 150227 — AGE/CALV. 2/1, AVG. WI/CALV. 119/1

Calving Ease Value	Weaner Calf Value	Fertility Value	Maintenance Value	Cow Value	Growth Value	Carcass Value
112	104	92	95	102	102	99

Calf and Mother			Fertility				Post-Wean Growth			Frame			Carcass		
Birth Dir.	Wean Dir.	Wean Mat.	Scr. Circ.	Heifer Fert.	Cow Fert.	Longev.	Post Wean	ADG	FCR	Mature Weight	Height	Length	EMA	Fat	Mar
114	104	98	111	93	95	98	105	109	108	103	92	99	116	80	85

Wean Index	365D Index	540D Index	ADG Index	FCR Index	Scrotum	LH
105	-	-	101	-	381	1.27

Myostatin	
Q204X	0
NT821	0
F94L	0

REMARKS: Sterk kop, nek en skof met goeie balans. Baie vleis op toplyn, goeie kruis en stert aanhegting. Geskik vir verse.

LOGIX EBV Analysis: 2025-08-17

LOT 9

BESTRINA TRUST BOERDERY

BTB 220123
2022-12-27
SP

Parentage	Sire	Dam
DNA ✔		
Genomic		

CEF 170545
- CEF 130548 HH(c)
  - GJN 100238
  - CEF 110046 — AGE/CALV. 14/11, AVG. WI/CALV. 104/11
- CEF 100170 — AGE/CALV. 14/9, AVG. WI/CALV. 98/9, ICP 386
  - CEF 080338
  - CEF 070013 — AGE/CALV. 12/10, AVG. WI/CALV. 100/10

BPJ 090043 — AGE/CALV. 14/12, AVG. WI/CALV. 109/9, ICP 394
- FCT 000065
  - BG 950063
  - FCT 960053 — AGE/CALV. 12/9, AVG. WI/CALV. 105/9
- BHE 000031 — AGE/CALV. 13/11, AVG. WI/CALV. 97/11, ICP 366
  - AG J 0008
  - BHE 940110 — AGE/CALV. 8/7, AVG. WI/CALV. 104/6

Calving Ease Value	Weaner Calf Value	Fertility Value	Maintenance Value	Cow Value	Growth Value	Carcass Value
107	118	114	96	123	116	126

Calf and Mother			Fertility				Post-Wean Growth			Frame			Carcass		
Birth Dir.	Wean Dir.	Wean Mat.	Scr. Circ.	Heifer Fert.	Cow Fert.	Longev.	Post Wean	ADG	FCR	Mature Weight	Height	Length	EMA	Fat	Mar
104	115	97	91	131	106	95	119	116	109	103	103	115	122	100	103

Wean Index	365D Index	540D Index	ADG Index	FCR Index	Scrotum	LH
113	-	-	108	-	344	1.27

Myostatin	
Q204X	0
NT821	0
F94L	0

REMARKS: Jong wakker bul: gewensde lyne, uitstekende agterkwart spierlengte. Netjiese kruis, stert aanhegting, skoon onderlyn. Sterk bene. Gebruik op koeie. Top Tw's. SC:410

LOGIX EBV Analysis: 2025-08-17

DRAFT

BULLE

LOT 10 *INTERSWART INGDIENSTE EDMS BPK*

@interswart

FDS 220155
2022-10-05
SP

Ouerskap	Vaar	Moer
DNS	✔	
Genomies		

- ABB 160024 HH(c)
  - ABB 090366
    - HDE 050160
    - ABB 070256 — OUD/KALW. 3/1, GEM. SI/KALW. 106/1
  - ABB 130114 — OUD/KALW. 10/8, GEM. SI/KALW. 99/8, TKP 372
    - KAN 090003
    - ABB 090216 — OUD/KALW. 5/3, GEM. SI/KALW. 100/3
- FDS 190023 — OUD/KALW. 6/4, GEM. SI/KALW. 118/2, TKP 422
  - TMB 160668
    - AG 120043
    - TMB 140350 — OUD/KALW. 4/3, GEM. SI/KALW. 102/2
  - FDS 140158 — OUD/KALW. 10/9, GEM. SI/KALW. 107/7, TKP 365
    - NFS 080186
    - FDS 100028 — OUD/KALW. 10/8, GEM. SI/KALW. 108/6

Geboortegemak Waarde	Speenkalf Waarde	Vrugbaarheids-waarde	Onderhouds-waarde	Koeiwaarde	Groei-waarde	Karkas-waarde
105	119	98	100	118	89	103

Kalf en Moeder			Vrugbaarheid				Na-Speen Groei			Raam			Karkas		
Geb. Dir.	Spn. Dir.	Spn. Mat.	Skr. Omtr.	Vers Vrugb.	Koei Vrugb.	Lankl.	Na-Speen	GDT	VOV	Volw. Gewig	Hoogte	Lengte	OSO	Vet	Mar
109	108	118	117	93	95	114	107	89	84	98	101	98	112	94	84

Spn. Indeks	365D Indeks	540D Indeks	GDT Indeks	VOV Indeks	Skrotum	LH
124	-	-	90	-	388	1.22

Miostatien	
Q204X	0
NT821	0
F94L	0

OPMERKINGS: Sanga-tipe Bonsmara bul! Goeie ribsprong en kapasiteit, breed oor die toplyn, sitbene en deur die dye. Teel van vervangingsverse. Geskik vir verse. Sterk Tw's.

LOGIX EBV Analise: 2025-08-17

LOT 11 *OUHOUDT BONSMARAS*

OUHOUDT BOERDERY

OUH 230063
2023-03-29
SP

Ouerskap	Vaar	Moer
DNS	✔	
Genomies		

- CEF 190471
  - CEF 150315
    - CEF 100304 HH(c)
    - CEF 050121 — OUD/KALW. 12/10, GEM. SI/KALW. 99/10
  - CEF 150112 — OUD/KALW. 10/7, GEM. SI/KALW. 103/6, TKP 391
    - CEF 130437
    - CEF 130057 — OUD/KALW. 4/2, GEM. SI/KALW. 102/1
- LAR 120198 — OUD/KALW. 12/9, GEM. SI/KALW. 95/9, TKP 396
  - AG 070457
    - AG 040077
    - HJB 020092 — OUD/KALW. 11/7, GEM. SI/KALW. 102/5
  - LAR 040157 — OUD/KALW. 15/12, GEM. SI/KALW. 91/12, TKP 405
    - RCO 000281
    - LAR 970205 — OUD/KALW. 14/8, GEM. SI/KALW. 104/7

Geboortegemak Waarde	Speenkalf Waarde	Vrugbaarheids-waarde	Onderhouds-waarde	Koeiwaarde	Groei-waarde	Karkas-waarde
88	98	99	103	92	108	107

Kalf en Moeder			Vrugbaarheid				Na-Speen Groei			Raam			Karkas		
Geb. Dir.	Spn. Dir.	Spn. Mat.	Skr. Omtr.	Vers Vrugb.	Koei Vrugb.	Lankl.	Na-Speen	GDT	VOV	Volw. Gewig	Hoogte	Lengte	OSO	Vet	Mar
84	110	76	87	105	98	100	106	109	104	96	91	102	96	106	104

Spn. Indeks	365D Indeks	540D Indeks	GDT Indeks	VOV Indeks	Skrotum	LH
110	-	-	106	-	338	1.28

Miostatien	
Q204X	1
NT821	0
F94L	0

OPMERKINGS: Jong bul met sterk toplyn en ribsprong. Netjiese testes, naelvel en skede. Bul wat goeie bouvorm potensiaal wys. Gebruik op koeie.

LOGIX EBV Analise: 2025-08-17

LOT 12 *THINUS MARITZ BOERDERY*

Thinus Maritz Boerdery

TMB 220329 HH(c)
2022-09-01
SP

Ouerskap	Vaar	Moer
DNS	✔	✔
Genomies	✔	

- TMB 180135 HH(c)
  - CEF 100304 HH(c)
    - CEF 080025
    - CEF 070151 — OUD/KALW. 15/13, GEM. SI/KALW. 101/12
  - JDB 140035 — OUD/KALW. 11/9, GEM. SI/KALW. 99/9, TKP 393
    - JDB 100004
    - JDB 100059 — OUD/KALW. 7/6, GEM. SI/KALW. 96/5
- TMB 170425 — OUD/KALW. 8/6, GEM. SI/KALW. 104/5, TKP 376
  - HJS 110365
    - HJS 080243
    - HJS 060016 — OUD/KALW. 14/12, GEM. SI/KALW. 109/12
  - HJS 080058 — OUD/KALW. 14/12, GEM. SI/KALW. 106/11, TKP 362
    - CEF 030417
    - HJS 030129 — OUD/KALW. 10/8, GEM. SI/KALW. 101/8

Geboortegemak Waarde	Speenkalf Waarde	Vrugbaarheids-waarde	Onderhouds-waarde	Koeiwaarde	Groei-waarde	Karkas-waarde
105	110	94	117	109	119	114

Kalf en Moeder			Vrugbaarheid				Na-Speen Groei			Raam			Karkas		
Geb. Dir.	Spn. Dir.	Spn. Mat.	Skr. Omtr.	Vers Vrugb.	Koei Vrugb.	Lankl.	Na-Speen	GDT	VOV	Volw. Gewig	Hoogte	Lengte	OSO	Vet	Mar
107	96	120	114	82	92	121	93	116	105	85	93	105	106	100	96

Spn. Indeks	365D Indeks	540D Indeks	GDT Indeks	VOV Indeks	Skrotum	LH
97	-	-	106	-	369	1.30

Miostatien	
Q204X	0
NT821	0
F94L	0

OPMERKINGS: Vleisdraer! Vol voor, middel, agter. Netjiese kruis en stert aanhegting. Teel sterk vervangingsverse en swaar speenkalwers. Gebruik op verse en koeie in kudde. SC:420

LOGIX EBV Analise: 2025-08-17

DRAFT

BULLS

LOT 13 — *THINUS MARITZ BOERDERY*

TMB 220435 HH(c)
2022-09-19
SP

Parentage	Sire	Dam
DNA	✔	
Genomic	✔	

- **CEF 130317 HH(c)**
  - **CEF 110301 HH(c)**
    - CEF 080338
    - CEF 080218 — AGE/CALV. 9/6, AVG. WI/CALV. 103/6
  - **CEF 100161** — AGE/CALV. 13/9, AVG. WI/CALV. 103/7, ICP 387
    - HOT 060054
    - CEF 020218 — AGE/CALV. 11/7, AVG. WI/CALV. 91/8
- **TMB 170222** — AGE/CALV. 8/6, AVG. WI/CALV. 104/6, ICP 361
  - **HJS 080115**
    - RCO 980037
    - HJS 010038 — AGE/CALV. 18/14, AVG. WI/CALV. 103/13
  - **TMB 150347** — AGE/CALV. 3/2, AVG. WI/CALV. 105/1, ICP 439
    - CEF 100516
    - TMB 120224 — AGE/CALV. 11/10, AVG. WI/CALV. 96/9

Calving Ease Value	Weaner Calf Value	Fertility Value	Maintenance Value	Cow Value	Growth Value	Carcass Value
101	121	125	92	130	133	139

Calf and Mother			Fertility				Post-Wean Growth			Frame			Carcass		
Birth Dir.	Wean Dir.	Wean Mat.	Scr. Circ.	Heifer Fert.	Cow Fert.	Longev.	Post Wean	ADG	FCR	Mature Weight	Height	Length	EMA	Fat	Mar
100	121	94	133	115	118	120	124	129	116	108	96	108	108	136	144

Wean Index	365D Index	540D Index	ADG Index	FCR Index	Scrotum	LH
104	-	-	117	-	371	1.30

Myostatin	
Q204X	0
NT821	0
F94L	0

REMARKS: Waar feno-en genotipe bymekaar kom. Strukturele korrektheid. Kop, bek, nek, skof, algehele balans...Alles in plek! Geskik vir uitgegroeide verse. In kudde gebruik. SC:420

LOGIX EBV Analysis: 2025-08-17

LOT 14 — *J.A. BENEKE*

JAB 220078
2022-10-02
SP

Parentage	Sire	Dam
DNA	✔	
Genomic		

- **HVD 180133**
  - **JCV 140106**
    - GJS 070072 HH(c)
    - JCV 070133 — AGE/CALV. 9/7, AVG. WI/CALV. 100/7
  - **OLI 140006** — AGE/CALV. 10/8, AVG. WI/CALV. 99/7, ICP 411
    - BBN 090020
    - OLI 090404 — AGE/CALV. 11/8, AVG. WI/CALV. 103/8
- **JAB 150160** — AGE/CALV. 9/7, AVG. WI/CALV. 94/5, ICP 359
  - **LAR 100078**
    - LAR 050350
    - LAR 060095 — AGE/CALV. 5/3, AVG. WI/CALV. 98/3
  - **JAB 090086** — AGE/CALV. 9/6, AVG. WI/CALV. 100/6, ICP 405
    - JAB 060042
    - JAB 070023 — AGE/CALV. 9/6, AVG. WI/CALV. 111/5

Calving Ease Value	Weaner Calf Value	Fertility Value	Maintenance Value	Cow Value	Growth Value	Carcass Value
108	92	108	108	98	92	88

Calf and Mother			Fertility				Post-Wean Growth			Frame			Carcass		
Birth Dir.	Wean Dir.	Wean Mat.	Scr. Circ.	Heifer Fert.	Cow Fert.	Longev.	Post Wean	ADG	FCR	Mature Weight	Height	Length	EMA	Fat	Mar
108	99	80	118	96	113	106	96	98	102	92	95	93	94	65	90

Wean Index	365D Index	540D Index	ADG Index	FCR Index	Scrotum	LH
93	-	-	99	-	402	1.23

Myostatin	
Q204X	0
NT821	0
F94L	0

REMARKS: Donker rooi bul met duidelike verdonkering. Goeie kop, skof en netjiese lyne. Vol borsvloer. Geskik vir verse.

LOGIX EBV Analysis: 2025-08-17

LOT 15 — *J.A. BENEKE*

JAB 220023
2022-06-09
SP

Parentage	Sire	Dam
DNA	✔	
Genomic		

- **HVD 180133**
  - **JCV 140106**
    - GJS 070072 HH(c)
    - JCV 070133 — AGE/CALV. 9/7, AVG. WI/CALV. 100/7
  - **OLI 140006** — AGE/CALV. 10/8, AVG. WI/CALV. 99/7, ICP 411
    - BBN 090020
    - OLI 090404 — AGE/CALV. 11/8, AVG. WI/CALV. 103/8
- **JAB 120099** — AGE/CALV. 12/10, AVG. WI/CALV. 98/10, ICP 367
  - **BEI 090115**
    - BEI 020134
    - BEI 000035 — AGE/CALV. 13/11, AVG. WI/CALV. 99/11
  - **JAB 040057** — AGE/CALV. 15/12, AVG. WI/CALV. 95/11, ICP 407
    - TBR 970772
    - JAB 980006 — AGE/CALV. 9/5, AVG. WI/CALV. 90/5

Calving Ease Value	Weaner Calf Value	Fertility Value	Maintenance Value	Cow Value	Growth Value	Carcass Value
137	90	119	123	109	100	87

Calf and Mother			Fertility				Post-Wean Growth			Frame			Carcass		
Birth Dir.	Wean Dir.	Wean Mat.	Scr. Circ.	Heifer Fert.	Cow Fert.	Longev.	Post Wean	ADG	FCR	Mature Weight	Height	Length	EMA	Fat	Mar
133	86	78	112	115	117	103	86	105	115	82	109	98	96	90	93

Wean Index	365D Index	540D Index	ADG Index	FCR Index	Scrotum	LH
90	-	-	101	-	375	1.20

Myostatin	
Q204X	0
NT821	0
F94L	0

REMARKS: Bul met netjiese balans, sterk skof, oogspier en lende op toplyn. Lang kruislengte met netjiese kruis en stert aanhegting. Geskik vir verse.

LOGIX EBV Analysis: 2025-08-17

DRAFT

© Compiled by the South African Stud Book and Livestock Improvement Association
All Pedigree- and Performance Data has been certified as correct

BULLE

LOT 16 — *THINUS MARITZ BOERDERY*

TMB 220203 HH(c)
2022-08-13
SP

Ouerskap	Vaar	Moer
DNS	✔	
Genomies		

- **CEF 180450**
  - **CEF 130548 HH(c)**
    - **GJN 100238**
    - **CEF 110046** — OUD/KALW. 14/11, GEM. SI/KALW. 104/11
  - **CEF 110059** — OUD/KALW. 9/7, GEM. SI/KALW. 93/7, TKP 366
    - **CEF 070487**
    - **CEF 020206** — OUD/KALW. 13/11, GEM. SI/KALW. 98/11
- **TMB 200329** — OUD/KALW. 2/1, GEM. SI/KALW. 110/1, TKP -
  - **CEF 150418 HH(c)**
    - **CEF 100304 HH(c)**
    - **CEF 090070 HH(c)** — OUD/KALW. 11/8, GEM. SI/KALW. 106/7
  - **TMB 160431** — OUD/KALW. 8/7, GEM. SI/KALW. 105/8, TKP 370
    - **AG 100384**
    - **CJJ 100056** — OUD/KALW. 8/7, GEM. SI/KALW. 112/7

Geboortegemak Waarde	Speenkalf Waarde	Vrugbaarheids-waarde	Onderhouds-waarde	Koeiwaarde	Groei-waarde	Karkas-waarde
107	120	111	93	124	99	123

Kalf en Moeder			Vrugbaarheid				Na-Speen Groei			Raam			Karkas		
Geb. Dir.	Spn. Dir.	Spn. Mat.	Skr. Omtr.	Vers Vrugb.	Koei Vrugb.	Lankl.	Na-Speen	GDT	VOV	Volw. Gewig	Hoogte	Lengte	OSO	Vet	Mar
102	113	107	67	125	101	97	114	91	90	106	95	103	122	139	101

Spn. Indeks	365D Indeks	540D Indeks	GDT Indeks	VOV Indeks	Skrotum	LH
110	-	-	102	-	325	1.27

Miostatien	
Q204X	0
NT821	0
F94L	0

OPMERKINGS: Goeie top - en skoon onderlyn. Vol lies, sterk bene, goeie balans. Let op korrelasie tussen vrugbaarheid en vet. Geskik vir verse. Sterk Tw's. In kudde gebruik. SC:380

LOGIX EBV Analise: 2025-08-17

LOT 17 — *THINUS MARITZ BOERDERY*

TMB 210376 HH(c)
2021-09-04
SP

Ouerskap	Vaar	Moer
DNS	✔	✔
Genomies	✔	

- **TMB 160299 HH(c)**
  - **HJS 140016**
    - **CSW 080019**
    - **HJS 110388** — OUD/KALW. 5/3, GEM. SI/KALW. 105/3
  - **CEF 130028** — OUD/KALW. 12/10, GEM. SI/KALW. 100/11, TKP 390
    - **AG 070480**
    - **CEF 020109** — OUD/KALW. 16/14, GEM. SI/KALW. 103/15
- **AG 080005** — OUD/KALW. 14/12, GEM. SI/KALW. 107/12, TKP 364
  - **AG 040193**
    - **AG 990104**
    - **AG 960075** — OUD/KALW. 17/13, GEM. SI/KALW. 103/12
  - **AG 980061** — OUD/KALW. 16/13, GEM. SI/KALW. 103/11, TKP 381
    - **RCO 930012**
    - **AG 920076** — OUD/KALW. 21/18, GEM. SI/KALW. 103/18

Geboortegemak Waarde	Speenkalf Waarde	Vrugbaarheids-waarde	Onderhouds-waarde	Koeiwaarde	Groei-waarde	Karkas-waarde
120	89	89	130	92	94	80

Kalf en Moeder			Vrugbaarheid				Na-Speen Groei			Raam			Karkas		
Geb. Dir.	Spn. Dir.	Spn. Mat.	Skr. Omtr.	Vers Vrugb.	Koei Vrugb.	Lankl.	Na-Speen	GDT	VOV	Volw. Gewig	Hoogte	Lengte	OSO	Vet	Mar
146	81	98	84	99	75	119	87	92	91	74	70	66	80	102	94

Spn. Indeks	365D Indeks	540D Indeks	GDT Indeks	VOV Indeks	Skrotum	LH
109	-	-	103	-	349	1.28

Miostatien	
Q204X	0
NT821	0
F94L	0

OPMERKINGS: Sterk bespiering, goeie breedte. Bree kop, goeie oogbanke en sterk skof ontwikkeling. Geskik vir uitgegroeide verse. In kudde gebruik. SC:440

LOGIX EBV Analise: 2025-08-17

LOT 18 — *BESTRINA TRUST BOERDERY*

HJS 220236
2022-10-20
SP

Ouerskap	Vaar	Moer
DNS		
Genomies		

- **HJS 190277**
  - **BBM 120122 HH(c)**
    - **FCT 080118**
    - **BBM 100027 HH(c)** — OUD/KALW. 15/13, GEM. SI/KALW. 107/12
  - **HJS 160313** — OUD/KALW. 5/2, GEM. SI/KALW. 107/2, TKP 448
    - **HJS 120250**
    - **HJS 120252** — OUD/KALW. 12/10, GEM. SI/KALW. 100/7
- **HJS 160061** — OUD/KALW. 9/7, GEM. SI/KALW. 101/7, TKP 379
  - **LEL 080010**
    - **BG 050035**
    - **LEL 050101** — OUD/KALW. 11/9, GEM. SI/KALW. 112/7
  - **HJS 090081** — OUD/KALW. 7/5, GEM. SI/KALW. 100/5, TKP 396
    - **HJS 060126**
    - **HJS 040260** — OUD/KALW. 13/11, GEM. SI/KALW. 96/10

Geboortegemak Waarde	Speenkalf Waarde	Vrugbaarheids-waarde	Onderhouds-waarde	Koeiwaarde	Groei-waarde	Karkas-waarde
114	103	99	97	103	99	100

Kalf en Moeder			Vrugbaarheid				Na-Speen Groei			Raam			Karkas		
Geb. Dir.	Spn. Dir.	Spn. Mat.	Skr. Omtr.	Vers Vrugb.	Koei Vrugb.	Lankl.	Na-Speen	GDT	VOV	Volw. Gewig	Hoogte	Lengte	OSO	Vet	Mar
109	105	87	108	104	98	103	104	96	93	102	78	87	107	85	91

Spn. Indeks	365D Indeks	540D Indeks	GDT Indeks	VOV Indeks	Skrotum	LH
95	-	-	97	-	383	1.28

Miostatien	
Q204X	1
NT821	0
F94L	0

OPMERKINGS: Sterk manlike bul! Diep nek, goeie skofplasing, verdonkering, vol agterkwart. Skoon onderlyn, korrekte skrotum, naelvel en skede. Gebruik op koeie. SC:420

LOGIX EBV Analise: 2025-08-17

DRAFT

BULLS

LOT 19

J.A. BENEKE

JAB 220073
2022-08-11
SP

Parentage	Sire	Dam
DNA	✔	✔
Genomic		

- JAB 190003
  - HVD 140007
    - BBN 090176
    - SYF 080182 (AGE/CALV. 14/12, AVG. WI/CALV. 94/12)
  - JAB 120099 (AGE/CALV. 12/10, AVG. WI/CALV. 98/10, ICP 367)
    - BEI 090115
    - JAB 040057 (AGE/CALV. 15/12, AVG. WI/CALV. 95/11)
- JAB 170059 (AGE/CALV. 6/3, AVG. WI/CALV. 98/2, ICP 406)
  - JAB 140054
    - LAR 100078
    - JAB 090123 (AGE/CALV. 7/4, AVG. WI/CALV. 111/3)
  - JAB 100047 (AGE/CALV. 11/9, AVG. WI/CALV. 94/7, ICP 405)
    - JAB 060034
    - JAB 000133 (AGE/CALV. 13/9, AVG. WI/CALV. 105/8)

Calving Ease Value	Weaner Calf Value	Fertility Value	Maintenance Value	Cow Value	Growth Value	Carcass Value
136	92	100	123	102	98	97

Calf and Mother			Fertility				Post-Wean Growth			Frame			Carcass		
Birth Dir.	Wean Dir.	Wean Mat.	Scr. Circ.	Heifer Fert.	Cow Fert.	Longev.	Post Wean	ADG	FCR	Mature Weight	Height	Length	EMA	Fat	Mar
133	83	90	96	105	101	92	85	99	89	81	91	85	84	115	101

Wean Index	365D Index	540D Index	ADG Index	FCR Index	Scrotum	LH
94	-	-	100	-	357	1.22

Myostatin	
Q204X	0
NT821	0
F94L	0

REMARKS: Bul met sterk kop, bek, nek en skof. Verdonkering op bul, beklemtoon sy sterk manlikheid. Vroeg ontwikkelde bul. Geskik vir verse.

LOGIX EBV Analysis: 2025-08-17

LOT 20

THINUS MARITZ BOERDERY

TMB 220318 HH(c)
2022-08-31
SP

Parentage	Sire	Dam
DNA	✔	
Genomic	✔	

- TMB 190535 HH(c)
  - AG 160402
    - CEW 110234
    - AG 100734 (AGE/CALV. 11/9, AVG. WI/CALV. 101/9)
  - AG 080090 (AGE/CALV. 13/11, AVG. WI/CALV. 105/11, ICP 370)
    - AG 040158
    - HTC 010028 (AGE/CALV. 15/10, AVG. WI/CALV. 110/10)
- TMB 190572 (AGE/CALV. 5/4, AVG. WI/CALV. 102/4, ICP 371)
  - CEF 130317 HH(c)
    - CEF 110301 HH(c)
    - CEF 100161 (AGE/CALV. 13/9, AVG. WI/CALV. 103/7)
  - JDB 080063 (AGE/CALV. 12/11, AVG. WI/CALV. 103/10, ICP 366)
    - AG 020251
    - JDB 030010 (AGE/CALV. 9/5, AVG. WI/CALV. 97/5)

Calving Ease Value	Weaner Calf Value	Fertility Value	Maintenance Value	Cow Value	Growth Value	Carcass Value
92	111	117	90	114	123	120

Calf and Mother			Fertility				Post-Wean Growth			Frame			Carcass		
Birth Dir.	Wean Dir.	Wean Mat.	Scr. Circ.	Heifer Fert.	Cow Fert.	Longev.	Post Wean	ADG	FCR	Mature Weight	Height	Length	EMA	Fat	Mar
87	117	89	94	107	119	109	117	119	107	111	100	106	106	107	118

Wean Index	365D Index	540D Index	ADG Index	FCR Index	Scrotum	LH
107	-	-	120	-	327	1.31

Myostatin	
Q204X	0
NT821	0
F94L	0

REMARKS: Goeie lyne bo, agter en onder verseker gewensde lang spierlengtes. Goeie nek en skof ontwikkeling met diepte in middelstuk. Gebruik in kudde op koeie SC:400

LOGIX EBV Analysis: 2025-08-17

LOT 21

INTERSWART INGDIENSTE EDMS BPK

FDS 220093
2022-05-01
SP

Parentage	Sire	Dam
DNA	✔	
Genomic		

- ABB 160024 HH(c)
  - ABB 090366
    - HDE 050160
    - ABB 070256 (AGE/CALV. 3/1, AVG. WI/CALV. 106/1)
  - ABB 130114 (AGE/CALV. 10/8, AVG. WI/CALV. 99/8, ICP 372)
    - KAN 090003
    - ABB 090216 (AGE/CALV. 5/3, AVG. WI/CALV. 100/3)
- WSS 120121 (AGE/CALV. 13/9, AVG. WI/CALV. 96/9, ICP 459)
  - HFN 080139 P
    - NFS 960350
    - HFN 040139 (AGE/CALV. 13/10, AVG. WI/CALV. 101/10)
  - WSS 090336 (AGE/CALV. 4/2, AVG. WI/CALV. 103/1, ICP 389)
    - KHB 010012
    - KHB 970085 (AGE/CALV. 12/11, AVG. WI/CALV. 103/10)

Calving Ease Value	Weaner Calf Value	Fertility Value	Maintenance Value	Cow Value	Growth Value	Carcass Value
122	106	91	106	106	92	95

Calf and Mother			Fertility				Post-Wean Growth			Frame			Carcass		
Birth Dir.	Wean Dir.	Wean Mat.	Scr. Circ.	Heifer Fert.	Cow Fert.	Longev.	Post Wean	ADG	FCR	Mature Weight	Height	Length	EMA	Fat	Mar
117	98	101	94	94	92	100	100	96	100	92	112	99	110	116	99

Wean Index	365D Index	540D Index	ADG Index	FCR Index	Scrotum	LH
105	-	-	101	-	344	1.20

Myostatin	
Q204X	0
NT821	0
F94L	0

REMARKS: Gewensde lende, kruis en stert aanhegting. Skoon onderlyn, netjiese skrotum, goeie kloue en kote. Geskik vir verse.

LOGIX EBV Analysis: 2025-08-17

DRAFT

BULLE

LOT 22 *INI-BOS BONSMARA*

FKB 200013
2020-04-11
SP

Ouerskap	Vaar	Moer
DNS	✔	
Genomies		

- **SYF 160015**
  - **GEL 100113**
    - **GEL 060132**
    - **GEL 050008** OUD/KALW. 7/5 GEM. SI/KALW. 105/5
  - **SYF 130320** OUD/KALW. 11/6 GEM. SI/KALW. 101/6 TKP 500
    - **ADV 100328**
    - **SYF 070182** OUD/KALW. 15/12 GEM. SI/KALW. 106/12
- **FKB 160040** OUD/KALW. 8/7 GEM. SI/KALW. 108/5 TKP 389
  - **ADV 080210**
    - **ADV 040182**
    - **ADV 030008** OUD/KALW. 16/13 GEM. SI/KALW. 107/11
  - **FKB 110020** OUD/KALW. 7/6 GEM. SI/KALW. 98/4 TKP 390
    - **TBR 060505**
    - **TBR 030062** OUD/KALW. 11/7 GEM. SI/KALW. 104/7

Geboortegemak Waarde	Speenkalf Waarde	Vrugbaarheids-waarde	Onderhouds-waarde	Koeiwaarde	Groei-waarde	Karkas-waarde
118	101	85	122	99	87	91

Kalf en Moeder			Vrugbaarheid				Na-Speen Groei			Raam			Karkas		
Geb. Dir.	Spn. Dir.	Spn. Mat.	Skr. Omtr.	Vers Vrugb.	Koei Vrugb.	Lankl.	Na-Speen	GDT	VOV	Volw. Gewig	Hoogte	Lengte	OSO	Vet	Mar
119	92	99	96	96	77	106	90	85	77	82	76	80	93	83	88

Spn. Indeks	365D Indeks	540D Indeks	GDT Indeks	VOV Indeks	Skrotum	LH
106	-	-	98	-	344	1.21

Miostatien	
Q204X	0
NT821	0
F94L	0

OPMERKINGS: Goeie balans, sterk nek en skof. Vol onderlyn, netjiese skrotum en testes. Sterk bene en kloue. Gebruik op koeie. In kudde gebruik.

LOGIX EBV Analise: 2025-08-17

LOT 23 *BESTRINA TRUST BOERDERY*

CEF 210359
2021-03-23
SP

Ouerskap	Vaar	Moer
DNS	✔	
Genomies		

- **GJN 160214 HH(c)**
  - **GJN 120203 HH(c)**
    - **GJN 080021**
    - **GJN 100057** OUD/KALW. 15/12 GEM. SI/KALW. 98/10
  - **GJN 140028** OUD/KALW. 6/2 GEM. SI/KALW. 117/2 TKP 490
    - **AG 100384**
    - **GJN 090213** OUD/KALW. 8/5 GEM. SI/KALW. 106/5
- **CEF 160181** OUD/KALW. 9/6 GEM. SI/KALW. 108/6 TKP 372
  - **ADV 100068**
    - **SYF 070036**
    - **ADV 070142** OUD/KALW. 5/3 GEM. SI/KALW. 98/3
  - **CEF 100198** OUD/KALW. 7/5 GEM. SI/KALW. 100/4 TKP 405
    - **CEF 070473**
    - **CEF 030055** OUD/KALW. 12/8 GEM. SI/KALW. 107/7

Geboortegemak Waarde	Speenkalf Waarde	Vrugbaarheids-waarde	Onderhouds-waarde	Koeiwaarde	Groei-waarde	Karkas-waarde
103	126	100	92	123	124	133

Kalf en Moeder			Vrugbaarheid				Na-Speen Groei			Raam			Karkas		
Geb. Dir.	Spn. Dir.	Spn. Mat.	Skr. Omtr.	Vers Vrugb.	Koei Vrugb.	Lankl.	Na-Speen	GDT	VOV	Volw. Gewig	Hoogte	Lengte	OSO	Vet	Mar
101	119	107	106	107	91	110	123	124	122	108	124	133	107	103	144

Spn. Indeks	365D Indeks	540D Indeks	GDT Indeks	VOV Indeks	Skrotum	LH
113	-	-	118	-	356	1.26

Miostatien	
Q204X	0
NT821	0
F94L	0

OPMERKINGS: Goeie diepte, toplyn en kruislengte. Vol borsvloer, skoon naelvel en skede. Gebruik op koeie. In kudde gebruik. Merkwaardige Tw's. SC:410

LOGIX EBV Analise: 2025-08-17

DRAFT

Bonsmara SA Cattle Breeders' Society

© Compiled by the South African Stud Book and Livestock Improvement Association

All Pedigree- and Performance Data has been certified as correct

Dier Info				Actual Values						Expected Breeding Values											Indices			Dam		
LOT	Animal ID	Sex	SEC	Birth Wt (kg)	205d Wt (kg)	CCB *Ratio*	CCW *Ratio*	Length Height *Ratio*	Scr. Circ. *(mm)*	Birth Dir (kg)	Birth Mat (kg)	Wean Dir (kg)	Wean Mat (kg)	Post Wean (kg)	Mature Weight. (kg)	ADG (g/d)	FCR (kg:kg)	Scr. Circ. (mm)	Height. (mm)	Length (mm)	Wean	ADG	Scr. Circ.	Avg. Wean Index	Nr. Calves	Repr. Index
			Breed Average							0.98	-0.29	14.5	3.7	24	22	78	-36	12.5	-3.0	13.0						
			Auction Average	34	244	6.62	47.5	1.25	360	-0.09	-0.54	16.4	3.0	32	14	95	-37	12.5	-7	12	105	105	100	105	6.0	111
1	TMB 220291	M	SP	30	308	5.89	54.9	1.28	331	-1.37	-1.30	17.2	0.8	30.3	7.4	61	3	-7.4	-18	-2	112	110	66	113	4	116
2	FDS 220142	M	SP	36	229	5.63	39.1	1.27	364	0.51	0.03	17.5	5.2	39.2	33.7	117	-50	12.2	-6	11	104	119	99	102	11	111
3	JAB 210123	M	SP	36	207	-	47.2	1.22	394	0.44	0.25	18.5	5.0	32.8	29.4	111	-50	24.9	2	16	100	101	121	107	7	108
4	TMB 220169	M	SP	29	306	6.86	58.3	1.30	382	-0.19	-0.47	17.3	9.0	30.8	14.1	103	-44	21.3	-15	12	112	104	115	111	3	121
5	TMB 220072	M	SP	34	310	6.54	59.2	1.28	342	1.83	-0.30	24.0	3.2	46.7	19.9	112	-34	5.1	-11	23	124	119	87	112	4	113
6	BTB 220099	M	SP	38	195	7.22	37.7	1.21	349	0.62	-0.89	15.9	-2.5	26.3	0.6	98	-34	.6	-6	8	90	91	79	101	7	108
7	JAB 210013	M	SP	28	227	-	53.8	1.19	373	-1.45	-0.50	10.0	7.1	14.6	-21.0	78	-48	13.5	0	16	105	111	102	106	6	108
8	FDS 220158	M	SP	27	223	5.83	46.5	1.27	381	-0.45	-0.03	16.5	3.0	33.3	26.9	110	-49	18.8	-9	13	105	101	111	100	3	99
9	BTB 220123	M	SP	37	218	5.9	27.9	1.27	344	0.56	-1.45	22.5	2.8	48.2	25.9	136	-51	7.2	-1	27	113	108	91	109	12	109
10	FDS 220155	M	SP	39	270	8.16	56.8	1.22	388	0.07	0.34	18.9	9.1	34.2	18.2	37	-11	22.3	-2	12	124	90	117	118	4	106
11	OUH 230063	M	SP	39	192	7.94	46.6	1.28	338	2.68	-0.95	20.0	-3.7	33.0	15.9	110	-43	4.9	-10	15	110	106	87	95	9	106
12	TMB 220329	M	SP	37	276	5.54	40.7	1.30	369	0.20	0.19	12.1	9.8	19.4	-1.0	136	-45	20.7	-8	18	97	106	114	104	6	119
13	TMB 220435	M	SP	41	281	7.99	64	1.30	371	0.94	-0.43	26.0	2.0	51.4	33.8	186	-62	31.7	-6	21	104	117	133	104	6	119
14	JAB 220078	M	SP	34	186	-	40.9	1.23	402	0.12	-0.28	13.8	-2.5	23.5	9.4	72	-40	23.2	-6	8	93	99	118	94	7	110
15	JAB 220023	M	SP	28	188	-	48.4	1.20	375	-2.49	-1.00	6.9	-3.2	15.0	-5.4	95	-60	19.5	5	12	90	101	112	98	10	113
16	TMB 220203	M	SP	32	303	7.31	53.1	1.27	325	0.73	-0.97	21.8	5.9	43.2	30.9	43	-20	-6.6	-7	16	110	102	67	110	1	129
17	TMB 210376	M	SP	29	283	5.98	56.1	1.28	349	-3.82	0.28	4.1	3.1	15.0	-16.6	49	-22	3.2	-26	-17	109	103	84	107	12	114
18	HJS 220236	M	SP	36	211	-	34.5	1.28	383	-0.01	-1.17	17.0	-0.3	32.8	24.7	64	-25	17.1	-20	2	95	97	108	101	7	111
19	JAB 220073	M	SP	26	210	-	36.9	1.22	357	-2.51	-0.73	5.4	0.6	13.4	-6.0	72	-19	10.3	-10	0	94	100	96	98	3	93
20	TMB 220318	M	SP	35	300	7.4	55.1	1.31	327	2.34	-1.17	24.0	0.4	45.2	37.4	147	-48	9.2	-3	18	107	120	94	102	4	122
21	FDS 220093	M	SP	36	193	5.73	36.5	1.20	344	-0.79	-1.06	13.3	3.9	29.0	9.7	61	-36	8.9	6	12	105	101	94	96	9	98
22	FKB 200013	M	SP	33	242	6.76	49.4	1.21	344	-0.97	-0.20	10.2	3.3	18.2	-5.5	20	1	10.3	-22	-4	106	98	96	108	7	114
23	CEF 210359	M	SP	32	256	5.93	47.9	1.26	356	0.91	-0.68	25.1	5.9	51.9	33.0	168	-73	15.8	16	43	113	118	106	108	6	109

DRAFT

© Compiled by the South African Stud Book and Livestock Improvement Association
All Pedigree- and Performance Data has been certified as correct

EXPLANATION OF CATALOGUE ABBREVIATIONS		VERDUIDELIKING VAN KATALOGUS AFKORTINGS	
Lot Number	LOT	LOT	Lot Nommer
Estimated breeding value	EBV	EBV	Beraamde teelwaarde
Parentage verification	Parentage	Ouerskap	Ouerskap verifikasie
Age in years / Number of calvings	AGE. / CALV.	OUD. / KALF.	Ouderdom in jaar / Aantal kalwings
Average Wean index / Number of calves weaned	Ave WI / CALV.	GEM SI / KALF.	Gemiddelde speen indeks / Aantal kalwers gespeen
Animal identification number	ID	ID	Dier se identifikasie nommer
Herd Book Section	SEC	AFD	Kuddeboek Afdeling
Herd Book Section: Pending Registration	PEN	PEN	Kuddeboek Afdeling: Wag vir Registrasie
Herd Book Section: Not for Registration	NFR	NFR	Kuddeboek Afdeling: Nie vir Registrasie
Herd Book Section: Foundation Generation	FO	FO	Kuddeboek Afdeling: Fondasie Generasie
Herd Book Section: Appendix A	A	A	Kuddeboek Afdeling: Aanhangsel A
Herd Book Section: Appendix B	B	B	Kuddeboek Afdeling: Aanhangsel B
Herd Book Section: Studbook Proper, a registered animal	SP	SP	Kuddeboek Afdeling: Studbook Proper, 'n geregistreerde dier
Genomically Tested	GT	GT	Genomies Getoets
Homozygous Horned (Celtic test)	HH(c)	HH(c)	Homosigoties horings (Celtic toets)
Homozygous Polled (Celtic test)	PP(c)	PP(c)	Homosigotiets Poena (Celtic toets)
Heterozygous Polled (Celtic test)	Pp(c)	Pp(c)	Heterosigoties Poena (Celtic toets)
Phenotypically Polled	P	P	Fenotipies Poena
Intercalving Period	ICP	TKP	Tussen-Kalf Periode
Birth Direct breeding value	Birth Dir.	Geb. Dir	Geboorte Direk teelwaarde
Wean Direct breeding value	Wean Dir.	Spn. Dir.	Speen Direk teelwaarde
Wean Maternal breeding value	Wean Mat.	SPn. Mat.	Speen Maternaal teelwaarde
Scrotal Circumference	Scr. Circ.	Skr. Omt.	Skrotum omtrek
Heifer Fertility	Heifer Fert.	Vers Vrugb.	Vers Vrugbaarheid
Cow Fertility	Cow Fert.	Koei Vrugb.	Koei Vrugbaarheid
Longevity	Longev.	Lankl.	Lanklewendheid
Mature Weight	Mat. Wt.	Volw. Gewig	Volwasse gewig
Average Daily Gain (g/day)	ADG	GDT	Gemiddelde Daaglikse Toename
Feed Conversion Ratio (kg:kg)	FCR	VOV	Voeromset Verhouding
Eye Muscle Area	EMA	OSO	Oogspier grootte
Backfat Thickness	Fat	Vet	Rugvet Diepte
Marbeling (intra-muscular fat)	Mar	Mar	Marmering (binne-spierse vet)
365-day weight index	365D Index	365D Indeks	365-dae gewig indeks
540-day weight index	540D Index	540D Indeks	540-dae gewig indeks
Length-Height ratio	LH	LH	Lengte-Hoogte Verhouding
Actual Birth weight	Birth Wt.	Geb. gewig	Werklike Geboorte gewig
205-day Dam-age corrected weight	205d Wt.	205d gewig	205-dag Moeder-ouderdom gekorrigeerde gewig
Cow-Calf Birth Ratio	CCG	KKG	Koei-Kalf Geboorte Verhouding
Cow-Calf Wean Ratio	CCW	KKS	Koei-Kalf Speen Verhouding
Average Weaning Index	Avg. Wean Index	Gem. Spn. Indeks	Gemiddelde speen indeks
Number of Calves	Nr. Calves	Aant. Kalw.	Aantal kalwers
Reproduction Index	Repr. Index	Repr. Indeks	Reproduksie indeks
Animal sex: M - Male, F - Female	M / F	M / V	Dier geslag: M - Manlik, V - Vroulik