AMPTELIKE VEILINGSKATALOGUS VIR / OFFICIAL AUCTION CATALOGUE FOR

NU-ALCADE 2026

Veilingsdatum / Auction Date:
19 February 2026

Data soos op / Data as on:
01 December 2025

BONSMARA SA

SA STAMBOEK STUD BOOK

DRAFT

SALES UNDER AUSPICES OF BONSMARA SA

Bonsmara stud breeding is subject to the stipulations of the Livestock Improvement Act and conforms to the standards of Bonsmara SA. The Society therefore has the right to implement certain controls to ensure the accuracy of information regarding Parentage, Performance and Estimated Breeding Values.

Information regarding Parentage, Performance and Estimated Breeding Values of animals, as supplied by the breeder, have been verified and compared to the official database of LOGIX BEEF. Bonsmara SA therefore, confirms the accuracy of such information.

To the knowledge of the Society these controls have been carried out accurately. However, the Society does not take any responsibility for incorrect information through printing errors or incorrect information provided by the breeder.

Animals on such sales have been visually screened by Inspectors of Bonsmara SA and comply with the Bonsmara Minimum Breed Standards as stipulated by the Society.

The Society DOES NOT have any control over:

- Immunization and health status of animals
- Pregnancy status of cows and heifers
- Suitability of a bull for breeding
- Fertility status as well as venereal diseases and
- Commercial animals

Since the above is not classified as information regarding Parentage, Performance and Estimated Breeding Values, it DOES NOT fall within the jurisdiction of the meaning "Under the Auspices of Bonsmara SA".

VEILINGS ONDER BESKERMING VAN BONSMARA SA

Bonsmara stoetteling wat onderhewig is aan die bepalings van die Veeverbeteringswet, vind plaas onder die vaandel van Bonsmara SA. Daarom behou die Genootskap hom die reg voor om kontroles volgens bepaalde prosedures uit te oefen ten opsigte van Ouerskap inligting, Prestasiedata en Beraamde Teelwaardes.

Ouerskap inligting, Prestasiedata en Beraamde Teelwaardes soos deur die teler voorsien vir die doel van hierdie katalogus, is gekontroleer en vergelyk met die amptelike databasis soos gehou deur LOGIX BEEF. Bonsmara SA bevestig dus die korrektheid van sodanige inligting.

Alhoewel die kontroles na die beste wete van die Genootskap gedoen is, kan die Genootskap egter nie verantwoordelik gehou word vir foutiewe inligting as gevolg van drukkersfoute of verkeerde inligting deur die telers verskaf nie.

Diere wat op hierdie veilings aangebied word, is onderwerp aan 'n proses van visuele inspeksie deur Keurders van Bonsmara SA en voldoen aan die Bonsmara Minimum Rasstandaarde soos bepaal deur die Genootskap.

Die Genootskap het egter GEEN beheer oor:

- Immunisering en gesondheidstatus van diere
- Dragtigheidstatus van koeie en verse
- Teelgeskiktheid van bulle
- Vrugbaarheidstatus, asook geslagsiektes en
- Kommersiële diere nie.

Aangesien bogenoemde nie val onder die bedoeling met Ouerskap inligting, Prestasiedata en Beraamde Teelwaardes nie, sorteer dit NIE onder die jurisdiksie van die bedoeling "Onder beskerming van Bonsmara SA" nie.

DRAFT

ANIMAL AND PEDIGREE INFORMATION

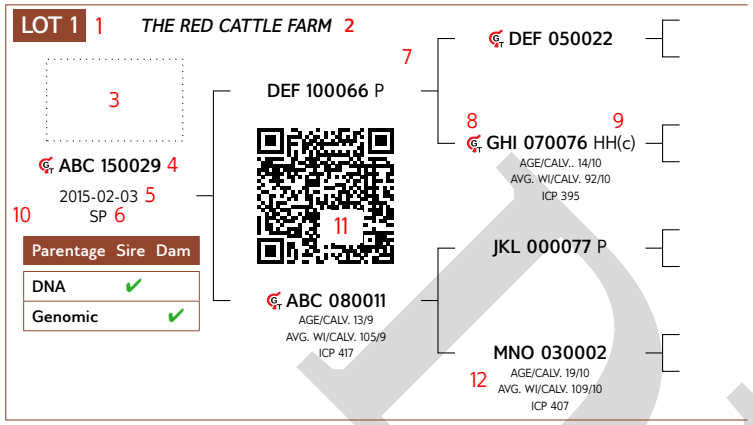

1. Lot Number
2. Owner of the animal
3. Herd's logo (if available)
4. Animal Identification Number
5. Birth date
6. Herd book section - NFR / PEN / F0 / A / B / SP
7. Four (4) generation pedigree
8. Genomic testing - it is indicated with the **GT** logo
9. Polled Status - the status will only be printed for animals that have been tested
10. Parentage Verification - a green tick (✔) indicates that the sire and/or dam has been verified via either microsatellite (DNA), or Genomic testing
11. QR Code - This code can be scanned with a smartphone or tablet. It redirects to the animal's information on **www.SABeefBulls.com** where all information for the animal is available.
12. Dam information
    - Age and Number of Calvings
    - Average Wean Index and Number of Calves Weaned
    - Intercalving Period

MYOSTATIN STATUS

The animal's status, if tested for myostatin variants, is indicated as follows:

- Not Tested
- 0 - Normal
- 1 - Heterozygous / Carrier of Double-Muscling gene
- 2 - Homozygous / Double-Muscled

LOGIX SELECTION VALUES

Calving Ease Value	Weaner Calf Value	Fertility Value	Maintenance Value	Cow Value	Growth Value	Carcass Value
109	98	111	99	101	98	103
1	2	3	4	5	6	7



5 LOGIX Cow Value

Selection of:

- Fertile cows,
- with low maintenance,
- that calf easily,
- and wean heavy calves relative to own weight

1 Calving Ease Value	EBVs Birth Direct & Maternal
Calf Growth Value	EBV Wean Direct
3 Fertility Value	EBVs Cow & Heifer Fertility, EBV Longevity
Milk Value	EBV Wean Maternal
4 Maintenance Value	EBVs Mature weight & Milk

2 LOGIX Weaner Calf Value

Selection for heavy weaners

Measurements: Weaning weight, Birth weight, and Mature weight

EBVs: Wean direct & maternal, Birth direct & maternal, Mature weight

6 LOGIX Growth Value

Selection for efficient growers on veld and in feedlot

Measurements: Phase C and D Growth test traits

EBVs: Weaning weight, End weight, ADG and Intake

7 LOGIX Carcass Value

Selection for higher meat yields on a carcass

Measurements: Phase C and D Growth test traits, RTU scanning traits

EBVs: End weight, Eye Muscle Area and Fat

HOW TO USE SELECTION VALUES

Sub-values sould also be compatible with your selection goal. Don't select only on the Cow Value

AVERAGE ANIMALS

(NO GROWTH EXTREMES)

- Selection Values 90 to 110
- Cow Value & Fertility Value average to high

A safe choice, as animals are profitble in most environments.

GROWERS

(GOOD ENVIRONMENT)

- Weaner Calf / Growth Value > 110
- Cow Value & Fertility Value average to high

Growers are heavier at birth (lower Calving Ease Value), and heavier at maturity (lower Maintenance Value).

LOW-MAINTENANCE ANIMALS

(HARSH ENVIRONMENT)

- Maintence Value > 110
- Cow Value & Fertility Value average to high

Lighter cows have a lower maintenance (higher Maintenance Value).

INTERPRETATION OF BREEDING VALUE INDICES AND SELECTION VALUES

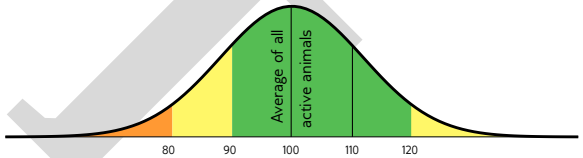

Average between 90 and 110, Acceptable between 80 and 120

DRAFT

© Compiled by the South African Stud Book and Livestock Improvement Association
All Pedigree- and Performance Data has been certified as correct

EXPLANATION OF BREEDING VALUES AND SELECTION VALUES

		Traits		Description/Measurement	Goal	General Guidelines						
							<80	<90	90-110	>110	>120	
Selection Values	5	**Cow Value**	CV	Combination of Calving Ease, Calf Growth, Milk, Maintenance and Fertility Values (Rand-Value)	Profitable Cow	Loss						Profit
	1	**Calving Ease Value**	CEV	Risk for calving problems (calf too heavy) vs calf too small	Average birth weight	High						Low
		Calf Growth Value	CGrV	Calf's genetic ability for pre-weaning growth	Heavy weaner calf	Light						Heavy
		Milk Value	MlkV	Cow's genetic mothering and milking ability	Enough milk for the calf	Less						More
	4	**Maintenance Value**	MntV	Maintenance requirements of cow (cow weight and milk)	Low cow maintenance	High					*	Low
	3	**Fertility Value**	FertV	Fertility and retention of cows and heifers	Fertile cows	Low						High
	2	**Weaner Calf Value**	WnCV	Combination of calf's weight and cow's milk	Heavy weaner calves	Light						Heavy
	6	**Growth Value**	GV	Efficient growth on veld and in feedlot (Rand-value)	Profitable growth	Loss						Profit
	7	**Carcass Value**	VarcV	Meat on carcass (Weight and RTU EBVs)	More meat on the carcass	Less						More
		Production Value	PV	Combination of Cow- and Growth values (Rand-value)	Profitable animals	Loss						Profit
Cow & Heifer	8	**Birth Weight Direct**	BD	Birth weight (Calf's genetic ability)	Average birth weight	Heavy						Light
		Birth Weight Maternal	BM	Birth weight (Cow's genetic ability)	Easy calving	Heavy						Light
	9	**Weaning Weight Direct**	WD	Weaning weight (Calf's genetic ability)	Heavy weaner calves	Light						Heavy
	10	**Weaning Weight Maternal**	WM	Weaning weight (Cow's genetic ability)	Good mothers	Poor						Good
	18	**Mature Cow Weight**	MW	Cow weight at weaning of first three calves	Average mature cow weight	Light				*	*	Heavy
		Cow-Calf Birth	CCB	EBV Birth Direct / EBV Mature Cow weight	Average	Low						High
		Cow-Calf Wean	CCW	EBV Wean Direct / EBV Mature Cow weight	High calf-cow ratio	Low						High
Fertility	12	**Heifer Fertility**	HF	Age at first calving	Fertile heifers	Less						More
	13	**Cow Fertility**	CF.E	First 3 inter-calving periods (ICPs)	Fertile cows	Less						More
	11	**Scrotal Circumference**	SC	Scrotal circumference as measured during the growth test	Fertile bulls	Less						More
	14	**Longevity**	LG	Retention of progeny	Acceptable progeny	Poor						Good
Growth & Frame	15	**Post-Wean Weight**	PWn	12- and 18 month weights	Good post-wean growth	Low					*	High
	16	**Average Daily Gain**	ADG	Average daily gain	Good growth	Poor						Good
	17	**Feed Conversion Ratio**	FCR	100g feed intake / g weight gain	Feed efficiency	Poor						Good
		Final Test Weight	FW	Final weight in the growth test	Heavy carcass	Light					*	Heavy
	19	**Height**	H	Shoulder height in growth test	Average height	Short						Tall
	20	**Length**	L	Length in growth test	Longer for more muscle	Short						Long
	24	**Length-Height Ratio**	LH	EBV Length / EBV Height	Longer rather than tall	<1						>1
Carcass	21	**Eye Muscle Area**	EMA	RTU measured eye muscle area	Bigger steaks	Small						Big
	22	**Fat Thickness**	Fat	RTU measured P8 backfat thickness	Carcass quality	Thin						Thick
	23	**Marbling**	Mar	RTU measured % of intra-muscular fat	Juicy meat	Low						High
		Dressing Percentage	D%	Carcass weight / Live weight	High dressing percentage	Low						High

* Determined by own selection goal

GENETIC VALUES - BUILDING BLOCKS

Calf and Mother			Fertility				Post-Wean Growth			Frame			Carcass		
Birth Dir.	Wean Dir.	Wean Mat.	Scrot. Circ.	Heifer Fert.	Cow Fert.	Longev.	Post Wean	ADG	FCR	Mature Weight	Height	Length	EMA	Fat	Mar
99	99	90	97	75	92	85	100	94	93	92	123	110	104	100	79
8	9	10	11	12	13	14	15	16	17	18	19	20	21	22	23

The Logix Selection Values are compiled of specific genetic building blocks, as indicated in the selection value descritions on the previous page. These genetic building blocks are indicated in the catalogue by their Breeding Value Indices.

PHENOTYPIC VALUES

Wean Index	365D Index	540D Index	ADG Index	FCR Index	Scrotum	LH
109	104	105	122	117	327	1.22
			16	17	11	24

- Wean, 365D, 504D, ADG and FCR Indices - phenotypic index obtained within the animal's contemporary group
- Scrotum - adjusted scrotal circumference, in mm, as measured during the growth test
- Length-Height Ratio (LH) - the animal's length / height ratio as measured during the growth test

DRAFT

© Compiled by the South African Stud Book and Livestock Improvement Association
All Pedigree- and Performance Data has been certified as correct

BULLS

LOT 1

THINUS MARITZ BOERDERY

TMB 230035 HH(c)
2023-02-12
SP

Parentage	Sire	Dam
DNA	✔	
Genomic	✔	

TMB 190535 HH(c)
- AG 160402
  - CEW 110234
  - AG 100734 — AGE/CALV. 11/9, AVG. WI/CALV. 101/9
- AG 080090 — AGE/CALV. 13/11, AVG. WI/CALV. 105/11, ICP 370
  - AG 040158
  - HTC 010028 — AGE/CALV. 15/10, AVG. WI/CALV. 110/10

TMB 190230 — AGE/CALV. 6/4, AVG. WI/CALV. 95/3, ICP 403
- CEF 130317 HH(c)
  - CEF 110301 HH(c)
  - CEF 100161 — AGE/CALV. 13/9, AVG. WI/CALV. 103/7
- TMB 170287 — AGE/CALV. 3/1, AVG. WI/CALV. 106/1, ICP -
  - HJS 130451
  - HJS 090058 — AGE/CALV. 11/9, AVG. WI/CALV. 104/9

Calving Ease Value	Weaner Calf Value	Fertility Value	Maintenance Value	Cow Value	Growth Value	Carcass Value
104	108	95	89	103	132	105

Calf and Mother			Fertility				Post-Wean Growth			Frame			Carcass		
Birth Dir.	Wean Dir.	Wean Mat.	Scr. Circ.	Heifer Fert.	Cow Fert.	Longev.	Post Wean	ADG	FCR	Mature Weight	Height	Length	EMA	Fat	Mar
100	113	90	112	110	88	96	110	133	123	112	100	111	125	75	114

Wean Index	365D Index	540D Index	ADG Index	FCR Index	Scrotum	LH
94	-	-	118	-	367	1.26

Myostatin	
Q204X	0
NT821	0
F94L	0

REMARKS:

LOGIX EBV Analysis: 2025-11-17

LOT 2

THINUS MARITZ BOERDERY

TMB 230106 HH(c)
2023-03-09
SP

Parentage	Sire	Dam
DNA	✔	✔
Genomic	✔	

TMB 200231 HH(c)
- TMB 180646 — AGE/CALV. 2/1, AVG. WI/CALV. 96/1, ICP -
  - TMB 160299 HH(c)
  - TMB 150338 — AGE/CALV. 10/8, AVG. WI/CALV. 100/8
- TMB 160299 HH(c)
  - HJS 140016
  - CEF 130028 — AGE/CALV. 12/10, AVG. WI/CALV. 100/11

TMB 190374 — AGE/CALV. 5/3, AVG. WI/CALV. 90/3, ICP 361
- CEF 130317 HH(c)
  - CEF 110301 HH(c)
  - CEF 100161 — AGE/CALV. 13/9, AVG. WI/CALV. 103/7
- TMB 160662 — AGE/CALV. 9/8, AVG. WI/CALV. 104/6, ICP 375
  - CEF 100418
  - TMB 140368 — AGE/CALV. 5/3, AVG. WI/CALV. 93/3

Calving Ease Value	Weaner Calf Value	Fertility Value	Maintenance Value	Cow Value	Growth Value	Carcass Value
121	110	120	91	121	126	129

Calf and Mother			Fertility				Post-Wean Growth			Frame			Carcass		
Birth Dir.	Wean Dir.	Wean Mat.	Scr. Circ.	Heifer Fert.	Cow Fert.	Longev.	Post Wean	ADG	FCR	Mature Weight	Height	Length	EMA	Fat	Mar
117	113	79	93	121	105	116	124	120	114	111	107	110	115	140	130

Wean Index	365D Index	540D Index	ADG Index	FCR Index	Scrotum	LH
102	-	-	107	-	359	1.24

Myostatin	
Q204X	0
NT821	0
F94L	0

REMARKS:

LOGIX EBV Analysis: 2025-11-17

LOT 3

THINUS MARITZ BOERDERY

TMB 230266 HH(c)
2023-08-17
SP

Parentage	Sire	Dam
DNA	✔	
Genomic	✔	

TMB 200231 HH(c)
- TMB 180646 — AGE/CALV. 2/1, AVG. WI/CALV. 96/1, ICP -
  - TMB 160299 HH(c)
  - TMB 150338 — AGE/CALV. 10/8, AVG. WI/CALV. 100/8
- RPE 150048 HH(c)
  - LAR 050350
  - RPE 100008 — AGE/CALV. 15/13, AVG. WI/CALV. 100/12

TMB 190411 — AGE/CALV. 6/5, AVG. WI/CALV. 104/4, ICP 358
- CEF 130317 HH(c)
  - CEF 110301 HH(c)
  - CEF 100161 — AGE/CALV. 13/9, AVG. WI/CALV. 103/7
- TMB 170289 — AGE/CALV. 8/7, AVG. WI/CALV. 105/6, ICP 361
  - PER 100019 HH(c)
  - TMB 140372 — AGE/CALV. 9/8, AVG. WI/CALV. 97/7

Calving Ease Value	Weaner Calf Value	Fertility Value	Maintenance Value	Cow Value	Growth Value	Carcass Value
111	106	106	96	112	134	121

Calf and Mother			Fertility				Post-Wean Growth			Frame			Carcass		
Birth Dir.	Wean Dir.	Wean Mat.	Scr. Circ.	Heifer Fert.	Cow Fert.	Longev.	Post Wean	ADG	FCR	Mature Weight	Height	Length	EMA	Fat	Mar
113	99	112	127	109	98	106	112	132	133	101	113	108	109	113	118

Wean Index	365D Index	540D Index	ADG Index	FCR Index	Scrotum	LH
104	-	-	110	-	385	1.25

Myostatin	
Q204X	0
NT821	0
F94L	0

REMARKS:

LOGIX EBV Analysis: 2025-11-17

DRAFT

BULLE

LOT 4

THINUS MARITZ BOERDERY

TMB 230312 HH(c)
2023-08-21
SP

Ouerskap	Vaar	Moer
DNS	✔	✔
Genomies	✔	

- DAJ 200069 HH(c)
  - DAJ 180072
    - TOR 070049
    - DAJ 150169 — OUD/KALW. 10/7, GEM. SI/KALW. 103/7
  - DAJ 180024 — OUD/KALW. 7/6, GEM. SI/KALW. 99/5, TKP 385
    - AG 120131
    - DAJ 120180 — OUD/KALW. 13/11, GEM. SI/KALW. 98/10
- TMB 200119 — OUD/KALW. 5/2, GEM. SI/KALW. 103/2, TKP 380
  - CEF 130317 HH(c)
    - CEF 110301 HH(c)
    - CEF 100161 — OUD/KALW. 13/9, GEM. SI/KALW. 103/7
  - HJS 100359 — OUD/KALW. 12/10, GEM. SI/KALW. 105/8, TKP 363
    - HJS 080042
    - HJS 080161 — OUD/KALW. 12/10, GEM. SI/KALW. 102/10

Geboortegemak Waarde	Speenkalf Waarde	Vrugbaarheids-waarde	Onderhouds-waarde	Koeiwaarde	Groei-waarde	Karkas-waarde
123	113	113	105	124	122	119

Kalf en Moeder			Vrugbaarheid				Na-Speen Groei			Raam			Karkas		
Geb. Dir.	Spn. Dir.	Spn. Mat.	Skr. Omtr.	Vers Vrugb.	Koei Vrugb.	Lankl.	Na-Speen	GDT	VOV	Volw. Gewig	Hoogte	Lengte	OSO	Vet	Mar
123	103	101	77	118	98	115	102	121	91	93	90	96	96	132	140

Spn. Indeks	365D Indeks	540D Indeks	GDT Indeks	VOV Indeks	Skrotum	LH
96	-	-	95	-	333	1.28

Miostatien	
Q204X	0
NT821	0
F94L	0

OPMERKINGS:

LOGIX EBV Analise: 2025-11-17

LOT 5

THINUS MARITZ BOERDERY

TMB 230376 HH(c)
2023-08-28
SP

Ouerskap	Vaar	Moer
DNS	✔	
Genomies	✔	

- DAJ 200069 HH(c)
  - DAJ 180072
    - TOR 070049
    - DAJ 150169 — OUD/KALW. 10/7, GEM. SI/KALW. 103/7
  - DAJ 180024 — OUD/KALW. 7/6, GEM. SI/KALW. 99/5, TKP 385
    - AG 120131
    - DAJ 120180 — OUD/KALW. 13/11, GEM. SI/KALW. 98/10
- TMB 190451 — OUD/KALW. 6/4, GEM. SI/KALW. 101/4, TKP 371
  - CEF 130317 HH(c)
    - CEF 110301 HH(c)
    - CEF 100161 — OUD/KALW. 13/9, GEM. SI/KALW. 103/7
  - TMB 140391 — OUD/KALW. 7/7, GEM. SI/KALW. 102/7, TKP 365
    - FCT 080118
    - MMJ 040148 — OUD/KALW. 13/10, GEM. SI/KALW. 99/10

Geboortegemak Waarde	Speenkalf Waarde	Vrugbaarheids-waarde	Onderhouds-waarde	Koeiwaarde	Groei-waarde	Karkas-waarde
93	129	112	92	128	121	129

Kalf en Moeder			Vrugbaarheid				Na-Speen Groei			Raam			Karkas		
Geb. Dir.	Spn. Dir.	Spn. Mat.	Skr. Omtr.	Vers Vrugb.	Koei Vrugb.	Lankl.	Na-Speen	GDT	VOV	Volw. Gewig	Hoogte	Lengte	OSO	Vet	Mar
92	127	99	116	107	102	117	122	123	113	108	113	123	108	117	125

Spn. Indeks	365D Indeks	540D Indeks	GDT Indeks	VOV Indeks	Skrotum	LH
108	-	-	98	-	356	1.29

Miostatien	
Q204X	0
NT821	0
F94L	0

OPMERKINGS:

LOGIX EBV Analise: 2025-11-17

LOT 6

THINUS MARITZ BOERDERY

TMB 230385 HH(c)
2023-08-28
SP

Ouerskap	Vaar	Moer
DNS	✔	
Genomies	✔	

- TMB 200126 HH(c)
  - CEF 130317 HH(c)
    - CEF 110301 HH(c)
    - CEF 100161 — OUD/KALW. 13/9, GEM. SI/KALW. 103/7
  - HJS 110012 — OUD/KALW. 12/10, GEM. SI/KALW. 99/10, TKP 365
    - HJS 080115
    - HJS 090039 — OUD/KALW. 6/4, GEM. SI/KALW. 104/4
- TMB 200162 — OUD/KALW. 5/3, GEM. SI/KALW. 109/2, TKP 500
  - TMB 160299 HH(c)
    - HJS 140016
    - CEF 130028 — OUD/KALW. 12/10, GEM. SI/KALW. 100/11
  - TMB 160017 — OUD/KALW. 9/8, GEM. SI/KALW. 109/7, TKP 384
    - CEF 100418
    - TMB 140201 — OUD/KALW. 11/7, GEM. SI/KALW. 101/4

Geboortegemak Waarde	Speenkalf Waarde	Vrugbaarheids-waarde	Onderhouds-waarde	Koeiwaarde	Groei-waarde	Karkas-waarde
101	108	72	113	91	103	107

Kalf en Moeder			Vrugbaarheid				Na-Speen Groei			Raam			Karkas		
Geb. Dir.	Spn. Dir.	Spn. Mat.	Skr. Omtr.	Vers Vrugb.	Koei Vrugb.	Lankl.	Na-Speen	GDT	VOV	Volw. Gewig	Hoogte	Lengte	OSO	Vet	Mar
99	108	87	100	83	66	111	107	99	83	87	70	89	115	124	119

Spn. Indeks	365D Indeks	540D Indeks	GDT Indeks	VOV Indeks	Skrotum	LH
98	-	-	99	-	370	1.26

Miostatien	
Q204X	0
NT821	0
F94L	0

OPMERKINGS:

LOGIX EBV Analise: 2025-11-17

DRAFT

© Compiled by the South African Stud Book and Livestock Improvement Association
All Pedigree- and Performance Data has been certified as correct

BULLS

LOT 7

J.A. BENEKE

JAB 220080
2022-10-04
SP

Parentage	Sire	Dam
DNA	✔	
Genomic		

HVD 180133
- JCV 140106
  - GJS 070072 HH(c)
  - JCV 070133 — AGE/CALV. 9/7, AVG. WI/CALV. 100/7
- OLI 140006 — AGE/CALV. 10/8, AVG. WI/CALV. 99/7, ICP 411
  - BBN 090020
  - OLI 090404 — AGE/CALV. 11/8, AVG. WI/CALV. 103/8

JAB 180014 — AGE/CALV. 7/6, AVG. WI/CALV. 98/5, ICP 362
- HVD 140007
  - BBN 090176
  - SYF 080182 — AGE/CALV. 14/12, AVG. WI/CALV. 94/12
- JAB 130195 — AGE/CALV. 11/8, AVG. WI/CALV. 108/8, ICP 421
  - BEI 080114
  - JAB 110054 — AGE/CALV. 12/10, AVG. WI/CALV. 94/10

Calving Ease Value	Weaner Calf Value	Fertility Value	Maintenance Value	Cow Value	Growth Value	Carcass Value
104	98	100	104	97	92	91

Calf and Mother			Fertility				Post-Wean Growth			Frame			Carcass		
Birth Dir.	Wean Dir.	Wean Mat.	Scr. Circ.	Heifer Fert.	Cow Fert.	Longev.	Post Wean	ADG	FCR	Mature Weight	Height	Length	EMA	Fat	Mar
101	102	87	93	92	102	107	98	95	91	95	98	97	90	70	77

Wean Index	365D Index	540D Index	ADG Index	FCR Index	Scrotum	LH
105	-	-	96	-	366	1.25

Myostatin	
Q204X	0
NT821	0
F94L	0

REMARKS:

LOGIX EBV Analysis: 2025-11-17

LOT 8

J.A. BENEKE

JAB 230015
2023-05-19
SP

Parentage	Sire	Dam
DNA	✔	✔
Genomic		

HVD 180133
- JCV 140106
  - GJS 070072 HH(c)
  - JCV 070133 — AGE/CALV. 9/7, AVG. WI/CALV. 100/7
- OLI 140006 — AGE/CALV. 10/8, AVG. WI/CALV. 99/7, ICP 411
  - BBN 090020
  - OLI 090404 — AGE/CALV. 11/8, AVG. WI/CALV. 103/8

JAB 170003 — AGE/CALV. 7/4, AVG. WI/CALV. 102/2, ICP 429
- JDB 120038
  - LAR 070037
  - JDB 090038 — AGE/CALV. 10/8, AVG. WI/CALV. 102/8
- JAB 140076 — AGE/CALV. 4/2, AVG. WI/CALV. 107/2, ICP 538
  - ZYL 080020
  - JAB 040076 — AGE/CALV. 12/10, AVG. WI/CALV. 109/9

Calving Ease Value	Weaner Calf Value	Fertility Value	Maintenance Value	Cow Value	Growth Value	Carcass Value
113	99	93	120	100	92	83

Calf and Mother			Fertility				Post-Wean Growth			Frame			Carcass		
Birth Dir.	Wean Dir.	Wean Mat.	Scr. Circ.	Heifer Fert.	Cow Fert.	Longev.	Post Wean	ADG	FCR	Mature Weight	Height	Length	EMA	Fat	Mar
113	93	97	111	92	96	100	93	98	103	84	102	97	101	60	88

Wean Index	365D Index	540D Index	ADG Index	FCR Index	Scrotum	LH
92	-	-	99	-	373	1.21

Myostatin	
Q204X	0
NT821	0
F94L	0

REMARKS:

LOGIX EBV Analysis: 2025-11-17

LOT 9

J.A. BENEKE

JAB 230020
2023-05-23
SP

Parentage	Sire	Dam
DNA	✔	
Genomic		

HVD 180133
- JCV 140106
  - GJS 070072 HH(c)
  - JCV 070133 — AGE/CALV. 9/7, AVG. WI/CALV. 100/7
- OLI 140006 — AGE/CALV. 10/8, AVG. WI/CALV. 99/7, ICP 411
  - BBN 090020
  - OLI 090404 — AGE/CALV. 11/8, AVG. WI/CALV. 103/8

JAB 120050 — AGE/CALV. 12/9, AVG. WI/CALV. 98/8, ICP 414
- BEI 080114
  - BEI 010126
  - BEI 000035 — AGE/CALV. 13/11, AVG. WI/CALV. 99/11
- JAB 090036 — AGE/CALV. 5/2, AVG. WI/CALV. 110/2, ICP 378
  - TBR 040544
  - JAB 060045 — AGE/CALV. 11/8, AVG. WI/CALV. 98/8

Calving Ease Value	Weaner Calf Value	Fertility Value	Maintenance Value	Cow Value	Growth Value	Carcass Value
106	93	107	108	98	89	85

Calf and Mother			Fertility				Post-Wean Growth			Frame			Carcass		
Birth Dir.	Wean Dir.	Wean Mat.	Scr. Circ.	Heifer Fert.	Cow Fert.	Longev.	Post Wean	ADG	FCR	Mature Weight	Height	Length	EMA	Fat	Mar
104	97	88	98	104	108	102	93	91	97	91	97	90	84	86	93

Wean Index	365D Index	540D Index	ADG Index	FCR Index	Scrotum	LH
95	-	-	106	-	360	1.22

Myostatin	
Q204X	0
NT821	0
F94L	1

REMARKS:

LOGIX EBV Analysis: 2025-11-17

DRAFT

© Compiled by the South African Stud Book and Livestock Improvement Association
All Pedigree- and Performance Data has been certified as correct

BULLE

LOT 10

J.A. BENEKE

JAB 230026
2023-05-26
SP

Ouerskap	Vaar	Moer
DNS ✔		
Genomies		

- SBJ 180023
  - BBM 070055 HH(c)
    - JRB 000116
    - JRB 030026 (OUD/KALW. 18/15, GEM. SI/KALW. 109/14)
  - FDS 130123 (OUD/KALW. 10/8, GEM. SI/KALW. 97/7, TKP 388)
    - FDS 090090
    - FDS 080047 (OUD/KALW. 8/6, GEM. SI/KALW. 99/6)
- JAB 180048 (OUD/KALW. 7/5, GEM. SI/KALW. 103/4, TKP 437)
  - AG 130059
    - CEF 040462 HH(c)
    - AG 060452 (OUD/KALW. 14/11, GEM. SI/KALW. 102/11)
  - JAB 120073 (OUD/KALW. 12/10, GEM. SI/KALW. 99/10, TKP 369)
    - BEI 090106
    - JAB 060002 (OUD/KALW. 14/9, GEM. SI/KALW. 106/9)

Geboortegemak Waarde	Speenkalf Waarde	Vrugbaarheids-waarde	Onderhouds-waarde	Koeiwaarde	Groei-waarde	Karkas-waarde
96	114	108	107	114	99	101

Kalf en Moeder			Vrugbaarheid				Na-Speen Groei			Raam			Karkas		
Geb. Dir.	Spn. Dir.	Spn. Mat.	Skr. Omtr.	Vers Vrugb.	Koei Vrugb.	Lankl.	Na-Speen	GDT	VOV	Volw. Gewig	Hoogte	Lengte	OSO	Vet	Mar
92	112	97	113	105	108	99	103	103	108	91	111	108	101	98	92

Spn. Indeks	365D Indeks	540D Indeks	GDT Indeks	VOV Indeks	Skrotum	LH
95	-	-	91	-	372	1.20

Miostatien	
Q204X	0
NT821	0
F94L	0

OPMERKINGS:

LOGIX EBV Analise: 2025-11-17

LOT 11

J.A. BENEKE

JAB 230089
2023-07-13
SP

Ouerskap	Vaar	Moer
DNS ✔		
Genomies		

- SBJ 180023
  - BBM 070055 HH(c)
    - JRB 000116
    - JRB 030026 (OUD/KALW. 18/15, GEM. SI/KALW. 109/14)
  - FDS 130123 (OUD/KALW. 10/8, GEM. SI/KALW. 97/7, TKP 388)
    - FDS 090090
    - FDS 080047 (OUD/KALW. 8/6, GEM. SI/KALW. 99/6)
- OLI 160310 (OUD/KALW. 8/5, GEM. SI/KALW. 115/4, TKP 484)
  - JMP 110239
    - JMP 080242
    - JMP 020232 (OUD/KALW. 12/8, GEM. SI/KALW. 103/7)
  - OLI 130125 (OUD/KALW. 11/8, GEM. SI/KALW. 97/8, TKP 357)
    - LAR 090372
    - OLI 080468 (OUD/KALW. 12/8, GEM. SI/KALW. 106/8)

Geboortegemak Waarde	Speenkalf Waarde	Vrugbaarheids-waarde	Onderhouds-waarde	Koeiwaarde	Groei-waarde	Karkas-waarde
83	108	90	94	99	113	121

Kalf en Moeder			Vrugbaarheid				Na-Speen Groei			Raam			Karkas		
Geb. Dir.	Spn. Dir.	Spn. Mat.	Skr. Omtr.	Vers Vrugb.	Koei Vrugb.	Lankl.	Na-Speen	GDT	VOV	Volw. Gewig	Hoogte	Lengte	OSO	Vet	Mar
84	109	112	117	91	94	96	107	115	124	104	134	123	105	126	115

Spn. Indeks	365D Indeks	540D Indeks	GDT Indeks	VOV Indeks	Skrotum	LH
106	-	-	111	-	355	1.18

Miostatien	
Q204X	0
NT821	0
F94L	0

OPMERKINGS:

LOGIX EBV Analise: 2025-11-17

LOT 12

J.A. BENEKE

JAB 230095
2023-07-22
SP

Ouerskap	Vaar	Moer
DNS ✔		
Genomies		

- SBJ 180023
  - BBM 070055 HH(c)
    - JRB 000116
    - JRB 030026 (OUD/KALW. 18/15, GEM. SI/KALW. 109/14)
  - FDS 130123 (OUD/KALW. 10/8, GEM. SI/KALW. 97/7, TKP 388)
    - FDS 090090
    - FDS 080047 (OUD/KALW. 8/6, GEM. SI/KALW. 99/6)
- JAB 110068 (OUD/KALW. 12/10, GEM. SI/KALW. 95/10, TKP 389)
  - TBR 040544
    - TBR 980709
    - TBR 970025 (OUD/KALW. 9/4, GEM. SI/KALW. 112/3)
  - JAB 070065 (OUD/KALW. 9/7, GEM. SI/KALW. 96/7, TKP 395)
    - CJJ 020023
    - JAB 030027 (OUD/KALW. 10/7, GEM. SI/KALW. 96/7)

Geboortegemak Waarde	Speenkalf Waarde	Vrugbaarheids-waarde	Onderhouds-waarde	Koeiwaarde	Groei-waarde	Karkas-waarde
74	106	99	86	97	120	118

Kalf en Moeder			Vrugbaarheid				Na-Speen Groei			Raam			Karkas		
Geb. Dir.	Spn. Dir.	Spn. Mat.	Skr. Omtr.	Vers Vrugb.	Koei Vrugb.	Lankl.	Na-Speen	GDT	VOV	Volw. Gewig	Hoogte	Lengte	OSO	Vet	Mar
73	118	95	118	98	103	94	116	119	120	116	121	117	104	100	112

Spn. Indeks	365D Indeks	540D Indeks	GDT Indeks	VOV Indeks	Skrotum	LH
109	-	-	121	-	353	1.22

Miostatien	
Q204X	0
NT821	0
F94L	0

OPMERKINGS:

LOGIX EBV Analise: 2025-11-17

DRAFT

© Compiled by the South African Stud Book and Livestock Improvement Association
All Pedigree- and Performance Data has been certified as correct

BULLS

LOT 13 — *J.A. BENEKE*

JAB 230113
2023-08-19
SP

Parentage	Sire	Dam
DNA	✔	
Genomic		

- JAB 190003
  - HVD 140007
    - BBN 090176
    - SYF 080182 (AGE/CALV. 14/12; AVG. WI/CALV. 94/12)
  - JAB 120099 (AGE/CALV. 12/10; AVG. WI/CALV. 98/10; ICP 367)
    - BEI 090115
    - JAB 040057 (AGE/CALV. 15/12; AVG. WI/CALV. 95/11)
- JAB 180125 (AGE/CALV. 7/5; AVG. WI/CALV. 102/3; ICP 367)
  - JAB 140054
    - LAR 100078
    - JAB 090123 (AGE/CALV. 7/4; AVG. WI/CALV. 111/3)
  - JAB 080039 (AGE/CALV. 12/10; AVG. WI/CALV. 107/10; ICP 386)
    - TBR 040544
    - JAB 050074 (AGE/CALV. 10/8; AVG. WI/CALV. 104/7)

Calving Ease Value	Weaner Calf Value	Fertility Value	Maintenance Value	Cow Value	Growth Value	Carcass Value
100	96	110	94	102	107	114

Calf and Mother			Fertility				Post-Wean Growth			Frame			Carcass		
Birth Dir.	Wean Dir.	Wean Mat.	Scr. Circ.	Heifer Fert.	Cow Fert.	Longev.	Post Wean	ADG	FCR	Mature Weight	Height	Length	EMA	Fat	Mar
104	103	95	104	108	109	100	106	107	99	105	110	105	103	112	106

Wean Index	365D Index	540D Index	ADG Index	FCR Index	Scrotum	LH
105	-	-	110	-	338	1.19

Myostatin	
Q204X	0
NT821	0
F94L	0

REMARKS:

LOGIX EBV Analysis: 2025-11-17

LOT 14 — *BESTRINA TRUST BOERDERY*

BTB 230001 HH(c)
2023-02-18
SP

Parentage	Sire	Dam
DNA	✔	
Genomic		

- TMB 160055
  - FCT 090082
    - BG 060002
    - FCT 050091 (AGE/CALV. 11/6; AVG. WI/CALV. 103/5)
  - TMB 130111 (AGE/CALV. 9/8; AVG. WI/CALV. 99/7; ICP 388)
    - MMJ 060240
    - CJJ 090028 (AGE/CALV. 8/7; AVG. WI/CALV. 105/6)
- BHB 200153 (AGE/CALV. 5/3; AVG. WI/CALV. 110/2; ICP 371)
  - THE 140182
    - THE 100126
    - THE 090029 (AGE/CALV. 7/5; AVG. WI/CALV. 103/4)
  - BHB 120073 (AGE/CALV. 12/10; AVG. WI/CALV. 104/10; ICP 368)
    - BHB 080076
    - T 030003 (AGE/CALV. 15/13; AVG. WI/CALV. 103/12)

Calving Ease Value	Weaner Calf Value	Fertility Value	Maintenance Value	Cow Value	Growth Value	Carcass Value
108	98	113	109	108	99	107

Calf and Mother			Fertility				Post-Wean Growth			Frame			Carcass		
Birth Dir.	Wean Dir.	Wean Mat.	Scr. Circ.	Heifer Fert.	Cow Fert.	Longev.	Post Wean	ADG	FCR	Mature Weight	Height	Length	EMA	Fat	Mar
104	91	111	132	107	115	103	96	100	95	89	74	85	74	123	114

Wean Index	365D Index	540D Index	ADG Index	FCR Index	Scrotum	LH
115	-	-	117	-	389	1.27

Myostatin	
Q204X	0
NT821	0
F94L	0

REMARKS:

LOGIX EBV Analysis: 2025-11-17

LOT 15 — *BESTRINA TRUST BOERDERY*

BTB 230023 HH(c)
2023-03-15
SP

Parentage	Sire	Dam
DNA	✔	✔
Genomic	✔	

- LFR 160061 HH(c)
  - FCT 120053
    - FCT 080201
    - FCT 080094 (AGE/CALV. 9/5; AVG. WI/CALV. 101/3)
  - BEI 070040 (AGE/CALV. 17/14; AVG. WI/CALV. 103/12; ICP 407)
    - BEI 010126
    - BEI 000038 (AGE/CALV. 11/9; AVG. WI/CALV. 97/8)
- HAS 160011 (AGE/CALV. 10/7; AVG. WI/CALV. 102/6; ICP 395)
  - LAR 110054
    - AG 070413
    - LAR 080102 (AGE/CALV. 8/5; AVG. WI/CALV. 101/5)
  - HAS 130201 (AGE/CALV. 11/7; AVG. WI/CALV. 100/7; ICP 428)
    - WBB 080049
    - AG 100276 (AGE/CALV. 12/7; AVG. WI/CALV. 112/7)

Calving Ease Value	Weaner Calf Value	Fertility Value	Maintenance Value	Cow Value	Growth Value	Carcass Value
81	106	121	90	109	134	129

Calf and Mother			Fertility				Post-Wean Growth			Frame			Carcass		
Birth Dir.	Wean Dir.	Wean Mat.	Scr. Circ.	Heifer Fert.	Cow Fert.	Longev.	Post Wean	ADG	FCR	Mature Weight	Height	Length	EMA	Fat	Mar
84	121	80	133	111	114	112	123	132	109	112	94	110	126	104	92

Wean Index	365D Index	540D Index	ADG Index	FCR Index	Scrotum	LH
114	-	-	122	-	377	1.26

Myostatin	
Q204X	0
NT821	0
F94L	0

REMARKS:

LOGIX EBV Analysis: 2025-11-17

DRAFT

© Compiled by the South African Stud Book and Livestock Improvement Association
All Pedigree- and Performance Data has been certified as correct

BULLE

LOT 16 — *BESTRINA TRUST BOERDERY*

BTB 230025 HH(c)
2023-03-16
SP

Ouerskap	Vaar	Moer
DNS	✔	
Genomies	✔	

- LFR 160061 HH(c)
  - FCT 120053
    - FCT 080201
    - FCT 080094 — OUD/KALW. 9/5, GEM. SI/KALW. 101/3
  - BEI 070040 — OUD/KALW. 17/14, GEM. SI/KALW. 103/12, TKP 407
    - BEI 010126
    - BEI 000038 — OUD/KALW. 11/9, GEM. SI/KALW. 97/8
- JRB 160061 — OUD/KALW. 9/7, GEM. SI/KALW. 114/5, TKP 372
  - JRB 110107
    - JRB 060014
    - JRB 030098 — OUD/KALW. 11/9, GEM. SI/KALW. 101/7
  - JRB 130098 — OUD/KALW. 8/5, GEM. SI/KALW. 103/4, TKP 409
    - RCO 090055
    - JRB 000027 — OUD/KALW. 15/11, GEM. SI/KALW. 101/10

Geboortegemak Waarde	Speenkalf Waarde	Vrugbaarheids-waarde	Onderhouds-waarde	Koeiwaarde	Groei-waarde	Karkas-waarde
108	94	117	101	104	104	109

Kalf en Moeder			Vrugbaarheid				Na-Speen Groei			Raam			Karkas		
Geb. Dir.	Spn. Dir.	Spn. Mat.	Skr. Omtr.	Vers Vrugb.	Koei Vrugb.	Lankl.	Na-Speen	GDT	VOV	Volw. Gewig	Hoogte	Lengte	OSO	Vet	Mar
103	96	95	119	97	116	116	106	102	93	98	93	102	109	81	96

Spn. Indeks	365D Indeks	540D Indeks	GDT Indeks	VOV Indeks	Skrotum	LH
114	-	-	111	-	357	1.28

Miostatien	
Q204X	0
NT821	0
F94L	0

OPMERKINGS:

LOGIX EBV Analise: 2025-11-17

LOT 17 — *BESTRINA TRUST BOERDERY*

BTB 230027 HH(c)
2023-03-16
SP

Ouerskap	Vaar	Moer
DNS	✔	✔
Genomies		

- CEF 160326
  - CEF 130548 HH(c)
    - GJN 100238
    - CEF 110046 — OUD/KALW. 14/11, GEM. SI/KALW. 104/11
  - CEF 130065 — OUD/KALW. 4/1, GEM. SI/KALW. 113/1, TKP -
    - AG 070480
    - CEF 050009 — OUD/KALW. 14/11, GEM. SI/KALW. 98/9
- SYF 130064 — OUD/KALW. 12/11, GEM. SI/KALW. 107/10, TKP 359
  - SYF 070036
    - AG 020251
    - SYF 990070 — OUD/KALW. 19/15, GEM. SI/KALW. 99/14
  - SYF 040121 — OUD/KALW. 15/12, GEM. SI/KALW. 104/11, TKP 414
    - LAR 000265
    - SYF 020008 — OUD/KALW. 13/11, GEM. SI/KALW. 107/11

Geboortegemak Waarde	Speenkalf Waarde	Vrugbaarheids-waarde	Onderhouds-waarde	Koeiwaarde	Groei-waarde	Karkas-waarde
116	122	93	127	120	86	101

Kalf en Moeder			Vrugbaarheid				Na-Speen Groei			Raam			Karkas		
Geb. Dir.	Spn. Dir.	Spn. Mat.	Skr. Omtr.	Vers Vrugb.	Koei Vrugb.	Lankl.	Na-Speen	GDT	VOV	Volw. Gewig	Hoogte	Lengte	OSO	Vet	Mar
116	104	104	90	111	85	99	99	87	70	77	73	77	122	126	120

Spn. Indeks	365D Indeks	540D Indeks	GDT Indeks	VOV Indeks	Skrotum	LH
111	-	-	98	-	364	1.25

Miostatien	
Q204X	0
NT821	0
F94L	0

OPMERKINGS:

LOGIX EBV Analise: 2025-11-17

LOT 18 — *INTERSWART INGDIENSTE EDMS BPK*

@interswart

FDS 230019
2023-04-04
SP

Ouerskap	Vaar	Moer
DNS		
Genomies		

- FDS 190009 HH(c)
  - TMB 160668
    - AG 120043
    - TMB 140350 — OUD/KALW. 4/3, GEM. SI/KALW. 102/2
  - FDS 160098 — OUD/KALW. 9/7, GEM. SI/KALW. 105/6, TKP 398
    - NFS 110196
    - FDS 080096 — OUD/KALW. 17/16, GEM. SI/KALW. 104/13
- FDS 200126 — OUD/KALW. 5/3, GEM. SI/KALW. 104/3, TKP 394
  - ABB 160024 HH(c)
    - ABB 090366
    - ABB 130114 — OUD/KALW. 10/8, GEM. SI/KALW. 99/8
  - FDS 180020 — OUD/KALW. 7/6, GEM. SI/KALW. 102/5, TKP 367
    - NFS 140132
    - FDS 150197 — OUD/KALW. 10/7, GEM. SI/KALW. 111/6

Geboortegemak Waarde	Speenkalf Waarde	Vrugbaarheids-waarde	Onderhouds-waarde	Koeiwaarde	Groei-waarde	Karkas-waarde
93	101	98	99	99	101	101

Kalf en Moeder			Vrugbaarheid				Na-Speen Groei			Raam			Karkas		
Geb. Dir.	Spn. Dir.	Spn. Mat.	Skr. Omtr.	Vers Vrugb.	Koei Vrugb.	Lankl.	Na-Speen	GDT	VOV	Volw. Gewig	Hoogte	Lengte	OSO	Vet	Mar
98	104	102	102	98	99	101	105	102	107	99	90	97	125	93	94

Spn. Indeks	365D Indeks	540D Indeks	GDT Indeks	VOV Indeks	Skrotum	LH
99	-	-	106	112	328	1.22

Miostatien	
Q204X	0
NT821	0
F94L	0

OPMERKINGS:

LOGIX EBV Analise: 2025-11-17

DRAFT

BULLS

LOT 19 *INTERSWART INGDIENSTE EDMS BPK*

@interswart

FDS 230049
2023-04-26
SP

Parentage	Sire	Dam
DNA	✔	✔
Genomic		

LFR 170077
- BBM 120194
  - JRB 080120
  - JRB 990208 (AGE/CALV. 17/13, AVG. WI/CALV. 103/14)
- LFR 150004 (AGE/CALV. 10/8, AVG. WI/CALV. 97/8, ICP 378)
  - HJL 120124
  - LMR 100127 (AGE/CALV. 14/12, AVG. WI/CALV. 100/12)

FDS 190088 (AGE/CALV. 6/4, AVG. WI/CALV. 94/3, ICP 388)
- FDS 160129
  - FDS 120007
  - FDS 130134 (AGE/CALV. 11/8, AVG. WI/CALV. 91/7)
- FDS 170042 (AGE/CALV. 8/6, AVG. WI/CALV. 108/6, ICP 411)
  - NFS 100157
  - FDS 130115 (AGE/CALV. 4/2, AVG. WI/CALV. 99/2)

Calving Ease Value	Weaner Calf Value	Fertility Value	Maintenance Value	Cow Value	Growth Value	Carcass Value
111	101	109	106	108	112	101

Calf and Mother			Fertility				Post-Wean Growth			Frame			Carcass		
Birth Dir.	Wean Dir.	Wean Mat.	Scr. Circ.	Heifer Fert.	Cow Fert.	Longev.	Post Wean	ADG	FCR	Mature Weight	Height	Length	EMA	Fat	Mar
113	101	93	118	102	107	110	101	113	104	93	102	98	105	91	98

Wean Index	365D Index	540D Index	ADG Index	FCR Index	Scrotum	LH
106	-	-	104	91	349	1.23

Myostatin	
Q204X	0
NT821	0
F94L	0

REMARKS:

LOGIX EBV Analysis: 2025-11-17

LOT 20 *INTERSWART INGDIENSTE EDMS BPK*

@interswart

FDS 230076
2023-05-10
SP

Parentage	Sire	Dam
DNA		
Genomic		

LFR 170077
- BBM 120194
  - JRB 080120
  - JRB 990208 (AGE/CALV. 17/13, AVG. WI/CALV. 103/14)
- LFR 150004 (AGE/CALV. 10/8, AVG. WI/CALV. 97/8, ICP 378)
  - HJL 120124
  - LMR 100127 (AGE/CALV. 14/12, AVG. WI/CALV. 100/12)

FDS 190024 (AGE/CALV. 6/4, AVG. WI/CALV. 105/3, ICP 437)
- TMB 160668
  - AG 120043
  - TMB 140350 (AGE/CALV. 4/3, AVG. WI/CALV. 102/2)
- FDS 090102 (AGE/CALV. 13/11, AVG. WI/CALV. 105/10, ICP 368)
  - AEK 040007
  - FDS 070070 (AGE/CALV. 10/8, AVG. WI/CALV. 101/8)

Calving Ease Value	Weaner Calf Value	Fertility Value	Maintenance Value	Cow Value	Growth Value	Carcass Value
87	101	95	95	96	111	106

Calf and Mother			Fertility				Post-Wean Growth			Frame			Carcass		
Birth Dir.	Wean Dir.	Wean Mat.	Scr. Circ.	Heifer Fert.	Cow Fert.	Longev.	Post Wean	ADG	FCR	Mature Weight	Height	Length	EMA	Fat	Mar
94	108	100	135	90	99	103	109	117	116	104	106	101	112	96	84

Wean Index	365D Index	540D Index	ADG Index	FCR Index	Scrotum	LH
105	-	-	110	106	357	1.20

Myostatin	
Q204X	0
NT821	0
F94L	0

REMARKS:

LOGIX EBV Analysis: 2025-11-17

LOT 21 *OUHOUDT BONSMARAS*

OUHOUDT BOERDERY

OUH 230035
2023-02-25
SP

Parentage	Sire	Dam
DNA	✔	
Genomic		

LAR 160458
- LAR 130059 HH(c)
  - AG 070176
  - LAR 100303 (AGE/CALV. 11/6, AVG. WI/CALV. 108/6)
- LAR 110350 (AGE/CALV. 7/4, AVG. WI/CALV. 99/4, ICP 399)
  - LAR 070090
  - LAR 060065 (AGE/CALV. 6/4, AVG. WI/CALV. 99/3)

AUG 090090 (AGE/CALV. 15/13, AVG. WI/CALV. 106/12, ICP 392)
- RGR 040246
  - BG 010028
  - RGR 960091 (AGE/CALV. 13/10, AVG. WI/CALV. 103/10)
- LTS 960083 (AGE/CALV. 16/13, AVG. WI/CALV. 104/13, ICP 394)
  - LTS 920150
  - LTS 910136 (AGE/CALV. 10/8, AVG. WI/CALV. 101/7)

Calving Ease Value	Weaner Calf Value	Fertility Value	Maintenance Value	Cow Value	Growth Value	Carcass Value
92	106	85	101	97	99	124

Calf and Mother			Fertility				Post-Wean Growth			Frame			Carcass		
Birth Dir.	Wean Dir.	Wean Mat.	Scr. Circ.	Heifer Fert.	Cow Fert.	Longev.	Post Wean	ADG	FCR	Mature Weight	Height	Length	EMA	Fat	Mar
95	107	103	96	91	88	96	102	93	75	97	75	90	109	144	129

Wean Index	365D Index	540D Index	ADG Index	FCR Index	Scrotum	LH
100	-	-	92	-	360	1.27

Myostatin	
Q204X	0
NT821	0
F94L	0

REMARKS:

LOGIX EBV Analysis: 2025-11-17

DRAFT

© Compiled by the South African Stud Book and Livestock Improvement Association
All Pedigree- and Performance Data has been certified as correct

BULLE

LOT 22 — *OUHOUDT BONSMARAS*

OUH 230019
2023-02-10
SP

Ouerskap	Vaar	Moer
DNS ✔		
Genomies		

- LAR 190319 HH(c)
  - LAR 140106
    - AG 070457
    - LAR 110029 (OUD/KALW. 6/3, GEM. SI/KALW. 105/3)
  - LAR 100159 (OUD/KALW. 15/11, GEM. SI/KALW. 105/11, TKP 415)
    - LAR 080054
    - LAR 020268 (OUD/KALW. 17/14, GEM. SI/KALW. 104/13)
- LAR 170488 (OUD/KALW. 8/5, GEM. SI/KALW. 92/4, TKP 389)
  - LAR 120455
    - LAR 090349
    - LAR 050015 (OUD/KALW. 10/8, GEM. SI/KALW. 108/7)
  - LAR 100296 (OUD/KALW. 15/12, GEM. SI/KALW. 94/12, TKP 375)
    - LAR 080008
    - LAR 040074 (OUD/KALW. 8/6, GEM. SI/KALW. 100/5)

Geboortegemak Waarde	Speenkalf Waarde	Vrugbaarheids-waarde	Onderhouds-waarde	Koeiwaarde	Groei-waarde	Karkas-waarde
93	106	94	112	99	102	102

Kalf en Moeder			Vrugbaarheid				Na-Speen Groei			Raam			Karkas		
Geb. Dir.	Spn. Dir.	Spn. Mat.	Skr. Omtr.	Vers Vrugb.	Koei Vrugb.	Lankl.	Na-Speen	GDT	VOV	Volw. Gewig	Hoogte	Lengte	OSO	Vet	Mar
89	109	87	98	98	88	111	109	101	99	88	73	93	99	93	94

Spn. Indeks	365D Indeks	540D Indeks	GDT Indeks	VOV Indeks	Skrotum	LH
90	-	-	91	-	351	1.25

Miostatien	
Q204X	0
NT821	0
F94L	0

OPMERKINGS:

LOGIX EBV Analise: 2025-11-17

LOT 23 — *OUHOUDT BONSMARAS*

OUH 230092
2023-09-21
SP

Ouerskap	Vaar	Moer
DNS ✔		
Genomies		

- CEF 190471
  - CEF 150315
    - CEF 100304 HH(c)
    - CEF 050121 (OUD/KALW. 12/10, GEM. SI/KALW. 99/10)
  - CEF 150112 (OUD/KALW. 10/8, GEM. SI/KALW. 103/6, TKP 395)
    - CEF 130437
    - CEF 130057 (OUD/KALW. 4/2, GEM. SI/KALW. 102/1)
- OUH 190054 (OUD/KALW. 6/4, GEM. SI/KALW. 111/3, TKP 455)
  - OUH 140137
    - JDB 050037
    - OUH 100091 (OUD/KALW. 5/2, GEM. SI/KALW. 100/2)
  - OUH 120086 (OUD/KALW. 13/10, GEM. SI/KALW. 101/10, TKP 411)
    - LAR 080376
    - ANH 050029 (OUD/KALW. 15/13, GEM. SI/KALW. 101/13)

Geboortegemak Waarde	Speenkalf Waarde	Vrugbaarheids-waarde	Onderhouds-waarde	Koeiwaarde	Groei-waarde	Karkas-waarde
91	102	99	100	97	104	108

Kalf en Moeder			Vrugbaarheid				Na-Speen Groei			Raam			Karkas		
Geb. Dir.	Spn. Dir.	Spn. Mat.	Skr. Omtr.	Vers Vrugb.	Koei Vrugb.	Lankl.	Na-Speen	GDT	VOV	Volw. Gewig	Hoogte	Lengte	OSO	Vet	Mar
87	107	93	87	102	95	107	102	101	101	99	96	105	109	98	93

Spn. Indeks	365D Indeks	540D Indeks	GDT Indeks	VOV Indeks	Skrotum	LH
107	-	-	91	-	330	1.25

Miostatien	
Q204X	0
NT821	0
F94L	0

OPMERKINGS:

LOGIX EBV Analise: 2025-11-17

LOT 24 — *LANGKLOOF GAME FARM*

LBV 230018
2023-08-17
SP

Ouerskap	Vaar	Moer
DNS		
Genomies		

- KBS 190007
  - CEF 100304 HH(c)
    - CEF 080025
    - CEF 070151 (OUD/KALW. 15/13, GEM. SI/KALW. 101/12)
  - KBS 140018 (OUD/KALW. 10/7, GEM. SI/KALW. 97/6, TKP 430)
    - AG 090762
    - WJK 060023 (OUD/KALW. 14/11, GEM. SI/KALW. 100/11)
- REV 190065 (OUD/KALW. 6/3, GEM. SI/KALW. 103/2, TKP 488)
  - HJL 130013 HH(c)
    - HJL 070124
    - HJL 080158 (OUD/KALW. 9/6, GEM. SI/KALW. 101/6)
  - REV 170013 (OUD/KALW. 8/5, GEM. SI/KALW. 105/4, TKP 391)
    - REV 140089
    - REV 140059 (OUD/KALW. 11/8, GEM. SI/KALW. 105/8)

Geboortegemak Waarde	Speenkalf Waarde	Vrugbaarheids-waarde	Onderhouds-waarde	Koeiwaarde	Groei-waarde	Karkas-waarde
99	100	99	113	101	107	99

Kalf en Moeder			Vrugbaarheid				Na-Speen Groei			Raam			Karkas		
Geb. Dir.	Spn. Dir.	Spn. Mat.	Skr. Omtr.	Vers Vrugb.	Koei Vrugb.	Lankl.	Na-Speen	GDT	VOV	Volw. Gewig	Hoogte	Lengte	OSO	Vet	Mar
99	96	106	69	100	99	104	96	97	88	87	85	84	111	102	96

Spn. Indeks	365D Indeks	540D Indeks	GDT Indeks	VOV Indeks	Skrotum	LH
106	-	-	115	-	318	1.20

Miostatien	
Q204X	Nie Getoets
NT821	Nie Getoets
F94L	Nie Getoets

OPMERKINGS:

LOGIX EBV Analise: 2025-11-17

DRAFT

BULLS

LOT 25 — *LANGKLOOF GAME FARM*

LBV 230020
2023-08-20
B

Parentage	Sire	Dam
DNA		
Genomic		

- GEL 180025
  - SYF 100078
    - SYF 070036
    - SYF 070133 — AGE/CALV. 7/3, AVG. WI/CALV. 95/2
  - GEL 110051 — AGE/CALV. 9/6, AVG. WI/CALV. 114/6, ICP 411
    - LES 070020
    - GEL 080119 — AGE/CALV. 9/6, AVG. WI/CALV. 103/6
- LBV 170186 — AGE/CALV. 8/3, AVG. WI/CALV. 99/3, ICP 445

Calving Ease Value	Weaner Calf Value	Fertility Value	Maintenance Value	Cow Value	Growth Value	Carcass Value
82	88	84	102	80	92	101

Calf and Mother			Fertility				Post-Wean Growth			Frame			Carcass		
Birth Dir.	Wean Dir.	Wean Mat.	Scr. Circ.	Heifer Fert.	Cow Fert.	Longev.	Post Wean	ADG	FCR	Mature Weight	Height	Length	EMA	Fat	Mar
87	94	108	115	91	89	94	89	96	90	96	95	104	104	102	100

Wean Index	365D Index	540D Index	ADG Index	FCR Index	Scrotum	LH
111	-	-	103	-	370	1.26

Myostatin	
Q204X	Not Tested
NT821	Not Tested
F94L	Not Tested

REMARKS:

LOGIX EBV Analysis: 2025-11-17

LOT 26 — *LANGKLOOF GAME FARM*

LBV 230021
2023-08-21
B

Parentage	Sire	Dam
DNA		
Genomic		

- KBS 190007
  - CEF 100304 HH(c)
    - CEF 080025
    - CEF 070151 — AGE/CALV. 15/13, AVG. WI/CALV. 101/12
  - KBS 140018 — AGE/CALV. 10/7, AVG. WI/CALV. 97/6, ICP 430
    - AG 090762
    - WJK 060023 — AGE/CALV. 14/11, AVG. WI/CALV. 100/11
- LBV 200351 — AGE/CALV. 5/3, AVG. WI/CALV. 90/1, ICP 403

Calving Ease Value	Weaner Calf Value	Fertility Value	Maintenance Value	Cow Value	Growth Value	Carcass Value
106	75	95	132	80	100	86

Calf and Mother			Fertility				Post-Wean Growth			Frame			Carcass		
Birth Dir.	Wean Dir.	Wean Mat.	Scr. Circ.	Heifer Fert.	Cow Fert.	Longev.	Post Wean	ADG	FCR	Mature Weight	Height	Length	EMA	Fat	Mar
106	71	103	83	104	93	98	69	99	98	72	91	86	96	96	95

Wean Index	365D Index	540D Index	ADG Index	FCR Index	Scrotum	LH
90	-	-	110	-	349	1.21

Myostatin	
Q204X	Not Tested
NT821	Not Tested
F94L	Not Tested

REMARKS:

LOGIX EBV Analysis: 2025-11-17

PREGNANT HEIFERS

LOT 27 — *THINUS MARITZ BOERDERY*

TMB 240044
2024-02-05
SP

Parentage	Sire	Dam
DNA ✔		
Genomic		

- TMB 210377 HH(c)
  - CEF 130317 HH(c)
    - CEF 110301 HH(c)
    - CEF 100161 — AGE/CALV. 13/9, AVG. WI/CALV. 103/7
  - TMB 160607 — AGE/CALV. 9/8, AVG. WI/CALV. 112/7, ICP 369
    - CSW 080019
    - TMB 140687 — AGE/CALV. 2/2, AVG. WI/CALV. 92/1
- TMB 200501 — AGE/CALV. 5/3, AVG. WI/CALV. 107/2, ICP 379
  - TMB 180053 HH(c)
    - CSW 080019
    - TMB 160046 — AGE/CALV. 4/2, AVG. WI/CALV. 119/1
  - TMB 180616 — AGE/CALV. 5/4, AVG. WI/CALV. 86/3, ICP 412
    - CEF 160525 HH(c)
    - TMB 150578 — AGE/CALV. 10/9, AVG. WI/CALV. 104/7

Calving Ease Value	Weaner Calf Value	Fertility Value	Maintenance Value	Cow Value	Growth Value	Carcass Value
103	125	97	92	120	114	129

Calf and Mother			Fertility				Post-Wean Growth			Frame			Carcass		
Birth Dir.	Wean Dir.	Wean Mat.	Scr. Circ.	Heifer Fert.	Cow Fert.	Longev.	Post Wean	ADG	FCR	Mature Weight	Height	Length	EMA	Fat	Mar
100	120	102	103	90	96	115	118	113	107	107	106	123	125	130	106

Wean Index	365D Index	540D Index	ADG Index	FCR Index	LH
106	98	96	-	-	-

Myostatin	
Q204X	Not Tested
NT821	Not Tested
F94L	Not Tested

REMARKS:

LOGIX EBV Analysis: 2025-11-17

DRAFT

DRAGTIGE VERSE

LOT 28 — *THINUS MARITZ BOERDERY*

TMB 240054
2024-02-07
SP

Oerskap	Vaar	Moer
DNS	✔	✔
Genomies		

- TMB 210377 HH(c)
  - CEF 130317 HH(c)
    - CEF 110301 HH(c)
    - CEF 100161 — OUD/KALW. 13/9, GEM. SI/KALW. 103/7
  - TMB 160607 — OUD/KALW. 9/8, GEM. SI/KALW. 112/7, TKP 369
    - CSW 080019
    - TMB 140687 — OUD/KALW. 2/2, GEM. SI/KALW. 92/1
- TMB 200449 — OUD/KALW. 5/3, GEM. SI/KALW. 103/2, TKP 363
  - TMB 180053 HH(c)
    - CSW 080019
    - TMB 160046 — OUD/KALW. 4/2, GEM. SI/KALW. 119/1
  - TMB 180614 — OUD/KALW. 4/3, GEM. SI/KALW. 88/3, TKP 364
    - BBM 140034 HH(c)
    - TMB 150412 — OUD/KALW. 9/7, GEM. SI/KALW. 99/5

Geboortegemak Waarde	Speenkalf Waarde	Vrugbaarheids-waarde	Onderhouds-waarde	Koeiwaarde	Groei-waarde	Karkas-waarde
113	115	110	96	122	109	121

Kalf en Moeder			Vrugbaarheid				Na-Speen Groei			Raam			Karkas		
Geb. Dir.	Spn. Dir.	Spn. Mat.	Skr. Omtr.	Vers Vrugb.	Koei Vrugb.	Lankl.	Na-Speen	GDT	VOV	Volw. Gewig	Hoogte	Lengte	OSO	Vet	Mar
110	107	108	111	106	103	115	116	108	105	102	98	114	119	131	107

Spn. Indeks	365D Indeks	540D Indeks	GDT Indeks	VOV Indeks	LH
92	94	90	-	-	-

Miostatien	
Q204X	Nie Getoets
NT821	Nie Getoets
F94L	Nie Getoets

OPMERKINGS:

LOGIX EBV Analise: 2025-11-17

LOT 29 — *THINUS MARITZ BOERDERY*

TMB 240095
2024-03-10
SP

Oerskap	Vaar	Moer
DNS	✔	✔
Genomies		

- TMB 200231 HH(c)
  - CEF 130317 HH(c)
    - CEF 110301 HH(c)
    - CEF 100161 — OUD/KALW. 13/9, GEM. SI/KALW. 103/7
  - TMB 180646 — OUD/KALW. 2/1, GEM. SI/KALW. 96/1, TKP -
    - TMB 160299 HH(c)
    - TMB 150338 — OUD/KALW. 10/8, GEM. SI/KALW. 100/8
- TMB 180058 — OUD/KALW. 6/5, GEM. SI/KALW. 107/5, TKP 376
  - CEF 100304 HH(c)
    - CEF 080025
    - CEF 070151 — OUD/KALW. 15/13, GEM. SI/KALW. 101/12
  - TMB 140383 — OUD/KALW. 3/2, GEM. SI/KALW. 95/2, TKP 505
    - FCT 080118
    - HJS 000197 — OUD/KALW. 15/13, GEM. SI/KALW. 107/12

Geboortegemak Waarde	Speenkalf Waarde	Vrugbaarheids-waarde	Onderhouds-waarde	Koeiwaarde	Groei-waarde	Karkas-waarde
90	120	96	90	111	131	128

Kalf en Moeder			Vrugbaarheid				Na-Speen Groei			Raam			Karkas		
Geb. Dir.	Spn. Dir.	Spn. Mat.	Skr. Omtr.	Vers Vrugb.	Koei Vrugb.	Lankl.	Na-Speen	GDT	VOV	Volw. Gewig	Hoogte	Lengte	OSO	Vet	Mar
90	124	93	112	99	89	109	126	129	123	111	116	119	111	127	112

Spn. Indeks	365D Indeks	540D Indeks	GDT Indeks	VOV Indeks	LH
108	110	105	-	-	-

Miostatien	
Q204X	Nie Getoets
NT821	Nie Getoets
F94L	Nie Getoets

OPMERKINGS:

LOGIX EBV Analise: 2025-11-17

LOT 30 — *THINUS MARITZ BOERDERY*

TMB 240130
2024-04-09
SP

Oerskap	Vaar	Moer
DNS	✔	✔
Genomies		

- DAJ 200069 HH(c)
  - DAJ 180072
    - TOR 070049
    - DAJ 150169 — OUD/KALW. 10/7, GEM. SI/KALW. 103/7
  - DAJ 180024 — OUD/KALW. 7/6, GEM. SI/KALW. 99/5, TKP 385
    - AG 120131
    - DAJ 120180 — OUD/KALW. 13/11, GEM. SI/KALW. 98/10
- TMB 180545 — OUD/KALW. 7/5, GEM. SI/KALW. 106/4, TKP 373
  - CEF 100418
    - CEF 080460
    - CEF 080018 — OUD/KALW. 7/4, GEM. SI/KALW. 92/4
  - MMJ 070246 — OUD/KALW. 12/10, GEM. SI/KALW. 99/10, TKP 374
    - MMJ 010054
    - MMJ 000345 — OUD/KALW. 10/8, GEM. SI/KALW. 100/6

Geboortegemak Waarde	Speenkalf Waarde	Vrugbaarheids-waarde	Onderhouds-waarde	Koeiwaarde	Groei-waarde	Karkas-waarde
106	120	94	101	116	108	109

Kalf en Moeder			Vrugbaarheid				Na-Speen Groei			Raam			Karkas		
Geb. Dir.	Spn. Dir.	Spn. Mat.	Skr. Omtr.	Vers Vrugb.	Koei Vrugb.	Lankl.	Na-Speen	GDT	VOV	Volw. Gewig	Hoogte	Lengte	OSO	Vet	Mar
105	111	110	98	97	90	109	107	109	107	96	98	106	96	122	113

Spn. Indeks	365D Indeks	540D Indeks	GDT Indeks	VOV Indeks	LH
108	98	110	-	-	-

Miostatien	
Q204X	Nie Getoets
NT821	Nie Getoets
F94L	Nie Getoets

OPMERKINGS:

LOGIX EBV Analise: 2025-11-17

DRAFT

© Compiled by the South African Stud Book and Livestock Improvement Association
All Pedigree- and Performance Data has been certified as correct

PREGNANT COWS

LOT 31

J.A. BENEKE

JAB 220068
2022-07-29
SP
AGE/CALV. 3/1
AVG. WI/CALV. 98/1
ICP -

Parentage	Sire	Dam
DNA		
Genomic		

- SBJ 180023
  - BBM 070055 HH(c)
    - JRB 000116
    - JRB 030026 — AGE/CALV. 18/15, AVG. WI/CALV. 109/14
  - FDS 130123 — AGE/CALV. 10/8, AVG. WI/CALV. 97/7, ICP 388
    - FDS 090090
    - FDS 080047 — AGE/CALV. 8/6, AVG. WI/CALV. 99/6
- JAB 140010 — AGE/CALV. 10/8, AVG. WI/CALV. 97/8, ICP 367
  - BEI 080114
    - BEI 010126
    - BEI 000035 — AGE/CALV. 13/11, AVG. WI/CALV. 99/11
  - JAB 110123 — AGE/CALV. 12/10, AVG. WI/CALV. 104/10, ICP 380
    - WJP 060012
    - JAB 060021 — AGE/CALV. 13/9, AVG. WI/CALV. 98/9

Calving Ease Value	Weaner Calf Value	Fertility Value	Maintenance Value	Cow Value	Growth Value	Carcass Value
107	103	104	107	107	107	93

Calf and Mother			Fertility				Post-Wean Growth			Frame			Carcass		
Birth Dir.	Wean Dir.	Wean Mat.	Scr. Circ.	Heifer Fert.	Cow Fert.	Longev.	Post Wean	ADG	FCR	Mature Weight	Height	Length	EMA	Fat	Mar
106	97	107	113	102	106	97	96	110	126	91	119	107	85	108	106

Wean Index	365D Index	540D Index	ADG Index	FCR Index	LH
102	119	110	-	-	-

Myostatin	
Q204X	Not Tested
NT821	Not Tested
F94L	Not Tested

REMARKS:

LOGIX EBV Analysis: 2025-11-17

LOT 32

J.A. BENEKE

JAB 230068
2023-06-24
SP
AGE/CALV. 2/1
AVG. WI/CALV. -/-
ICP -

Parentage	Sire	Dam
DNA		
Genomic		

- JAB 190132
  - REV 140089
    - LES 090023
    - PHR 080105 — AGE/CALV. 14/10, AVG. WI/CALV. 101/11
  - JAB 120008 — AGE/CALV. 12/9, AVG. WI/CALV. 104/9, ICP 434
    - BEI 080114
    - JAB 090004 — AGE/CALV. 8/4, AVG. WI/CALV. 90/6
- JAB 130177 — AGE/CALV. 11/8, AVG. WI/CALV. 101/7, ICP 433
  - OUH 090062
    - JDB 050037
    - MFF 010019 — AGE/CALV. 15/11, AVG. WI/CALV. 112/9
  - JAB 060111 — AGE/CALV. 13/10, AVG. WI/CALV. 109/9, ICP 416
    - TBR 970772
    - JAB 030110 — AGE/CALV. 12/10, AVG. WI/CALV. 89/9

Calving Ease Value	Weaner Calf Value	Fertility Value	Maintenance Value	Cow Value	Growth Value	Carcass Value
90	105	84	91	97	101	95

Calf and Mother			Fertility				Post-Wean Growth			Frame			Carcass		
Birth Dir.	Wean Dir.	Wean Mat.	Scr. Circ.	Heifer Fert.	Cow Fert.	Longev.	Post Wean	ADG	FCR	Mature Weight	Height	Length	EMA	Fat	Mar
97	102	124	100	92	79	108	103	101	105	108	113	110	102	82	99

Wean Index	365D Index	540D Index	ADG Index	FCR Index	LH
93	111	117	-	-	-

Last Calf	
Calf ID	JAB 250131 (M)
Birth Date	2025-11-13
Sire ID	JAB 220099

Myostatin	
Q204X	Not Tested
NT821	Not Tested
F94L	Not Tested

REMARKS:

LOGIX EBV Analysis: 2025-11-17

PREGNANT HEIFERS

LOT 33

J.A. BENEKE

JAB 230070
2023-06-27
SP

Parentage	Sire	Dam
DNA		
Genomic		

- SBJ 180023
  - BBM 070055 HH(c)
    - JRB 000116
    - JRB 030026 — AGE/CALV. 18/15, AVG. WI/CALV. 109/14
  - FDS 130123 — AGE/CALV. 10/8, AVG. WI/CALV. 97/7, ICP 388
    - FDS 090090
    - FDS 080047 — AGE/CALV. 8/6, AVG. WI/CALV. 99/6
- OLI 170031 — AGE/CALV. 8/6, AVG. WI/CALV. 94/5, ICP 429
  - WVZ 110104
    - MJG 040071 P
    - WVZ 090014 — AGE/CALV. 12/10, AVG. WI/CALV. 105/9
  - OLI 110511 — AGE/CALV. 9/5, AVG. WI/CALV. 100/5, ICP 409
    - SYF 060203
    - OLI 080472 — AGE/CALV. 11/8, AVG. WI/CALV. 105/8

Calving Ease Value	Weaner Calf Value	Fertility Value	Maintenance Value	Cow Value	Growth Value	Carcass Value
91	103	105	111	103	118	106

Calf and Mother			Fertility				Post-Wean Growth			Frame			Carcass		
Birth Dir.	Wean Dir.	Wean Mat.	Scr. Circ.	Heifer Fert.	Cow Fert.	Longev.	Post Wean	ADG	FCR	Mature Weight	Height	Length	EMA	Fat	Mar
91	105	94	125	101	107	100	99	120	124	88	110	108	106	101	103

Wean Index	365D Index	540D Index	ADG Index	FCR Index	LH
92	100	94	-	-	-

Myostatin	
Q204X	Not Tested
NT821	Not Tested
F94L	Not Tested

REMARKS:

LOGIX EBV Analysis: 2025-11-17

DRAFT

DRAGTIGE VERSE

LOT 34

J.A. BENEKE

JAB 230124
2023-10-05
B

Ouerskap	Vaar	Moer
DNS		
Genomies		

- SBJ 180023
  - BBM 070055 HH(c)
    - JRB 000116
    - JRB 030026 — OUD/KALW. 18/15, GEM. SI/KALW. 109/14
  - FDS 130123 — OUD/KALW. 10/8, GEM. SI/KALW. 97/7, TKP 388
    - FDS 090090
    - FDS 080047 — OUD/KALW. 8/6, GEM. SI/KALW. 99/6
- JAB 100127 — OUD/KALW. 13/11, GEM. SI/KALW. 102/11, TKP 378
  - JAB 060034
    - CJJ 020023
    - JAB 010009 — OUD/KALW. 12/10, GEM. SI/KALW. 93/9
  - JAB 000128 — OUD/KALW. 13/8, GEM. SI/KALW. 99/7, TKP 358

Geboortegemak Waarde	Speenkalf Waarde	Vrugbaarheids-waarde	Onderhouds-waarde	Koeiwaarde	Groei-waarde	Karkas-waarde
98	104	105	104	105	99	96

Kalf en Moeder			Vrugbaarheid				Na-Speen Groei			Raam			Karkas		
Geb. Dir.	Spn. Dir.	Spn. Mat.	Skr. Omtr.	Vers Vrugb.	Koei Vrugb.	Lankl.	Na-Speen	GDT	VOV	Volw. Gewig	Hoogte	Lengte	OSO	Vet	Mar
98	105	98	113	104	105	97	97	103	110	94	111	104	85	109	105

Spn. Indeks	365D Indeks	540D Indeks	GDT Indeks	VOV Indeks	LH
113	106	107	-	-	-

Miostatien	
Q204X	Nie Getoets
NT821	Nie Getoets
F94L	Nie Getoets

OPMERKINGS:

LOGIX EBV Analise: 2025-11-17

LOT 35

J.A. BENEKE

JAB 230152
2023-10-21
SP

Ouerskap	Vaar	Moer
DNS		
Genomies		

- HVD 180133
  - JCV 140106
    - GJS 070072 HH(c)
    - JCV 070133 — OUD/KALW. 9/7, GEM. SI/KALW. 100/7
  - OLI 140006 — OUD/KALW. 10/8, GEM. SI/KALW. 99/7, TKP 411
    - BBN 090020
    - OLI 090404 — OUD/KALW. 11/8, GEM. SI/KALW. 103/8
- JAB 120065 — OUD/KALW. 11/9, GEM. SI/KALW. 114/8, TKP 385
  - WJP 060012
    - AG 020251
    - AG 900237 — OUD/KALW. 16/13, GEM. SI/KALW. 110/12
  - JAB 070055 — OUD/KALW. 12/10, GEM. SI/KALW. 106/9, TKP 384
    - JJF 010038
    - JAB 010036 — OUD/KALW. 12/10, GEM. SI/KALW. 92/8

Geboortegemak Waarde	Speenkalf Waarde	Vrugbaarheids-waarde	Onderhouds-waarde	Koeiwaarde	Groei-waarde	Karkas-waarde
94	111	94	96	105	95	91

Kalf en Moeder			Vrugbaarheid				Na-Speen Groei			Raam			Karkas		
Geb. Dir.	Spn. Dir.	Spn. Mat.	Skr. Omtr.	Vers Vrugb.	Koei Vrugb.	Lankl.	Na-Speen	GDT	VOV	Volw. Gewig	Hoogte	Lengte	OSO	Vet	Mar
94	111	103	115	87	95	109	101	102	114	102	112	107	97	77	85

Spn. Indeks	365D Indeks	540D Indeks	GDT Indeks	VOV Indeks	LH
118	105	111	-	-	-

Miostatien	
Q204X	Nie Getoets
NT821	Nie Getoets
F94L	Nie Getoets

OPMERKINGS:

LOGIX EBV Analise: 2025-11-17

LOT 36

J.A. BENEKE

JAB 230173
2023-10-31
SP

Ouerskap	Vaar	Moer
DNS		
Genomies		

- JAB 190132
  - REV 140089
    - LES 090023
    - PHR 080105 — OUD/KALW. 14/10, GEM. SI/KALW. 101/11
  - JAB 120008 — OUD/KALW. 12/9, GEM. SI/KALW. 104/9, TKP 434
    - BEI 080114
    - JAB 090004 — OUD/KALW. 8/4, GEM. SI/KALW. 90/6
- JAB 200046 — OUD/KALW. 5/3, GEM. SI/KALW. 102/3, TKP 369
  - KBS 140079
    - HDT 120089
    - HDT 110105 — OUD/KALW. 14/10, GEM. SI/KALW. 96/10
  - JAB 110054 — OUD/KALW. 12/10, GEM. SI/KALW. 94/10, TKP 385
    - JAB 080006
    - JAB 060147 — OUD/KALW. 13/10, GEM. SI/KALW. 98/9

Geboortegemak Waarde	Speenkalf Waarde	Vrugbaarheids-waarde	Onderhouds-waarde	Koeiwaarde	Groei-waarde	Karkas-waarde
111	105	93	105	104	97	94

Kalf en Moeder			Vrugbaarheid				Na-Speen Groei			Raam			Karkas		
Geb. Dir.	Spn. Dir.	Spn. Mat.	Skr. Omtr.	Vers Vrugb.	Koei Vrugb.	Lankl.	Na-Speen	GDT	VOV	Volw. Gewig	Hoogte	Lengte	OSO	Vet	Mar
112	100	104	91	101	86	109	102	95	86	93	96	97	99	89	96

Spn. Indeks	365D Indeks	540D Indeks	GDT Indeks	VOV Indeks	LH
101	98	103	-	-	-

Miostatien	
Q204X	Nie Getoets
NT821	Nie Getoets
F94L	Nie Getoets

OPMERKINGS:

LOGIX EBV Analise: 2025-11-17

DRAFT

PREGNANT HEIFERS

LOT 37 — *J.A. BENEKE*

JAB 230220
2023-12-21
SP

Parentage	Sire	Dam
DNA		
Genomic		

- OUH 190083
  - OUH 130175
    - OUH 100005
    - HOT 080022 — AGE/CALV. 12/10, AVG. WI/CALV. 97/8
  - OUH 140011 — AGE/CALV. 11/10, AVG. WI/CALV. 102/9, ICP 361
    - OUH 100028
    - LAR 120009 — AGE/CALV. 7/5, AVG. WI/CALV. 95/5
- JAB 190004 — AGE/CALV. 6/4, AVG. WI/CALV. 109/3, ICP 429
  - KBS 140079
    - HDT 120089
    - HDT 110105 — AGE/CALV. 14/10, AVG. WI/CALV. 96/10
  - JAB 130177 — AGE/CALV. 11/8, AVG. WI/CALV. 101/7, ICP 433
    - OUH 090062
    - JAB 060111 — AGE/CALV. 13/10, AVG. WI/CALV. 109/9

Calving Ease Value	Weaner Calf Value	Fertility Value	Maintenance Value	Cow Value	Growth Value	Carcass Value
94	113	102	89	109	108	113

Calf and Mother			Fertility				Post-Wean Growth			Frame			Carcass		
Birth Dir.	Wean Dir.	Wean Mat.	Scr. Circ.	Heifer Fert.	Cow Fert.	Longev.	Post Wean	ADG	FCR	Mature Weight	Height	Length	EMA	Fat	Mar
96	120	88	102	98	99	111	121	106	101	112	115	116	119	97	103

Wean Index	365D Index	540D Index	ADG Index	FCR Index	LH
118	111	113	-	-	-

Myostatin	
Q204X	Not Tested
NT821	Not Tested
F94L	Not Tested

REMARKS:

LOGIX EBV Analysis: 2025-11-17

LOT 38 — *BESTRINA TRUST BOERDERY*

BTB 230084
2023-09-21
SP

Parentage	Sire	Dam
DNA	✔	✔
Genomic		

- LFR 160061 HH(c)
  - FCT 120053
    - FCT 080201
    - FCT 080094 — AGE/CALV. 9/5, AVG. WI/CALV. 101/3
  - BEI 070040 — AGE/CALV. 17/14, AVG. WI/CALV. 103/12, ICP 407
    - BEI 010126
    - BEI 000038 — AGE/CALV. 11/9, AVG. WI/CALV. 97/8
- BTB 190067 — AGE/CALV. 5/3, AVG. WI/CALV. 109/2, ICP 464
  - AG 150176
    - AG 110263
    - AG 020147 — AGE/CALV. 15/11, AVG. WI/CALV. 110/11
  - AG 130330 — AGE/CALV. 10/9, AVG. WI/CALV. 98/8, ICP 357
    - AG 100080
    - AG 090197 — AGE/CALV. 14/10, AVG. WI/CALV. 95/10

Calving Ease Value	Weaner Calf Value	Fertility Value	Maintenance Value	Cow Value	Growth Value	Carcass Value
100	103	101	101	103	106	110

Calf and Mother			Fertility				Post-Wean Growth			Frame			Carcass		
Birth Dir.	Wean Dir.	Wean Mat.	Scr. Circ.	Heifer Fert.	Cow Fert.	Longev.	Post Wean	ADG	FCR	Mature Weight	Height	Length	EMA	Fat	Mar
97	105	95	108	95	101	107	110	105	90	98	97	101	101	92	101

Wean Index	365D Index	540D Index	ADG Index	FCR Index	LH
101	99	96	-	-	-

Myostatin	
Q204X	Not Tested
NT821	Not Tested
F94L	Not Tested

REMARKS:

LOGIX EBV Analysis: 2025-11-17

LOT 39 — *BESTRINA TRUST BOERDERY*

BTB 230068
2023-09-11
SP

Parentage	Sire	Dam
DNA	✔	
Genomic		

- CEF 160326
  - CEF 130548 HH(c)
    - GJN 100238
    - CEF 110046 — AGE/CALV. 14/11, AVG. WI/CALV. 104/11
  - CEF 130065 — AGE/CALV. 4/1, AVG. WI/CALV. 113/1, ICP -
    - AG 070480
    - CEF 050009 — AGE/CALV. 14/11, AVG. WI/CALV. 98/9
- BEI 150005 — AGE/CALV. 10/7, AVG. WI/CALV. 102/6, ICP 434
  - JDB 090059
    - AG 020251
    - JDB 040034 — AGE/CALV. 11/8, AVG. WI/CALV. 102/8
  - BEI 050034 — AGE/CALV. 10/7, AVG. WI/CALV. 102/7, ICP 392
    - BEI 010126
    - BEI 030006 — AGE/CALV. 13/10, AVG. WI/CALV. 108/10

Calving Ease Value	Weaner Calf Value	Fertility Value	Maintenance Value	Cow Value	Growth Value	Carcass Value
124	102	92	128	106	82	87

Calf and Mother			Fertility				Post-Wean Growth			Frame			Carcass		
Birth Dir.	Wean Dir.	Wean Mat.	Scr. Circ.	Heifer Fert.	Cow Fert.	Longev.	Post Wean	ADG	FCR	Mature Weight	Height	Length	EMA	Fat	Mar
124	83	117	85	115	74	109	86	81	83	76	85	84	96	100	107

Wean Index	365D Index	540D Index	ADG Index	FCR Index	LH
97	100	90	-	-	-

Myostatin	
Q204X	Not Tested
NT821	Not Tested
F94L	Not Tested

REMARKS:

LOGIX EBV Analysis: 2025-11-17

DRAFT

DRAGTIGE VERSE

LOT 40 *BESTRINA TRUST BOERDERY*

BTB 230056
2023-08-28
SP

Ouerskap	Vaar	Moer
DNS	✔	✔
Genomies		

- TMB 160055
  - FCT 090082
    - BG 060002
    - FCT 050091 — OUD/KALW. 11/6 — GEM. SI/KALW. 103/5
  - TMB 130111 — OUD/KALW. 9/8 — GEM. SI/KALW. 99/7 — TKP 388
    - MMJ 060240
    - CJJ 090028 — OUD/KALW. 8/7 — GEM. SI/KALW. 105/6
- BTB 200070 — OUD/KALW. 5/3 — GEM. SI/KALW. 109/2 — TKP 376
  - JRB 150055
    - JRB 100048
    - BBN 040032 — OUD/KALW. 14/11 — GEM. SI/KALW. 106/9
  - WWP 150177 — OUD/KALW. 10/8 — GEM. SI/KALW. 102/7 — TKP 396
    - BBM 090047
    - HJL 060153 — OUD/KALW. 13/11 — GEM. SI/KALW. 105/11

Geboortegemak Waarde	Speenkalf Waarde	Vrugbaarheids-waarde	Onderhouds-waarde	Koeiwaarde	Groei-waarde	Karkas-waarde
97	101	106	112	103	92	90

Kalf en Moeder			Vrugbaarheid				Na-Speen Groei			Raam			Karkas		
Geb. Dir.	Spn. Dir.	Spn. Mat.	Skr. Omtr.	Vers Vrugb.	Koei Vrugb.	Lankl.	Na-Speen	GDT	VOV	Volw. Gewig	Hoogte	Lengte	OSO	Vet	Mar
96	99	101	104	103	112	97	98	93	93	87	102	98	86	100	92

Spn. Indeks	365D Indeks	540D Indeks	GDT Indeks	VOV Indeks	LH
107	100	102	-	-	-

Miostatien	
Q204X	Nie Getoets
NT821	Nie Getoets
F94L	Nie Getoets

OPMERKINGS:

LOGIX EBV Analise: 2025-11-17

DRAGTIGE KOEIE

LOT 41 *BESTRINA TRUST BOERDERY*

BTB 230030
2023-03-29
SP
OUD/KALW. 2/1
GEM. SI/KALW. -/-
TKP -

Ouerskap	Vaar	Moer
DNS	✔	
Genomies		

- SYF 160241 HH(c)
  - SYF 130223
    - SYF 100072
    - ADV 110065 — OUD/KALW. 11/5 — GEM. SI/KALW. 98/5
  - SYF 120007 — OUD/KALW. 13/12 — GEM. SI/KALW. 100/11 — TKP 379
    - ADV 060174
    - SYF 090165 — OUD/KALW. 15/11 — GEM. SI/KALW. 96/10
- BHB 140054 — OUD/KALW. 10/9 — GEM. SI/KALW. 105/6 — TKP 381
  - NFS 080109
    - AG 030249
    - SER 000076 — OUD/KALW. 11/7 — GEM. SI/KALW. 98/7
  - BHB 090077 — OUD/KALW. 11/9 — GEM. SI/KALW. 104/10 — TKP 367
    - JPL 070021
    - BHB 070309 — OUD/KALW. 11/9 — GEM. SI/KALW. 109/8

Geboortegemak Waarde	Speenkalf Waarde	Vrugbaarheids-waarde	Onderhouds-waarde	Koeiwaarde	Groei-waarde	Karkas-waarde
103	110	112	84	112	112	110

Kalf en Moeder			Vrugbaarheid				Na-Speen Groei			Raam			Karkas		
Geb. Dir.	Spn. Dir.	Spn. Mat.	Skr. Omtr.	Vers Vrugb.	Koei Vrugb.	Lankl.	Na-Speen	GDT	VOV	Volw. Gewig	Hoogte	Lengte	OSO	Vet	Mar
101	113	93	115	107	109	109	116	116	107	119	111	115	121	81	105

Spn. Indeks	365D Indeks	540D Indeks	GDT Indeks	VOV Indeks	LH
114	107	104	-	-	-

Laaste Kalf	
Kalf ID	BTB 250057 (M)
Geb. dtm.	2025-08-03
Vaar ID	CEF 160326

Miostatien	
Q204X	Nie Getoets
NT821	Nie Getoets
F94L	Nie Getoets

OPMERKINGS:

LOGIX EBV Analise: 2025-11-17

DRAFT

DRAGTIGE VERSE

LOT 42 *BESTRINA TRUST BOERDERY*

BTB 240014
2024-02-21
SP

Ouerskap	Vaar	Moer
DNS	✔	✔
Genomies		

- NFS 190321 HH(c)
  - CEF 130317 HH(c)
    - CEF 110301 HH(c)
    - CEF 100161 — OUD/KALW. 13/9, GEM. SI/KALW. 103/7
  - ZVJ 110059 HH(c) — OUD/KALW. 14/12, GEM. SI/KALW. 105/11, TKP 365
    - ZVJ 090005
    - SSK 080015 — OUD/KALW. 4/1, GEM. SI/KALW. 113/1
- CEF 170161 — OUD/KALW. 8/6, GEM. SI/KALW. 102/6, TKP 400
  - CEF 150479
    - CEF 100304 HH(c)
    - CEF 060200 — OUD/KALW. 12/8, GEM. SI/KALW. 110/8
  - CEF 150066 — OUD/KALW. 9/7, GEM. SI/KALW. 103/6, TKP 367
    - CEF 120401
    - CEF 120186 — OUD/KALW. 5/2, GEM. SI/KALW. 105/1

Geboortegemak Waarde	Speenkalf Waarde	Vrugbaarheids-waarde	Onderhouds-waarde	Koeiwaarde	Groei-waarde	Karkas-waarde
108	102	118	100	113	111	111

Kalf en Moeder			Vrugbaarheid				Na-Speen Groei			Raam			Karkas		
Geb. Dir.	Spn. Dir.	Spn. Mat.	Skr. Omtr.	Vers Vrugb.	Koei Vrugb.	Lankl.	Na-Speen	GDT	VOV	Volw. Gewig	Hoogte	Lengte	OSO	Vet	Mar
107	103	95	83	119	104	117	104	111	107	98	104	104	102	123	100

Spn. Indeks	365D Indeks	540D Indeks	GDT Indeks	VOV Indeks	LH
101	102	97	-	-	-

Miostatien	
Q204X	Nie Getoets
NT821	Nie Getoets
F94L	Nie Getoets

OPMERKINGS:

LOGIX EBV Analise: 2025-11-17

LOT 43 *BESTRINA TRUST BOERDERY*

BTB 240060
2024-06-10
SP

Parentage	Sire	Dam
DNA	✔	✔
Genomic		

- AG 210022
  - AG 160572
    - SYF 120293 HH(c)
    - AG 090527 — AGE/CALV. 9/6, AVG. WI/CALV. 95/6
  - AG 120139 — AGE/CALV. 10/7, AVG. WI/CALV. 107/7, ICP 415
    - AG 090094
    - AG 100184 — AGE/CALV. 10/8, AVG. WI/CALV. 104/8
- AG 160913 — AGE/CALV. 9/6, AVG. WI/CALV. 104/5, ICP 454
  - AG 130453
    - AG 090094
    - AG 110461 — AGE/CALV. 13/9, AVG. WI/CALV. 103/9
  - AG 140291 — AGE/CALV. 11/8, AVG. WI/CALV. 100/7, ICP 396
    - AG 080454 HH(c)
    - AG 090366 — AGE/CALV. 9/6, AVG. WI/CALV. 100/6

Calving Ease Value	Weaner Calf Value	Fertility Value	Maintenance Value	Cow Value	Growth Value	Carcass Value
87	105	100	100	102	98	96

Calf and Mother			Fertility				Post-Wean Growth			Frame			Carcass		
Birth Dir.	Wean Dir.	Wean Mat.	Scr. Circ.	Heifer Fert.	Cow Fert.	Longev.	Post Wean	ADG	FCR	Mature Weight	Height	Length	EMA	Fat	Mar
89	106	108	106	105	97	105	107	101	97	98	90	99	111	97	79

Wean Index	365D Index	540D Index	ADG Index	FCR Index	LH
100	100	-	-	-	-

Myostatin	
Q204X	Not Tested
NT821	Not Tested
F94L	Not Tested

REMARKS:

LOGIX EBV Analysis: 2025-11-17

LOT 44 *BESTRINA TRUST BOERDERY*

BTB 240032
2024-03-18
SP

Parentage	Sire	Dam
DNA	✔	✔
Genomic		

- BTB 210031 HH(c)
  - TMB 160055
    - FCT 090082
    - TMB 130111 — AGE/CALV. 9/8, AVG. WI/CALV. 99/7
  - AG 180827 — AGE/CALV. 6/4, AVG. WI/CALV. 107/3, ICP 432
    - AG 140299
    - AG 130330 — AGE/CALV. 10/9, AVG. WI/CALV. 98/8
- HJS 150630 — AGE/CALV. 10/7, AVG. WI/CALV. 101/7, ICP 400
  - HJS 110447
    - HJS 080346
    - HJS 080225 — AGE/CALV. 8/6, AVG. WI/CALV. 93/5
  - HJS 120246 — AGE/CALV. 3/1, AVG. WI/CALV. 108/1, ICP -
    - HJS 080115
    - HJS 100010 — AGE/CALV. 5/3, AVG. WI/CALV. 91/3

Calving Ease Value	Weaner Calf Value	Fertility Value	Maintenance Value	Cow Value	Growth Value	Carcass Value
78	107	88	103	94	104	96

Calf and Mother			Fertility				Post-Wean Growth			Frame			Carcass		
Birth Dir.	Wean Dir.	Wean Mat.	Scr. Circ.	Heifer Fert.	Cow Fert.	Longev.	Post Wean	ADG	FCR	Mature Weight	Height	Length	EMA	Fat	Mar
73	112	99	101	90	90	103	105	103	100	95	96	98	92	97	97

Wean Index	365D Index	540D Index	ADG Index	FCR Index	LH
99	99	104	-	-	-

Myostatin	
Q204X	Not Tested
NT821	Not Tested
F94L	Not Tested

REMARKS:

LOGIX EBV Analysis: 2025-11-17

DRAFT

© Compiled by the South African Stud Book and Livestock Improvement Association
All Pedigree- and Performance Data has been certified as correct

DRAGTIGE KOEIE

LOT 45

INI-BOS BONSMARA

SYF 190055
2019-04-02
SP
OUD/KALW. 6/3
GEM. SI/KALW. 94/2
TKP 564

Oerskap	Vaar	Moer
DNS	✔	
Genomies		

- SYF 150097 HH(c)
  - SYF 120042
    - SYF 070036
    - SYF 060149 (OUD/KALW. 7/6, GEM. SI/KALW. 101/7)
  - SYF 070104 (OUD/KALW. 14/12, GEM. SI/KALW. 98/10, TKP 367)
    - ADV 030016
    - SYF 000059 (OUD/KALW. 15/12, GEM. SI/KALW. 101/12)
- SYF 100115 (OUD/KALW. 15/13, GEM. SI/KALW. 99/13, TKP 377)
  - SYF 060102
    - AG 960296
    - SYF 970136 (OUD/KALW. 16/11, GEM. SI/KALW. 104/9)
  - SYF 060157 (OUD/KALW. 4/2, GEM. SI/KALW. 104/2, TKP 420)
    - AG 980012
    - SYF 980058 (OUD/KALW. 14/11, GEM. SI/KALW. 101/11)

Geboortegemak Waarde	Speenkalf Waarde	Vrugbaarheids-waarde	Onderhouds-waarde	Koeiwaarde	Groei-waarde	Karkas-waarde
83	88	107	112	88	100	97

Kalf en Moeder			Vrugbaarheid				Na-Speen Groei			Raam			Karkas		
Geb. Dir.	Spn. Dir.	Spn. Mat.	Skr. Omtr.	Vers Vrugb.	Koei Vrugb.	Lankl.	Na-Speen	GDT	VOV	Volw. Gewig	Hoogte	Lengte	OSO	Vet	Mar
85	104	72	75	103	106	107	107	104	92	88	96	101	123	87	82

Spn. Indeks	365D Indeks	540D Indeks	GDT Indeks	VOV Indeks	LH
100	99	101	-	-	-

Miostatien	
Q204X	Nie Getoets
NT821	Nie Getoets
F94L	Nie Getoets

OPMERKINGS:

LOGIX EBV Analise: 2025-11-17

LOT 46

INI-BOS BONSMARA

SYF 200260
2020-10-16
SP
OUD/KALW. 5/2
GEM. SI/KALW. 101/2
TKP 578

Oerskap	Vaar	Moer
DNS	✔	
Genomies		

- SYF 170091 HH(c)
  - GEL 100113
    - GEL 060132
    - GEL 050008 (OUD/KALW. 7/5, GEM. SI/KALW. 105/5)
  - SYF 070104 (OUD/KALW. 14/12, GEM. SI/KALW. 98/10, TKP 367)
    - ADV 030016
    - SYF 000059 (OUD/KALW. 15/12, GEM. SI/KALW. 101/12)
- SYF 090024 (OUD/KALW. 16/13, GEM. SI/KALW. 96/13, TKP 365)
  - ADV 040182
    - AG 980012
    - AG 980111 (OUD/KALW. 10/6, GEM. SI/KALW. 101/6)
  - SYF 000038 (OUD/KALW. 11/9, GEM. SI/KALW. 98/9, TKP 367)
    - RCO 960016
    - SYF 910350 (OUD/KALW. 9/7, GEM. SI/KALW. 102/7)

Geboortegemak Waarde	Speenkalf Waarde	Vrugbaarheids-waarde	Onderhouds-waarde	Koeiwaarde	Groei-waarde	Karkas-waarde
118	99	99	105	101	84	78

Kalf en Moeder			Vrugbaarheid				Na-Speen Groei			Raam			Karkas		
Geb. Dir.	Spn. Dir.	Spn. Mat.	Skr. Omtr.	Vers Vrugb.	Koei Vrugb.	Lankl.	Na-Speen	GDT	VOV	Volw. Gewig	Hoogte	Lengte	OSO	Vet	Mar
114	101	81	96	102	99	98	96	88	89	94	95	87	88	76	67

Spn. Indeks	365D Indeks	540D Indeks	GDT Indeks	VOV Indeks	LH
105	95	101	-	-	-

Miostatien	
Q204X	Nie Getoets
NT821	Nie Getoets
F94L	Nie Getoets

OPMERKINGS:

LOGIX EBV Analise: 2025-11-17

DRAGTIGE VERSE

LOT 47

INI-BOS BONSMARA

SYF 230032
2023-03-01
SP

Oerskap	Vaar	Moer
DNS	✔	✔
Genomies		

- SYF 200213 HH(c)
  - SYF 160069
    - SYF 130223
    - ADV 080229 (OUD/KALW. 11/9, GEM. SI/KALW. 102/9)
  - SYF 150033 (OUD/KALW. 6/4, GEM. SI/KALW. 98/4, TKP 366)
    - ADV 070145
    - ADV 120203 (OUD/KALW. 6/2, GEM. SI/KALW. 100/2)
- SYF 200260 (OUD/KALW. 5/2, GEM. SI/KALW. 101/2, TKP 578)
  - SYF 170091 HH(c)
    - GEL 100113
    - SYF 070104 (OUD/KALW. 14/12, GEM. SI/KALW. 98/10)
  - SYF 090024 (OUD/KALW. 16/13, GEM. SI/KALW. 96/13, TKP 365)
    - ADV 040182
    - SYF 000038 (OUD/KALW. 11/9, GEM. SI/KALW. 98/9)

Geboortegemak Waarde	Speenkalf Waarde	Vrugbaarheids-waarde	Onderhouds-waarde	Koeiwaarde	Groei-waarde	Karkas-waarde
130	89	93	112	92	91	90

Kalf en Moeder			Vrugbaarheid				Na-Speen Groei			Raam			Karkas		
Geb. Dir.	Spn. Dir.	Spn. Mat.	Skr. Omtr.	Vers Vrugb.	Koei Vrugb.	Lankl.	Na-Speen	GDT	VOV	Volw. Gewig	Hoogte	Lengte	OSO	Vet	Mar
127	92	73	100	92	92	108	90	94	84	88	77	78	97	104	93

Spn. Indeks	365D Indeks	540D Indeks	GDT Indeks	VOV Indeks	LH
100	-	-	-	-	-

Miostatien	
Q204X	Nie Getoets
NT821	Nie Getoets
F94L	Nie Getoets

OPMERKINGS:

LOGIX EBV Analise: 2025-11-17

DRAFT

PREGNANT HEIFERS

LOT 48 — *LANGKLOOF GAME FARM*

LBV 230026
2023-09-02
B

Parentage	Sire	Dam
DNA		
Genomic		

- GEL 180025
  - SYF 100078
    - SYF 070036
    - SYF 070133 — AGE/CALV. 7/3, AVG. WI/CALV. 95/2
  - GEL 110051 — AGE/CALV. 9/6, AVG. WI/CALV. 114/6, ICP 411
    - LES 070020
    - GEL 080119 — AGE/CALV. 9/6, AVG. WI/CALV. 103/6
- LBV 180204 — AGE/CALV. 7/3, AVG. WI/CALV. 92/3, ICP 451

Calving Ease Value	Weaner Calf Value	Fertility Value	Maintenance Value	Cow Value	Growth Value	Carcass Value
109	84	87	123	83	86	91

Calf and Mother			Fertility				Post-Wean Growth			Frame			Carcass		
Birth Dir.	Wean Dir.	Wean Mat.	Scr. Circ.	Heifer Fert.	Cow Fert.	Longev.	Post Wean	ADG	FCR	Mature Weight	Height	Length	EMA	Fat	Mar
110	81	100	96	94	89	97	77	87	81	81	88	93	97	102	98

Wean Index	365D Index	540D Index	ADG Index	FCR Index	LH
91	104	99	-	-	-

Myostatin	
Q204X	Not Tested
NT821	Not Tested
F94L	Not Tested

REMARKS:

LOGIX EBV Analysis: 2025-11-17

LOT 49 — *LANGKLOOF GAME FARM*

LBV 230029
2023-09-07
B

Parentage	Sire	Dam
DNA		
Genomic		

- GEL 180025
  - SYF 100078
    - SYF 070036
    - SYF 070133 — AGE/CALV. 7/3, AVG. WI/CALV. 95/2
  - GEL 110051 — AGE/CALV. 9/6, AVG. WI/CALV. 114/6, ICP 411
    - LES 070020
    - GEL 080119 — AGE/CALV. 9/6, AVG. WI/CALV. 103/6
- LBV 190228 — AGE/CALV. 6/3, AVG. WI/CALV. 99/3, ICP 424

Calving Ease Value	Weaner Calf Value	Fertility Value	Maintenance Value	Cow Value	Growth Value	Carcass Value
90	84	87	105	80	89	95

Calf and Mother			Fertility				Post-Wean Growth			Frame			Carcass		
Birth Dir.	Wean Dir.	Wean Mat.	Scr. Circ.	Heifer Fert.	Cow Fert.	Longev.	Post Wean	ADG	FCR	Mature Weight	Height	Length	EMA	Fat	Mar
94	88	109	99	92	89	99	82	90	82	93	92	99	100	102	98

Wean Index	365D Index	540D Index	ADG Index	FCR Index	LH
100	103	102	-	-	-

Myostatin	
Q204X	Not Tested
NT821	Not Tested
F94L	Not Tested

REMARKS:

LOGIX EBV Analysis: 2025-11-17

LOT 50 — *LANGKLOOF GAME FARM*

LBV 230004
2023-07-10
B

Parentage	Sire	Dam
DNA		
Genomic		

- KRT 120034
  - ADV 010011
    - AG 970055
    - AG 970357 — AGE/CALV. 12/8, AVG. WI/CALV. 109/8
  - AAM 090054 — AGE/CALV. 9/6, AVG. WI/CALV. 106/6, ICP 441
    - MMJ 050148
    - AAM 040036 — AGE/CALV. 9/6, AVG. WI/CALV. 106/5
- LBV 200147 — AGE/CALV. 5/2, AVG. WI/CALV. 102/2, ICP 471

Calving Ease Value	Weaner Calf Value	Fertility Value	Maintenance Value	Cow Value	Growth Value	Carcass Value
106	96	92	107	95	92	94

Calf and Mother			Fertility				Post-Wean Growth			Frame			Carcass		
Birth Dir.	Wean Dir.	Wean Mat.	Scr. Circ.	Heifer Fert.	Cow Fert.	Longev.	Post Wean	ADG	FCR	Mature Weight	Height	Length	EMA	Fat	Mar
104	93	104	92	90	99	98	85	92	90	91	94	98	98	95	90

Wean Index	365D Index	540D Index	ADG Index	FCR Index	LH
100	102	105	-	-	-

Myostatin	
Q204X	Not Tested
NT821	Not Tested
F94L	Not Tested

REMARKS:

LOGIX EBV Analysis: 2025-11-17

DRAFT

DRAGTIGE VERSE

LOT 51 — *LANGKLOOF GAME FARM*

LBV 230031
2023-09-09
B

Ouerskap	Vaar	Moer
DNS		
Genomies		

GEL 180025
- SYF 100078
  - SYF 070036
  - SYF 070133 (OUD/KALW. 7/3; GEM. SI/KALW. 95/2)
- GEL 110051 (OUD/KALW. 9/6; GEM. SI/KALW. 114/6; TKP 411)
  - LES 070020
  - GEL 080119 (OUD/KALW. 9/6; GEM. SI/KALW. 103/6)

LBV 190164 (OUD/KALW. 6/3; GEM. SI/KALW. 105/3; TKP 450)

Geboortegemak Waarde	Speenkalf Waarde	Vrugbaarheids-waarde	Onderhouds-waarde	Koeiwaarde	Groei-waarde	Karkas-waarde
98	99	86	102	93	93	100

Kalf en Moeder			Vrugbaarheid				Na-Speen Groei			Raam			Karkas		
Geb. Dir.	Spn. Dir.	Spn. Mat.	Skr. Omtr.	Vers Vrugb.	Koei Vrugb.	Lankl.	Na-Speen	GDT	VOV	Volw. Gewig	Hoogte	Lengte	OSO	Vet	Mar
96	96	112	103	90	88	99	86	94	86	95	97	105	104	102	99

Spn. Indeks	365D Indeks	540D Indeks	GDT Indeks	VOV Indeks	LH
112	111	112	-	-	-

Miostatien	
Q204X	Nie Getoets
NT821	Nie Getoets
F94L	Nie Getoets

OPMERKINGS:

LOGIX EBV Analise: 2025-11-17

LOT 52 — *LANGKLOOF GAME FARM*

LBV 230033
2023-09-28
A

Ouerskap	Vaar	Moer
DNS ✔		
Genomies		

MULTIPLE SIRES
- SYF 170091 HH(c)
  - GEL 100113
  - SYF 070104 (OUD/KALW. 14/12; GEM. SI/KALW. 98/10)
- AH 120063 (OUD/KALW. 10/8; GEM. SI/KALW. 95/7; TKP 401)
  - LAR 080069
  - AH 060031 (OUD/KALW. 10/5; GEM. SI/KALW. 100/5)

AH 210064 (OUD/KALW. 3/1; GEM. SI/KALW. 101/1; TKP -)

Geboortegemak Waarde	Speenkalf Waarde	Vrugbaarheids-waarde	Onderhouds-waarde	Koeiwaarde	Groei-waarde	Karkas-waarde
109	78	105	93	87	-	79

Kalf en Moeder			Vrugbaarheid				Na-Speen Groei			Raam			Karkas		
Geb. Dir.	Spn. Dir.	Spn. Mat.	Skr. Omtr.	Vers Vrugb.	Koei Vrugb.	Lankl.	Na-Speen	GDT	VOV	Volw. Gewig	Hoogte	Lengte	OSO	Vet	Mar
114	88	94	94	99	121	80	95	84	81	107	91	87	82	85	92

Spn. Indeks	365D Indeks	540D Indeks	GDT Indeks	VOV Indeks	LH
101	123	100	-	-	-

Miostatien	
Q204X	Nie Getoets
NT821	Nie Getoets
F94L	Nie Getoets

OPMERKINGS:

LOGIX EBV Analise: 2025-11-17

LOT 53 — *LANGKLOOF GAME FARM*

LBV 230038
2023-11-27
SP

Ouerskap	Vaar	Moer
DNS		
Genomies		

GEL 180025
- SYF 100078
  - SYF 070036
  - SYF 070133 (OUD/KALW. 7/3; GEM. SI/KALW. 95/2)
- GEL 110051 (OUD/KALW. 9/6; GEM. SI/KALW. 114/6; TKP 411)
  - LES 070020
  - GEL 080119 (OUD/KALW. 9/6; GEM. SI/KALW. 103/6)

WWP 190015 (OUD/KALW. 6/3; GEM. SI/KALW. 104/3; TKP 464)
- GCD 140124
  - GCD 100107
  - GCD 050009 (OUD/KALW. 13/10; GEM. SI/KALW. 104/9)
- WWP 110080 (OUD/KALW. 9/7; GEM. SI/KALW. 93/7; TKP 400)
  - PLB 080140
  - WWP 080015 (OUD/KALW. 5/3; GEM. SI/KALW. 117/2)

Geboortegemak Waarde	Speenkalf Waarde	Vrugbaarheids-waarde	Onderhouds-waarde	Koeiwaarde	Groei-waarde	Karkas-waarde
104	87	77	102	78	95	99

Kalf en Moeder			Vrugbaarheid				Na-Speen Groei			Raam			Karkas		
Geb. Dir.	Spn. Dir.	Spn. Mat.	Skr. Omtr.	Vers Vrugb.	Koei Vrugb.	Lankl.	Na-Speen	GDT	VOV	Volw. Gewig	Hoogte	Lengte	OSO	Vet	Mar
108	96	86	102	83	87	91	96	94	90	97	96	98	106	103	101

Spn. Indeks	365D Indeks	540D Indeks	GDT Indeks	VOV Indeks	LH
115	101	108	-	-	-

Miostatien	
Q204X	Nie Getoets
NT821	Nie Getoets
F94L	Nie Getoets

OPMERKINGS:

LOGIX EBV Analise: 2025-11-17

DRAFT

PREGNANT HEIFERS

LOT 54 — *LANGKLOOF GAME FARM*

LBV 240001
2024-02-02
SP

Parentage	Sire	Dam
DNA		
Genomic		

- SYF 190007 HH(c)
  - ADV 100321 HH(c)
    - ADV 070005
    - ADV 070052 — AGE/CALV. 7/5, AVG. WI/CALV. 106/4
  - SYF 160230 — AGE/CALV. 9/7, AVG. WI/CALV. 101/6, ICP 377
    - SYF 120090 HH(c)
    - SYF 100071 — AGE/CALV. 11/9, AVG. WI/CALV. 110/9
- WWP 190024 — AGE/CALV. 6/4, AVG. WI/CALV. 102/2, ICP 421
  - GCD 140124
    - GCD 100107
    - GCD 050009 — AGE/CALV. 13/10, AVG. WI/CALV. 104/9
  - WWP 090014 — AGE/CALV. 11/8, AVG. WI/CALV. 99/8, ICP 395
    - GGG 030014
    - WWP 040009 — AGE/CALV. 8/3, AVG. WI/CALV. 87/3

Calving Ease Value	Weaner Calf Value	Fertility Value	Maintenance Value	Cow Value	Growth Value	Carcass Value
98	87	103	94	89	96	99

Calf and Mother			Fertility				Post-Wean Growth			Frame			Carcass		
Birth Dir.	Wean Dir.	Wean Mat.	Scr. Circ.	Heifer Fert.	Cow Fert.	Longev.	Post Wean	ADG	FCR	Mature Weight	Height	Length	EMA	Fat	Mar
98	100	85	89	107	106	95	96	95	89	106	97	92	102	106	101

Wean Index	365D Index	540D Index	ADG Index	FCR Index	LH
101	105	103	-	-	-

Myostatin	
Q204X	Not Tested
NT821	Not Tested
F94L	Not Tested

REMARKS:

LOGIX EBV Analysis: 2025-11-17

LOT 55 — *LANGKLOOF GAME FARM*

LBV 240002
2024-02-24
SP

Parentage	Sire	Dam
DNA		
Genomic		

- SYF 190007 HH(c)
  - ADV 100321 HH(c)
    - ADV 070005
    - ADV 070052 — AGE/CALV. 7/5, AVG. WI/CALV. 106/4
  - SYF 160230 — AGE/CALV. 9/7, AVG. WI/CALV. 101/6, ICP 377
    - SYF 120090 HH(c)
    - SYF 100071 — AGE/CALV. 11/9, AVG. WI/CALV. 110/9
- KDT 180063 — AGE/CALV. 7/5, AVG. WI/CALV. 101/4, ICP 415
  - PAD 100242
    - CSW 010014
    - EI 020119 — AGE/CALV. 17/12, AVG. WI/CALV. 101/12
  - KDT 100060 — AGE/CALV. 12/10, AVG. WI/CALV. 96/9, ICP 369
    - AG 050251
    - KDT 010014 — AGE/CALV. 14/12, AVG. WI/CALV. 103/11

Calving Ease Value	Weaner Calf Value	Fertility Value	Maintenance Value	Cow Value	Growth Value	Carcass Value
92	93	90	110	85	92	97

Calf and Mother			Fertility				Post-Wean Growth			Frame			Carcass		
Birth Dir.	Wean Dir.	Wean Mat.	Scr. Circ.	Heifer Fert.	Cow Fert.	Longev.	Post Wean	ADG	FCR	Mature Weight	Height	Length	EMA	Fat	Mar
89	104	76	84	95	95	94	96	94	92	90	96	93	110	112	105

Wean Index	365D Index	540D Index	ADG Index	FCR Index	LH
99	95	97	-	-	-

Myostatin	
Q204X	Not Tested
NT821	Not Tested
F94L	Not Tested

REMARKS:

LOGIX EBV Analysis: 2025-11-17

DRAFT

Bonsmara SA Cattle Breeders' Society

© Compiled by the South African Stud Book and Livestock Improvement Association
All Pedigree- and Performance Data has been certified as correct

Dier Info				Actual Values						Expected Breeding Values											Indices			Dam		
LOT	Animal ID	Sex	SEC	Birth Wt (kg)	205d Wt (kg)	CCB *Ratio*	CCW *Ratio*	Length Height *Ratio*	Scr. Circ. *(mm)*	Birth Dir (kg)	Birth Mat (kg)	Wean Dir (kg)	Wean Mat (kg)	Post Wean (kg)	Mature Weight. (kg)	ADG (g/d)	FCR (kg:kg)	Scr. Circ. (mm)	Height. (mm)	Length (mm)	Wean	ADG	Scr. Circ.	Avg. Wean Index	Nr. Calves	Repr. Index
	Breed Average									1.01	-0.31	14.7	3.6	24	22	78	-36	12.6	-3.0	13.0						
	Auction Average			34	215	6.53	44.6	1.24	357	0.99	-0.40	16.3	2.8	30	17	93	-36	14.5	-4	14	103	105	103	102	5.0	107
1	TMB 230035	M	SP	24	209	4.72	38	1.26	367	1.01	-0.99	21.5	0.4	37.9	39.8	204	-74	19.9	-3	23	94	118	112	95	4	113
2	TMB 230106	M	SP	33	241	6.26	52	1.24	359	-0.76	-0.99	21.7	-2.7	53.2	37.4	154	-59	8.6	2	23	102	107	93	90	3	115
3	TMB 230266	M	SP	35	268	6.93	55.2	1.25	385	-0.37	-0.03	14.4	7.2	39.8	23.9	197	-90	28.1	7	20	104	110	127	104	5	121
4	TMB 230312	M	SP	27	243	5.38	49.4	1.28	333	-1.36	-0.42	16.5	3.9	29.2	11.4	156	-22	-.7	-11	10	96	95	77	103	2	89
5	TMB 230376	M	SP	36	278	7.16	55.6	1.29	356	1.90	-0.48	29.4	3.4	49.8	32.9	166	-58	21.9	8	34	108	98	116	101	4	118
6	TMB 230385	M	SP	37	257	7.01	48.6	1.26	370	1.09	-0.59	18.8	-0.4	34.8	2.7	74	-9	12.3	-26	3	98	99	100	109	3	102
7	JAB 220080	M	SP	36	208	-	51.4	1.25	366	0.87	-0.65	15.8	-0.3	25.7	14.4	57	-22	8.6	-4	11	105	96	93	98	6	116
8	JAB 230015	M	SP	34	188	-	45.2	1.21	373	-0.30	-0.34	10.9	2.8	21.5	-2.6	68	-42	18.9	-1	11	92	99	111	102	4	105
9	JAB 230020	M	SP	38	198	-	43	1.22	360	0.63	-0.64	12.8	-0.1	20.9	8.2	45	-31	11.6	-5	4	95	106	98	98	9	103
10	JAB 230026	M	SP	34	193	-	49.5	1.20	372	1.88	-0.89	21.1	2.6	31.1	8.9	90	-50	20.3	6	20	95	91	113	103	5	106
11	JAB 230089	M	SP	37	218	-	42.9	1.18	355	2.65	-0.08	19.6	7.3	34.0	28.4	133	-75	22.5	24	33	106	111	117	115	5	92
12	JAB 230095	M	SP	45	230	-	39.8	1.22	353	3.82	0.49	24.6	2.1	42.7	45.5	148	-69	23.3	13	29	109	121	118	95	10	112
13	JAB 230113	M	SP	35	214	-	35.8	1.19	338	0.56	0.34	16.1	2.2	32.7	28.8	105	-35	15.1	5	18	105	110	104	102	5	112
14	BTB 230001	M	SP	33	204	8.09	50.6	1.27	389	0.63	-0.99	9.6	6.9	24.3	6.0	79	-29	31.4	-24	-0	115	117	132	110	3	116
15	BTB 230023	M	SP	39	209	6.6	46.5	1.26	377	2.73	-2.41	26.2	-2.6	53.2	38.9	200	-51	32.1	-8	23	114	122	133	102	7	108
16	BTB 230025	M	SP	39	209	7.4	48.2	1.28	357	0.66	-1.12	12.3	2.0	34.1	18.6	85	-24	23.6	-9	16	114	111	119	114	7	111
17	BTB 230027	M	SP	37	202	6.49	42.1	1.25	364	-0.66	-0.37	16.8	4.9	26.7	-12.2	28	12	6.7	-24	-7	111	98	90	107	11	118
18	FDS 230019	M	SP	35	184	7.51	45.4	1.22	328	1.19	0.49	16.8	4.1	32.3	20.1	87	-48	13.9	-10	10	99	106	102	104	3	110
19	FDS 230049	M	SP	32	192	5.8	38.2	1.23	349	-0.38	0.02	15.1	1.4	28.8	11.0	126	-43	22.9	-1	12	106	104	118	94	4	111
20	FDS 230076	M	SP	41	200	6.86	35.5	1.20	357	1.67	0.84	19.0	3.7	36.3	27.3	141	-62	33	2	14	105	110	135	105	4	104
21	OUH 230035	M	SP	35	202	6.28	41.7	1.27	360	1.50	0.31	18.6	4.5	29.3	16.6	50	4	10.6	-22	4	100	92	96	106	13	111
22	OUH 230019	M	SP	38	188	7.97	44.6	1.25	351	2.18	-1.30	19.4	-0.3	37.8	3.7	82	-34	11.6	-24	7	90	91	98	92	5	104
23	OUH 230092	M	SP	36	232	7.47	52.5	1.25	330	2.42	-0.94	18.5	1.4	29.9	20.3	80	-38	5.1	-6	17	107	91	87	111	4	104
24	LBV 230018	M	SP	36	242	7.17	41.4	1.20	318	1.12	-0.32	12.4	5.5	23.6	1.8	64	-16	-5.7	-14	-1	106	115	69	103	3	96
25	LBV 230020	M	B	38	253	8.46	50.9	1.26	370	2.39	0.49	11.6	6.0	15.2	15.3	63	-20	21.4	-7	17	111	103	115	99	3	98

DRAFT

© Compiled by the South African Stud Book and Livestock Improvement Association
All Pedigree- and Performance Data has been certified as correct

Dier Info				Werklike Syfers						Verwagte Teelwaardes											Indekse			Moeder		
LOT	Dier ID	Geslag	AFD	Geb. Gewig (kg)	205d Gewig (kg)	KKG Verh.	KKS Verh.	Lengte Hoogte Verh.	Skr. Omtr. (mm)	Geb Dir (kg)	Geb Mat (kg)	Spn Dir (kg)	Spn Mat (kg)	Na-Spn (kg)	Volw. Gewig (kg)	GDT (g/d)	VOV (kg:kg)	Skr. Omtr. (mm)	Hoogte (mm)	Lengte (mm)	Spn.	GDT	Skr. Omtr.	Gem. Spn. Indeks	Aant. Kalw.	Repr. Indeks
		Ras Gemiddeld								1.01	-0.31	14.7	3.6	24	22	78	-36	12.6	-3.0	13.0						
		Aanbod Gemiddeld		34	215	6.53	44.6	1.24	357	0.99	-0.40	16.3	2.8	30	17	93	-36	14.5	-4	14	103	105	103	102	5.0	107
26	LBV 230021	M	B	34	208	8.63	41.1	1.21	349	0.38	-0.35	-1.2	4.7	-4.0	-19.7	74	-34	2.9	-10	1	90	110	83	90	3	107
27	TMB 240044	V	SP	33	250	6.01	49.1	-	-	1.00	-0.82	25.6	4.3	46.2	32.4	127	-47	14.1	2	34	106	-	103	107	3	114
28	TMB 240054	V	SP	32	220	5.84	43.7	-	-	0.01	-0.90	18.4	6.1	44.3	24.6	107	-44	19.2	-4	26	92	-	111	103	3	116
29	TMB 240095	V	SP	39	259	6.47	52.4	-	-	2.10	-0.40	27.8	1.5	53.2	37.6	186	-74	19.4	10	30	108	-	112	107	5	120
30	TMB 240130	V	SP	35	260	6.72	43.4	-	-	0.52	-0.51	20.5	6.5	35.5	16.2	113	-48	11.6	-5	19	108	-	98	106	5	115
31	JAB 220068	V	SP	30	215	-	41.6	-	-	0.38	-0.46	13.1	5.6	23.4	8.5	115	-78	20	12	20	102	-	113	97	8	110
32	JAB 230068	V	SP	35	189	-	39	-	-	1.36	0.78	16.0	11.0	30.1	33.0	81	-44	12.6	7	22	93	-	100	101	8	102
33	JAB 230070	V	SP	33	184	-	46.2	-	-	1.98	-0.39	17.3	1.8	26.5	4.1	152	-76	27.2	5	20	92	-	125	94	6	104
34	JAB 230124	V	B	33	200	-	47.9	-	-	1.26	-0.34	17.2	2.9	24.2	13.4	90	-52	19.9	5	17	113	-	113	102	11	113
35	JAB 230152	V	SP	36	211	-	42	-	-	1.66	-0.27	20.8	4.6	29.7	24.8	86	-58	21.6	7	20	118	-	115	114	9	108
36	JAB 230173	V	SP	28	178	-	40.7	-	-	-0.23	-0.09	14.4	4.7	29.8	11.6	59	-14	7.4	-6	10	101	-	91	102	3	114
37	JAB 230220	V	SP	35	207	-	37.7	-	-	1.42	0.02	25.8	0.0	48.8	39.9	100	-38	13.7	9	27	118	-	102	109	4	106
38	BTB 230084	V	SP	35	218	7.2	40.8	-	-	1.30	-1.42	17.3	2.1	37.6	18.6	98	-20	17.1	-5	14	101	-	108	109	3	106
39	BTB 230068	V	SP	32	207	5.99	40.9	-	-	-1.49	-0.34	5.2	9.0	13.4	-13.9	7	-9	4	-14	-0	97	-	85	102	7	102
40	BTB 230056	V	SP	37	220	8.2	43.3	-	-	1.48	-0.52	13.9	4.0	25.4	2.9	51	-26	15.2	-2	12	107	-	104	109	3	107
41	BTB 230030	V	SP	37	201	5.4	33.8	-	-	0.96	-0.71	22.0	1.5	43.9	49.7	140	-47	21.6	6	26	114	-	115	105	9	113
42	BTB 240014	V	SP	34	186	5.48	40.6	-	-	0.30	-0.44	16.2	2.1	30.7	19.4	119	-48	2.7	1	17	101	-	83	102	6	113
43	BTB 240060	V	SP	37	204	6.85	43.6	-	-	2.22	-0.01	17.9	5.9	34.1	18.6	81	-31	16.3	-11	12	100	-	106	104	6	100
44	BTB 240032	V	SP	45	194	6.9	35.4	-	-	3.87	-0.10	21.1	3.2	31.6	14.8	88	-37	13.1	-6	12	99	-	101	101	7	104
45	SYF 190055	V	SP	38	225	6.46	42.3	-	-	2.62	-0.05	16.8	-4.9	33.7	4.6	92	-23	-1.8	-6	14	100	-	75	99	13	114
46	SYF 200260	V	SP	33	238	6.37	41.3	-	-	-0.43	-1.28	15.3	-2.1	25.4	12.9	32	-19	10.5	-7	2	105	-	96	96	13	109
47	SYF 230032	V	SP	22	179	5.68	36	-	-	-1.84	-1.38	10.1	-4.5	18.7	4.4	55	-11	12.7	-21	-6	100	-	100	101	2	100
48	LBV 230026	V	B	28	199	6.36	57.3	-	-	-0.03	-0.16	4.2	3.7	3.4	-6.6	30	-5	10.5	-12	7	91	-	96	92	3	96
49	LBV 230029	V	B	33	220	6.29	50.2	-	-	1.67	0.36	8.3	6.3	8.4	11.0	40	-7	11.9	-9	12	100	-	99	99	3	103
50	LBV 230004	V	B	34	224	7.26	49.6	-	-	0.58	-0.57	11.1	4.9	12.3	8.6	49	-20	7.7	-8	11	100	-	92	102	2	92

DRAFT

© Compiled by the South African Stud Book and Livestock Improvement Association
All Pedigree- and Performance Data has been certified as correct

Dier Info				Actual Values						Expected Breeding Values											Indices			Dam		
LOT	Animal ID	Sex	SEC	Birth Wt (kg)	205d Wt (kg)	CCB *Ratio*	CCW *Ratio*	Length Height *Ratio*	Scr. Circ. *(mm)*	Birth Dir (kg)	Birth Mat (kg)	Wean Dir (kg)	Wean Mat (kg)	Post Wean (kg)	Mature Weight. (kg)	ADG (g/d)	FCR (kg:kg)	Scr. Circ. (mm)	Height. (mm)	Length (mm)	Wean	ADG	Scr. Circ.	Avg. Wean Index	Nr. Calves	Repr. Index
			Breed Average							1.01	-0.31	14.7	3.6	24	22	78	-36	12.6	-3.0	13.0						
			Auction Average	34	215	6.53	44.6	1.24	357	0.99	-0.40	16.3	2.8	30	17	93	-36	14.5	-4	14	103	105	103	102	5.0	107
51	LBV 230031	F	B	33	242	6.16	61.5	-	-	1.44	-0.68	12.5	7.2	13.4	14.4	56	-14	14.2	-5	18	112	-	103	105	3	97
52	LBV 230033	F	A	26	216	5.35	48.5	-	-	-0.48	0.48	7.9	1.9	21.1	32.1	16	-5	9.2	-10	2	101	-	94	101	1	118
53	LBV 230038	F	SP	26	242	4.36	41.2	-	-	0.17	0.32	12.6	-0.6	23.0	17.6	56	-21	14	-6	12	115	-	102	104	3	87
54	LBV 240001	F	SP	29	173	5.01	36.8	-	-	1.19	-0.22	14.5	-0.9	22.5	30.6	59	-18	6.4	-5	6	101	-	89	102	4	103
55	LBV 240002	F	SP	30	170	5.27	40.6	-	-	2.21	-0.84	16.8	-3.6	22.9	6.5	56	-23	3.3	-6	8	99	-	84	101	5	110

DRAFT

© Compiled by the South African Stud Book and Livestock Improvement Association
All Pedigree- and Performance Data has been certified as correct

EXPLANATION OF CATALOGUE ABBREVIATIONS		VERDUIDELIKING VAN KATALOGUS AFKORTINGS	
Lot Number	LOT	LOT	Lot Nommer
Estimated breeding value	EBV	EBV	Beraamde teelwaarde
Parentage verification	Parentage	Ouerskap	Ouerskap verifikasie
Age in years / Number of calvings	AGE. / CALV.	OUD. / KALF.	Ouderdom in jaar / Aantal kalwings
Average Wean index / Number of calves weaned	Ave WI / CALV.	GEM SI / KALF.	Gemiddelde speen indeks / Aantal kalwers gespeen
Animal identification number	ID	ID	Dier se identifikasie nommer
Herd Book Section	SEC	AFD	Kuddeboek Afdeling
Herd Book Section: Pending Registration	PEN	PEN	Kuddeboek Afdeling: Wag vir Registrasie
Herd Book Section: Not for Registration	NFR	NFR	Kuddeboek Afdeling: Nie vir Registrasie
Herd Book Section: Foundation Generation	FO	FO	Kuddeboek Afdeling: Fondasie Generasie
Herd Book Section: Appendix A	A	A	Kuddeboek Afdeling: Aanhangsel A
Herd Book Section: Appendix B	B	B	Kuddeboek Afdeling: Aanhangsel B
Herd Book Section: Studbook Proper, a registered animal	SP	SP	Kuddeboek Afdeling: Studbook Proper, 'n geregistreerde dier
Genomically Tested	GT	GT	Genomies Getoets
Homozygous Horned (Celtic test)	HH(c)	HH(c)	Homosigoties horings (Celtic toets)
Homozygous Polled (Celtic test)	PP(c)	PP(c)	Homosigotiets Poena (Celtic toets)
Heterozygous Polled (Celtic test)	Pp(c)	Pp(c)	Heterosigoties Poena (Celtic toets)
Phenotypically Polled	P	P	Fenotipies Poena
Intercalving Period	ICP	TKP	Tussen-Kalf Periode
Birth Direct breeding value	Birth Dir.	Geb. Dir	Geboorte Direk teelwaarde
Wean Direct breeding value	Wean Dir.	Spn. Dir.	Speen Direk teelwaarde
Wean Maternal breeding value	Wean Mat.	SPn. Mat.	Speen Maternaal teelwaarde
Scrotal Circumference	Scr. Circ.	Skr. Omt.	Skrotum omtrek
Heifer Fertility	Heifer Fert.	Vers Vrugb.	Vers Vrugbaarheid
Cow Fertility	Cow Fert.	Koei Vrugb.	Koei Vrugbaarheid
Longevity	Longev.	Lankl.	Lanklewendheid
Mature Weight	Mat. Wt.	Volw. Gewig	Volwasse gewig
Average Daily Gain (g/day)	ADG	GDT	Gemiddelde Daaglikse Toename
Feed Conversion Ratio (kg:kg)	FCR	VOV	Voeromset Verhouding
Eye Muscle Area	EMA	OSO	Oogspier grootte
Backfat Thickness	Fat	Vet	Rugvet Diepte
Marbeling (intra-muscular fat)	Mar	Mar	Marmering (binne-spierse vet)
365-day weight index	365D Index	365D Indeks	365-dae gewig indeks
540-day weight index	540D Index	540D Indeks	540-dae gewig indeks
Length-Height ratio	LH	LH	Lengte-Hoogte Verhouding
Actual Birth weight	Birth Wt.	Geb. gewig	Werklike Geboorte gewig
205-day Dam-age corrected weight	205d Wt.	205d gewig	205-dag Moeder-ouderdom gekorrigeerde gewig
Cow-Calf Birth Ratio	CCG	KKG	Koei-Kalf Geboorte Verhouding
Cow-Calf Wean Ratio	CCW	KKS	Koei-Kalf Speen Verhouding
Average Weaning Index	Avg. Wean Index	Gem. Spn. Indeks	Gemiddelde speen indeks
Number of Calves	Nr. Calves	Aant. Kalw.	Aantal kalwers
Reproduction Index	Repr. Index	Repr. Indeks	Reproduksie indeks
Animal sex: M - Male, F - Female	M / F	M / V	Dier geslag: M - Manlik, V - Vroulik