AMPTELIKE VEILINGSKATALOGUS VIR / OFFICIAL AUCTION CATALOGUE FOR

HANZYL BONSMARAS

Veilingsdatum / Auction Date:
22 July 2026

Data soos op / Data as on:
25 February 2026

BONSMARA SA

SA STAMBOEK STUD BOOK

DRAFT

SALES UNDER AUSPICES OF BONSMARA SA

Bonsmara stud breeding is subject to the stipulations of the Livestock Improvement Act and conforms to the standards of Bonsmara SA. The Society therefore has the right to implement certain controls to ensure the accuracy of information regarding Parentage, Performance and Estimated Breeding Values.

Information regarding Parentage, Performance and Estimated Breeding Values of animals, as supplied by the breeder, have been verified and compared to the official database of LOGIX BEEF. Bonsmara SA therefore, confirms the accuracy of such information.

To the knowledge of the Society these controls have been carried out accurately. However, the Society does not take any responsibility for incorrect information through printing errors or incorrect information provided by the breeder.

Animals on such sales have been visually screened by Inspectors of Bonsmara SA and comply with the Bonsmara Minimum Breed Standards as stipulated by the Society.

The Society DOES NOT have any control over:

- Immunization and health status of animals
- Pregnancy status of cows and heifers
- Suitability of a bull for breeding
- Fertility status as well as venereal diseases and
- Commercial animals

Since the above is not classified as information regarding Parentage, Performance and Estimated Breeding Values, it DOES NOT fall within the jurisdiction of the meaning "Under the Auspices of Bonsmara SA".

VEILINGS ONDER BESKERMING VAN BONSMARA SA

Bonsmara stoetteling wat onderhewig is aan die bepalings van die Veeverbeteringswet, vind plaas onder die vaandel van Bonsmara SA. Daarom behou die Genootskap hom die reg voor om kontroles volgens bepaalde prosedures uit te oefen ten opsigte van Ouerskap inligting, Prestasiedata en Beraamde Teelwaardes.

Ouerskap inligting, Prestasiedata en Beraamde Teelwaardes soos deur die teler voorsien vir die doel van hierdie katalogus, is gekontroleer en vergelyk met die amptelike databasis soos gehou deur LOGIX BEEF. Bonsmara SA bevestig dus die korrektheid van sodanige inligting.

Alhoewel die kontroles na die beste wete van die Genootskap gedoen is, kan die Genootskap egter nie verantwoordelik gehou word vir foutiewe inligting as gevolg van drukkersfoute of verkeerde inligting deur die telers verskaf nie.

Diere wat op hierdie veilings aangebied word, is onderwerp aan 'n proses van visuele inspeksie deur Keurders van Bonsmara SA en voldoen aan die Bonsmara Minimum Rasstandaarde soos bepaal deur die Genootskap.

Die Genootskap het egter GEEN beheer oor:

- Immunisering en gesondheidstatus van diere
- Dragtigheidstatus van koeie en verse
- Teelgeskiktheid van bulle
- Vrugbaarheidstatus, asook geslagsiektes en
- Kommersiële diere nie.

Aangesien bogenoemde nie val onder die bedoeling met Ouerskap inligting, Prestasiedata en Beraamde Teelwaardes nie, sorteer dit NIE onder die jurisdiksie van die bedoeling "Onder beskerming van Bonsmara SA" nie.

DRAFT

© Compiled by the South African Stud Book and Livestock Improvement Association
All Pedigree- and Performance Data has been certified as correct

ANIMAL AND PEDIGREE INFORMATION

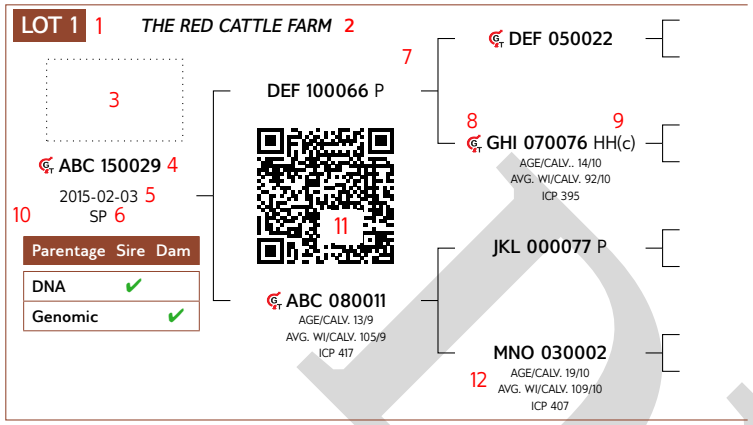

1. Lot Number
2. Owner of the animal
3. Herd's logo (if available)
4. Animal Identification Number
5. Birth date
6. Herd book section - NFR / PEN / F0 / A / B / SP
7. Four (4) generation pedigree
8. Genomic testing - it is indicated with the **GT** logo
9. Polled Status - the status will only be printed for animals that have been tested
10. Parentage Verification - a green tick (✔) indicates that the sire and/or dam has been verified via either microsatellite (DNA), or Genomic testing
11. QR Code - This code can be scanned with a smartphone or tablet. It redirects to the animal's information on **www.SABeefBulls.com** where all information for the animal is available.
12. Dam information
    - Age and Number of Calvings
    - Average Wean Index and Number of Calves Weaned
    - Intercalving Period

MYOSTATIN STATUS

The animal's status, if tested for myostatin variants, is indicated as follows:

- Not Tested
- 0 - Normal
- 1 - Heterozygous / Carrier of Double-Muscling gene
- 2 - Homozygous / Double-Muscled

LOGIX SELECTION VALUES

Calving Ease Value	Weaner Calf Value	Fertility Value	Maintenance Value	Cow Value	Growth Value	Carcass Value
109	98	111	99	101	98	103
1	2	3	4	5	6	7



5 LOGIX Cow Value

Selection of:

- Fertile cows,
- with low maintenance,
- that calf easily,
- and wean heavy calves relative to own weight

1 Calving Ease Value	EBVs Birth Direct & Maternal
Calf Growth Value	EBV Wean Direct
3 Fertility Value	EBVs Cow & Heifer Fertility, EBV Longevity
Milk Value	EBV Wean Maternal
4 Maintenance Value	EBVs Mature weight & Milk

2 LOGIX Weaner Calf Value

Selection for heavy weaners

Measurements: Weaning weight, Birth weight, and Mature weight

EBVs: Wean direct & maternal, Birth direct & maternal, Mature weight

6 LOGIX Growth Value

Selection for efficient growers on veld and in feedlot

Measurements: Phase C and D Growth test traits

EBVs: Weaning weight, End weight, ADG and Intake

7 LOGIX Carcass Value

Selection for higher meat yields on a carcass

Measurements: Phase C and D Growth test traits, RTU scanning traits

EBVs: End weight, Eye Muscle Area and Fat

HOW TO USE SELECTION VALUES

Sub-values sould also be compatible with your selection goal. Don't select only on the Cow Value

AVERAGE ANIMALS

(NO GROWTH EXTREMES)

- Selection Values 90 to 110
- Cow Value & Fertility Value average to high

A safe choice, as animals are profitble in most environments.

GROWERS

(GOOD ENVIRONMENT)

- Weaner Calf / Growth Value > 110
- Cow Value & Fertility Value average to high

Growers are heavier at birth (lower Calving Ease Value), and heavier at maturity (lower Maintenance Value).

LOW-MAINTENANCE ANIMALS

(HARSH ENVIRONMENT)

- Maintence Value > 110
- Cow Value & Fertility Value average to high

Lighter cows have a lower maintenance (higher Maintenance Value).

INTERPRETATION OF BREEDING VALUE INDICES AND SELECTION VALUES

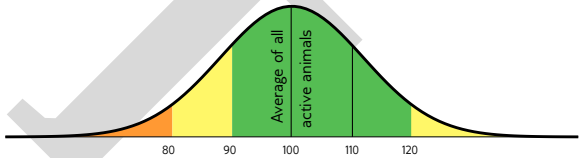

Average between 90 and 110, Acceptable between 80 and 120

DRAFT

© Compiled by the South African Stud Book and Livestock Improvement Association
All Pedigree- and Performance Data has been certified as correct

EXPLANATION OF BREEDING VALUES AND SELECTION VALUES

		Traits		Description/Measurement	Goal	General Guidelines						
							<80	<90	90-110	>110	>120	
Selection Values	5	**Cow Value**	CV	Combination of Calving Ease, Calf Growth, Milk, Maintenance and Fertility Values (Rand-Value)	Profitable Cow	Loss						Profit
	1	**Calving Ease Value**	CEV	Risk for calving problems (calf too heavy) vs calf too small	Average birth weight	High						Low
		Calf Growth Value	CGrV	Calf's genetic ability for pre-weaning growth	Heavy weaner calf	Light						Heavy
		Milk Value	MlkV	Cow's genetic mothering and milking ability	Enough milk for the calf	Less						More
	4	**Maintenance Value**	MntV	Maintenance requirements of cow (cow weight and milk)	Low cow maintenance	High					*	Low
	3	**Fertility Value**	FertV	Fertility and retention of cows and heifers	Fertile cows	Low						High
	2	**Weaner Calf Value**	WnCV	Combination of calf's weight and cow's milk	Heavy weaner calves	Light						Heavy
	6	**Growth Value**	GV	Efficient growth on veld and in feedlot (Rand-value)	Profitable growth	Loss						Profit
	7	**Carcass Value**	VarcV	Meat on carcass (Weight and RTU EBVs)	More meat on the carcass	Less						More
		Production Value	PV	Combination of Cow- and Growth values (Rand-value)	Profitable animals	Loss						Profit
Cow & Heifer	8	**Birth Weight Direct**	BD	Birth weight (Calf's genetic ability)	Average birth weight	Heavy						Light
		Birth Weight Maternal	BM	Birth weight (Cow's genetic ability)	Easy calving	Heavy						Light
	9	**Weaning Weight Direct**	WD	Weaning weight (Calf's genetic ability)	Heavy weaner calves	Light						Heavy
	10	**Weaning Weight Maternal**	WM	Weaning weight (Cow's genetic ability)	Good mothers	Poor						Good
	18	**Mature Cow Weight**	MW	Cow weight at weaning of first three calves	Average mature cow weight	Light				*	*	Heavy
		Cow-Calf Birth	CCB	EBV Birth Direct / EBV Mature Cow weight	Average	Low						High
		Cow-Calf Wean	CCW	EBV Wean Direct / EBV Mature Cow weight	High calf-cow ratio	Low						High
Fertility	12	**Heifer Fertility**	HF	Age at first calving	Fertile heifers	Less						More
	13	**Cow Fertility**	CF.E	First 3 inter-calving periods (ICPs)	Fertile cows	Less						More
	11	**Scrotal Circumference**	SC	Scrotal circumference as measured during the growth test	Fertile bulls	Less						More
	14	**Longevity**	LG	Retention of progeny	Acceptable progeny	Poor						Good
Growth & Frame	15	**Post-Wean Weight**	PWn	12- and 18 month weights	Good post-wean growth	Low					*	High
	16	**Average Daily Gain**	ADG	Average daily gain	Good growth	Poor						Good
	17	**Feed Conversion Ratio**	FCR	100g feed intake / g weight gain	Feed efficiency	Poor						Good
		Final Test Weight	FW	Final weight in the growth test	Heavy carcass	Light					*	Heavy
	19	**Height**	H	Shoulder height in growth test	Average height	Short						Tall
	20	**Length**	L	Length in growth test	Longer for more muscle	Short						Long
	24	**Length-Height Ratio**	LH	EBV Length / EBV Height	Longer rather than tall	<1						>1
Carcass	21	**Eye Muscle Area**	EMA	RTU measured eye muscle area	Bigger steaks	Small						Big
	22	**Fat Thickness**	Fat	RTU measured P8 backfat thickness	Carcass quality	Thin						Thick
	23	**Marbling**	Mar	RTU measured % of intra-muscular fat	Juicy meat	Low						High
		Dressing Percentage	D%	Carcass weight / Live weight	High dressing percentage	Low						High

* Determined by own selection goal

GENETIC VALUES - BUILDING BLOCKS

Calf and Mother			Fertility				Post-Wean Growth			Frame			Carcass		
Birth Dir.	Wean Dir.	Wean Mat.	Scrot. Circ.	Heifer Fert.	Cow Fert.	Longev.	Post Wean	ADG	FCR	Mature Weight	Height	Length	EMA	Fat	Mar
99	99	90	97	75	92	85	100	94	93	92	123	110	104	100	79
8	9	10	11	12	13	14	15	16	17	18	19	20	21	22	23

The Logix Selection Values are compiled of specific genetic building blocks, as indicated in the selection value descritions on the previous page. These genetic building blocks are indicated in the catalogue by their Breeding Value Indices.

PHENOTYPIC VALUES

Wean Index	365D Index	540D Index	ADG Index	FCR Index	Scrotum	LH
109	104	105	122	117	327	1.22
			16	17	11	24

- Wean, 365D, 504D, ADG and FCR Indices - phenotypic index obtained within the animal's contemporary group
- Scrotum - adjusted scrotal circumference, in mm, as measured during the growth test
- Length-Height Ratio (LH) - the animal's length / height ratio as measured during the growth test

DRAFT

BULLS

LOT 1

HANZYL BONSMARAS

GZV 230065
2023-10-06
SP

Parentage	Sire	Dam
DNA	✔	
Genomic		

GZV 190145
- AG 160138 HH(c)
  - LAR 100242
  - AG 140006 AGE/CALV. 10/8 AVG. WI/CALV. 108/7
- GZV 160078 AGE/CALV. 9/6 AVG. WI/CALV. 109/5 ICP 446
  - GZV 140162
  - GZV 140044 AGE/CALV. 3/2 AVG. WI/CALV. 101/2

GZV 150163 AGE/CALV. 10/7 AVG. WI/CALV. 97/5 ICP 425
- PAD 090053
  - EI 040038
  - AG 920076 AGE/CALV. 21/18 AVG. WI/CALV. 103/18
- GZV 100306 AGE/CALV. 12/8 AVG. WI/CALV. 97/8 ICP 407
  - VV 050036
  - GZV 050102 AGE/CALV. 11/9 AVG. WI/CALV. 95/9

Calving Ease Value	Weaner Calf Value	Fertility Value	Maintenance Value	Cow Value	Growth Value	Carcass Value
96	105	101	115	103	73	87

Calf and Mother			Fertility				Post-Wean Growth			Frame			Carcass		
Birth Dir.	Wean Dir.	Wean Mat.	Scr. Circ.	Heifer Fert.	Cow Fert.	Longev.	Post Wean	ADG	FCR	Mature Weight	Height	Length	EMA	Fat	Mar
92	103	96	89	96	94	116	97	68	64	86	64	74	96	98	78

Wean Index	365D Index	540D Index	ADG Index	FCR Index	Scrotum	LH
93	-	-	90	-	357	1.19

Myostatin	
Q204X	0
NT821	0
F94L	0

REMARKS:

LOGIX EBV Analysis: 2026-02-17

LOT 2

HANZYL BONSMARAS

GZV 230279
2023-11-06
SP

Parentage	Sire	Dam
DNA	✔	✔
Genomic		

KVB 200080
- AG 120062 HH(c)
  - AG 070742
  - AG 080435 AGE/CALV. 13/9 AVG. WI/CALV. 97/8
- KVB 160095 AGE/CALV. 8/6 AVG. WI/CALV. 99/5 ICP 415
  - KVB 130098
  - KVB 130100 AGE/CALV. 10/6 AVG. WI/CALV. 108/6

GZV 200262 AGE/CALV. 4/2 AVG. WI/CALV. 99/1 ICP 313
- JRB 130015
  - JRB 080068
  - BBN 080214 AGE/CALV. 13/9 AVG. WI/CALV. 103/9
- GZV 120072 AGE/CALV. 11/6 AVG. WI/CALV. 106/6 ICP 477
  - VV 070122
  - WCS 060083 AGE/CALV. 15/11 AVG. WI/CALV. 98/9

Calving Ease Value	Weaner Calf Value	Fertility Value	Maintenance Value	Cow Value	Growth Value	Carcass Value
106	104	98	111	104	95	106

Calf and Mother			Fertility				Post-Wean Growth			Frame			Carcass		
Birth Dir.	Wean Dir.	Wean Mat.	Scr. Circ.	Heifer Fert.	Cow Fert.	Longev.	Post Wean	ADG	FCR	Mature Weight	Height	Length	EMA	Fat	Mar
103	99	101	93	106	94	105	99	97	83	88	82	94	110	108	103

Wean Index	365D Index	540D Index	ADG Index	FCR Index	Scrotum	LH
99	-	-	102	-	315	1.25

Myostatin	
Q204X	0
NT821	0
F94L	0

REMARKS:

LOGIX EBV Analysis: 2026-02-17

LOT 3

HANZYL BONSMARAS

GZV 230093 HH(c)
2023-10-15
SP

Parentage	Sire	Dam
DNA	✔	
Genomic		

GZV 180047
- LAR 140173 HH(c)
  - LAR 120033 HH(c)
  - LAR 100159 AGE/CALV. 15/11 AVG. WI/CALV. 105/11
- LAR 130176 AGE/CALV. 8/4 AVG. WI/CALV. 101/4 ICP 610
  - AG 070457
  - LAR 110008 AGE/CALV. 13/10 AVG. WI/CALV. 105/10

GZV 150257 AGE/CALV. 10/7 AVG. WI/CALV. 95/7 ICP 424
- GZV 100302
  - PHR 060062
  - GZV 040087 AGE/CALV. 8/7 AVG. WI/CALV. 101/6
- WCS 060073 AGE/CALV. 11/8 AVG. WI/CALV. 103/8 ICP 377
  - LAR 970286
  - WCS 960015 AGE/CALV. 14/11 AVG. WI/CALV. 105/8

Calving Ease Value	Weaner Calf Value	Fertility Value	Maintenance Value	Cow Value	Growth Value	Carcass Value
126	117	102	107	121	124	112

Calf and Mother			Fertility				Post-Wean Growth			Frame			Carcass		
Birth Dir.	Wean Dir.	Wean Mat.	Scr. Circ.	Heifer Fert.	Cow Fert.	Longev.	Post Wean	ADG	FCR	Mature Weight	Height	Length	EMA	Fat	Mar
123	105	99	108	115	99	96	109	131	129	92	96	118	131	106	126

Wean Index	365D Index	540D Index	ADG Index	FCR Index	Scrotum	LH
101	-	-	107	-	352	1.22

Myostatin	
Q204X	0
NT821	0
F94L	0

REMARKS:

LOGIX EBV Analysis: 2026-02-17

DRAFT

BULLE

LOT 4

HANZYL BONSMARAS

GZV 230160 HH(c)
2023-11-16
SP

Ouerskap	Vaar	Moer
DNS ✔		
Genomies		

GZV 190348 HH(c)
- GZV 140154
  - AG 080210
  - GZV 080200 — OUD/KALW. 12/10, GEM. SI/KALW. 102/10
- VV 140346 — OUD/KALW. 8/5, GEM. SI/KALW. 97/5, TKP 381
  - VV 110429
  - VV 120295 — OUD/KALW. 13/11, GEM. SI/KALW. 98/10

GZV 160203 — OUD/KALW. 9/7, GEM. SI/KALW. 104/6, TKP 434
- LAR 100031
  - LAR 060224
  - LAR 070208 — OUD/KALW. 5/3, GEM. SI/KALW. 108/1
- GZV 100259 — OUD/KALW. 12/9, GEM. SI/KALW. 104/7, TKP 356
  - AG 060151
  - GZV 060248 — OUD/KALW. 5/3, GEM. SI/KALW. 104/3

Geboortegemak Waarde	Speenkalf Waarde	Vrugbaarheids-waarde	Onderhouds-waarde	Koeiwaarde	Groei-waarde	Karkas-waarde
122	110	110	130	119	102	93

Kalf en Moeder			Vrugbaarheid				Na-Speen Groei			Raam			Karkas		
Geb. Dir.	Spn. Dir.	Spn. Mat.	Skr. Omtr.	Vers Vrugb.	Koei Vrugb.	Lankl.	Na-Speen	GDT	VOV	Volw. Gewig	Hoogte	Lengte	OSO	Vet	Mar
118	95	98	121	114	100	113	94	112	118	75	91	94	99	107	93

Spn. Indeks	365D Indeks	540D Indeks	GDT Indeks	VOV Indeks	Skrotum	LH
104	-	-	101	-	367	1.20

Miostatien	
Q204X	0
NT821	0
F94L	0

OPMERKINGS:

LOGIX EBV Analise: 2026-02-17

LOT 5

HANZYL BONSMARAS

GZV 240027
2024-03-15
SP

Ouerskap	Vaar	Moer
DNS ✔		
Genomies		

GZV 210003
- AG 170895
  - AG 140141
  - AG 120356 — OUD/KALW. 12/9, GEM. SI/KALW. 104/9
- GZV 160200 — OUD/KALW. 9/5, GEM. SI/KALW. 100/4, TKP 568
  - GZV 120144
  - GZV 060354 — OUD/KALW. 16/13, GEM. SI/KALW. 98/13

GZV 140288 — OUD/KALW. 10/8, GEM. SI/KALW. 117/7, TKP 439
- GZV 090089
  - AG 040120
  - GZV 050049 — OUD/KALW. 8/6, GEM. SI/KALW. 108/5
- GZV 040030 — OUD/KALW. 16/12, GEM. SI/KALW. 101/12, TKP 388
  - V 000118
  - GZV 020004 — OUD/KALW. 13/11, GEM. SI/KALW. 105/11

Geboortegemak Waarde	Speenkalf Waarde	Vrugbaarheids-waarde	Onderhouds-waarde	Koeiwaarde	Groei-waarde	Karkas-waarde
107	115	88	90	110	112	118

Kalf en Moeder			Vrugbaarheid				Na-Speen Groei			Raam			Karkas		
Geb. Dir.	Spn. Dir.	Spn. Mat.	Skr. Omtr.	Vers Vrugb.	Koei Vrugb.	Lankl.	Na-Speen	GDT	VOV	Volw. Gewig	Hoogte	Lengte	OSO	Vet	Mar
107	108	116	105	91	90	103	110	113	102	109	112	109	118	103	108

Spn. Indeks	365D Indeks	540D Indeks	GDT Indeks	VOV Indeks	Skrotum	LH
107	-	-	104	-	335	1.22

Miostatien	
Q204X	0
NT821	Nie Getoets
F94L	Nie Getoets

OPMERKINGS:

LOGIX EBV Analise: 2026-02-17

LOT 6

HANZYL BONSMARAS

GZV 240026
2024-03-13
SP

Ouerskap	Vaar	Moer
DNS ✔		
Genomies		

GZV 200112
- CCV 150105
  - AG 080231
  - CCV 130040 — OUD/KALW. 10/6, GEM. SI/KALW. 103/5
- GZV 170301 — OUD/KALW. 8/3, GEM. SI/KALW. 91/3, TKP 705
  - GZV 120054
  - GZV 100306 — OUD/KALW. 12/8, GEM. SI/KALW. 97/8

DAJ 150207 — OUD/KALW. 10/7, GEM. SI/KALW. 105/7, TKP 439
- NPT 110030
  - KVB 060086
  - NPT 070180 — OUD/KALW. 8/5, GEM. SI/KALW. 89/4
- DAJ 120038 — OUD/KALW. 12/10, GEM. SI/KALW. 103/10, TKP 370
  - DAJ 080061
  - DAJ 090075 — OUD/KALW. 10/8, GEM. SI/KALW. 101/8

Geboortegemak Waarde	Speenkalf Waarde	Vrugbaarheids-waarde	Onderhouds-waarde	Koeiwaarde	Groei-waarde	Karkas-waarde
101	98	115	109	106	87	91

Kalf en Moeder			Vrugbaarheid				Na-Speen Groei			Raam			Karkas		
Geb. Dir.	Spn. Dir.	Spn. Mat.	Skr. Omtr.	Vers Vrugb.	Koei Vrugb.	Lankl.	Na-Speen	GDT	VOV	Volw. Gewig	Hoogte	Lengte	OSO	Vet	Mar
100	101	89	93	124	98	113	94	84	91	90	97	93	91	86	97

Spn. Indeks	365D Indeks	540D Indeks	GDT Indeks	VOV Indeks	Skrotum	LH
100	-	-	104	-	346	1.20

Miostatien	
Q204X	0
NT821	Nie Getoets
F94L	Nie Getoets

OPMERKINGS:

LOGIX EBV Analise: 2026-02-17

DRAFT

© Compiled by the South African Stud Book and Livestock Improvement Association
All Pedigree- and Performance Data has been certified as correct

BULLS

LOT 7

HANZYL BONSMARAS

GZV 230263
2023-10-13
SP

Parentage	Sire	Dam
DNA	✔	✔
Genomic		

- KVB 200080
  - AG 120062 HH(c)
    - AG 070742
    - AG 080435 — AGE/CALV. 13/9, AVG. WI/CALV. 97/8
  - KVB 160095 — AGE/CALV. 8/6, AVG. WI/CALV. 99/5, ICP 415
    - KVB 130098
    - KVB 130100 — AGE/CALV. 10/6, AVG. WI/CALV. 108/6
- GZV 200083 — AGE/CALV. 5/2, AVG. WI/CALV. 98/2, ICP 505
  - JRB 130015
    - JRB 080068
    - BBN 080214 — AGE/CALV. 13/9, AVG. WI/CALV. 103/9
  - GZV 180043 — AGE/CALV. 8/4, AVG. WI/CALV. 91/4, ICP 501
    - AJF 130415
    - LAR 130384 — AGE/CALV. 8/5, AVG. WI/CALV. 100/4

Calving Ease Value	Weaner Calf Value	Fertility Value	Maintenance Value	Cow Value	Growth Value	Carcass Value
103	102	100	127	101	89	93

Calf and Mother			Fertility				Post-Wean Growth			Frame			Carcass		
Birth Dir.	Wean Dir.	Wean Mat.	Scr. Circ.	Heifer Fert.	Cow Fert.	Longev.	Post Wean	ADG	FCR	Mature Weight	Height	Length	EMA	Fat	Mar
99	98	89	114	107	91	111	95	96	99	78	90	90	108	101	98

Wean Index	365D Index	540D Index	ADG Index	FCR Index	Scrotum	LH
101	-	-	98	-	359	1.18

Myostatin	
Q204X	0
NT821	0
F94L	0

REMARKS:

LOGIX EBV Analysis: 2026-02-17

LOT 8

HANZYL BONSMARAS

GZV 230020 HH(c)
2023-09-18
SP

Parentage	Sire	Dam
DNA	✔	
Genomic		

- AG 180784
  - AG 130147
    - AG 080210
    - AG 100156 — AGE/CALV. 7/4, AVG. WI/CALV. 106/3
  - AG 100082 — AGE/CALV. 14/10, AVG. WI/CALV. 102/10, ICP 404
    - AG 060027
    - AG 050128 — AGE/CALV. 10/5, AVG. WI/CALV. 107/4
- GZV 170168 — AGE/CALV. 8/5, AVG. WI/CALV. 103/4, ICP 393
  - GZV 120010
    - GZV 090138
    - AG 090304 — AGE/CALV. 10/7, AVG. WI/CALV. 93/7
  - NPT 130069 — AGE/CALV. 13/9, AVG. WI/CALV. 99/8, ICP 458
    - NPT 100077
    - NPT 080010 — AGE/CALV. 7/4, AVG. WI/CALV. 100/4

Calving Ease Value	Weaner Calf Value	Fertility Value	Maintenance Value	Cow Value	Growth Value	Carcass Value
101	108	73	112	96	99	93

Calf and Mother			Fertility				Post-Wean Growth			Frame			Carcass		
Birth Dir.	Wean Dir.	Wean Mat.	Scr. Circ.	Heifer Fert.	Cow Fert.	Longev.	Post Wean	ADG	FCR	Mature Weight	Height	Length	EMA	Fat	Mar
107	99	115	104	73	72	113	103	105	104	87	86	92	105	74	89

Wean Index	365D Index	540D Index	ADG Index	FCR Index	Scrotum	LH
106	-	-	105	-	368	1.18

Myostatin	
Q204X	0
NT821	0
F94L	0

REMARKS:

LOGIX EBV Analysis: 2026-02-17

LOT 9

HANZYL BONSMARAS

GZV 230238 HH(c)
2023-09-30
SP

Parentage	Sire	Dam
DNA	✔	
Genomic	✔	

- GZV 190170 HH(c)
  - JRB 150097
    - JRB 100062
    - BBN 100236 — AGE/CALV. 9/7, AVG. WI/CALV. 94/6
  - VV 160111 — AGE/CALV. 10/6, AVG. WI/CALV. 98/6, ICP 483
    - VV 130291
    - VV 130094 — AGE/CALV. 3/2, AVG. WI/CALV. 103/2
- GZV 180413 — AGE/CALV. 7/4, AVG. WI/CALV. 98/3, ICP 484
  - GZV 120054
    - GZV 100302
    - GZV 080227 — AGE/CALV. 9/6, AVG. WI/CALV. 104/6
  - GZV 110211 — AGE/CALV. 10/7, AVG. WI/CALV. 99/7, ICP 426
    - VV 050036
    - GZV 040102 — AGE/CALV. 11/9, AVG. WI/CALV. 97/9

Calving Ease Value	Weaner Calf Value	Fertility Value	Maintenance Value	Cow Value	Growth Value	Carcass Value
115	103	112	107	113	83	88

Calf and Mother			Fertility				Post-Wean Growth			Frame			Carcass		
Birth Dir.	Wean Dir.	Wean Mat.	Scr. Circ.	Heifer Fert.	Cow Fert.	Longev.	Post Wean	ADG	FCR	Mature Weight	Height	Length	EMA	Fat	Mar
113	94	109	112	108	111	109	92	86	91	91	99	99	92	86	99

Wean Index	365D Index	540D Index	ADG Index	FCR Index	Scrotum	LH
101	-	-	100	-	369	1.16

Myostatin	
Q204X	0
NT821	0
F94L	0

REMARKS:

LOGIX EBV Analysis: 2026-02-17

DRAFT

BULLE

LOT 10

HANZYL BONSMARAS

GZV 230185 HH(c)
2023-12-01
SP

Ouerskap	Vaar	Moer
DNS ✔		
Genomies		

- GZV 190176
  - JRB 150097
    - JRB 100062
    - BBN 100236 (OUD/KALW. 9/7, GEM. SI/KALW. 94/6)
  - GZV 160114 (OUD/KALW. 9/7, GEM. SI/KALW. 98/6, TKP 416)
    - AG 120556
    - NPT 130038 (OUD/KALW. 11/7, GEM. SI/KALW. 105/6)
- NPT 130050 (OUD/KALW. 13/9, GEM. SI/KALW. 107/8, TKP 450)
  - JPL 090108
    - FCT 060147
    - JPL 990082 (OUD/KALW. 13/11, GEM. SI/KALW. 96/11)
  - NPT 100168 (OUD/KALW. 10/7, GEM. SI/KALW. 95/7, TKP 430)
    - NPT 070204
    - NPT 030138 (OUD/KALW. 10/8, GEM. SI/KALW. 98/7)

Geboortegemak Waarde	Speenkalf Waarde	Vrugbaarheids-waarde	Onderhouds-waarde	Koeiwaarde	Groei-waarde	Karkas-waarde
104	98	126	106	114	80	88

Kalf en Moeder			Vrugbaarheid				Na-Speen Groei			Raam			Karkas		
Geb. Dir.	Spn. Dir.	Spn. Mat.	Skr. Omtr.	Vers Vrugb.	Koei Vrugb.	Lankl.	Na-Speen	GDT	VOV	Volw. Gewig	Hoogte	Lengte	OSO	Vet	Mar
104	96	104	80	112	124	109	98	81	92	92	91	88	91	94	90

Spn. Indeks	365D Indeks	540D Indeks	GDT Indeks	VOV Indeks	Skrotum	LH
112	-	-	103	-	319	1.18

Miostatien	
Q204X	0
NT821	0
F94L	0

OPMERKINGS:

LOGIX EBV Analise: 2026-02-17

LOT 11

HANZYL BONSMARAS

GZV 230079 HH(c)
2023-10-12
SP

Ouerskap	Vaar	Moer
DNS ✔		
Genomies		

- GZV 200117
  - CCV 160079
    - AG 080249
    - CCV 110147 (OUD/KALW. 8/5, GEM. SI/KALW. 99/2)
  - GZV 160118 (OUD/KALW. 9/6, GEM. SI/KALW. 98/5, TKP 435)
    - GZV 120054
    - NPT 130010 (OUD/KALW. 5/3, GEM. SI/KALW. 106/3)
- GZV 180308 (OUD/KALW. 6/3, GEM. SI/KALW. 96/2, TKP 516)
  - GZV 140162
    - AG 100268
    - GZV 090130 (OUD/KALW. 11/9, GEM. SI/KALW. 96/9)
  - GZV 120125 (OUD/KALW. 9/8, GEM. SI/KALW. 102/8, TKP 371)
    - TOR 080086
    - GZV 050015 (OUD/KALW. 11/9, GEM. SI/KALW. 98/9)

Geboortegemak Waarde	Speenkalf Waarde	Vrugbaarheids-waarde	Onderhouds-waarde	Koeiwaarde	Groei-waarde	Karkas-waarde
83	101	99	105	96	93	96

Kalf en Moeder			Vrugbaarheid				Na-Speen Groei			Raam			Karkas		
Geb. Dir.	Spn. Dir.	Spn. Mat.	Skr. Omtr.	Vers Vrugb.	Koei Vrugb.	Lankl.	Na-Speen	GDT	VOV	Volw. Gewig	Hoogte	Lengte	OSO	Vet	Mar
78	105	99	121	99	98	106	104	103	118	93	102	107	96	99	83

Spn. Indeks	365D Indeks	540D Indeks	GDT Indeks	VOV Indeks	Skrotum	LH
93	-	-	105	-	362	1.21

Miostatien	
Q204X	0
NT821	0
F94L	0

OPMERKINGS:

LOGIX EBV Analise: 2026-02-17

LOT 12

HANZYL BONSMARAS

GZV 230026 HH(c)
2023-09-21
SP

Ouerskap	Vaar	Moer
DNS ✔		
Genomies		

- GZV 150014
  - DAJ 120124
    - GCD 050148
    - DAJ 070096 (OUD/KALW. 9/7, GEM. SI/KALW. 95/7)
  - NPT 130057 (OUD/KALW. 5/3, GEM. SI/KALW. 103/2, TKP 482)
    - SHU 070004
    - NPT 050063 (OUD/KALW. 10/8, GEM. SI/KALW. 111/5)
- GZV 150035 (OUD/KALW. 10/6, GEM. SI/KALW. 114/6, TKP 444)
  - GZV 120010
    - GZV 090138
    - AG 090304 (OUD/KALW. 10/7, GEM. SI/KALW. 93/7)
  - GZV 130221 (OUD/KALW. 4/3, GEM. SI/KALW. 111/2, TKP 394)
    - GZV 100302
    - GZV 060318 (OUD/KALW. 11/9, GEM. SI/KALW. 98/9)

Geboortegemak Waarde	Speenkalf Waarde	Vrugbaarheids-waarde	Onderhouds-waarde	Koeiwaarde	Groei-waarde	Karkas-waarde
100	126	59	94	103	103	114

Kalf en Moeder			Vrugbaarheid				Na-Speen Groei			Raam			Karkas		
Geb. Dir.	Spn. Dir.	Spn. Mat.	Skr. Omtr.	Vers Vrugb.	Koei Vrugb.	Lankl.	Na-Speen	GDT	VOV	Volw. Gewig	Hoogte	Lengte	OSO	Vet	Mar
99	113	125	131	62	69	102	108	104	106	104	102	111	104	108	112

Spn. Indeks	365D Indeks	540D Indeks	GDT Indeks	VOV Indeks	Skrotum	LH
116	-	-	102	-	378	1.19

Miostatien	
Q204X	0
NT821	0
F94L	0

OPMERKINGS:

LOGIX EBV Analise: 2026-02-17

DRAFT

BULLS

LOT 13 — HANZYL BONSMARAS

GZV 230106
2023-10-20
SP

Parentage	Sire	Dam
DNA	✔	
Genomic		

- GZV 180047
  - LAR 140173 HH(c)
    - LAR 120033 HH(c)
    - LAR 100159 — AGE/CALV. 15/11 — AVG. WI/CALV. 105/11
  - LAR 130176 — AGE/CALV. 8/4 — AVG. WI/CALV. 101/4 — ICP 610
    - AG 070457
    - LAR 110008 — AGE/CALV. 13/10 — AVG. WI/CALV. 105/10
- GZV 160056 — AGE/CALV. 8/4 — AVG. WI/CALV. 95/3 — ICP 593
  - GZV 140154
    - AG 080210
    - GZV 080200 — AGE/CALV. 12/10 — AVG. WI/CALV. 102/10
  - GZV 140168 — AGE/CALV. 4/1 — AVG. WI/CALV. 100/1 — ICP -
    - AG 100268
    - PHR 090009 — AGE/CALV. 12/9 — AVG. WI/CALV. 104/8

Calving Ease Value	Weaner Calf Value	Fertility Value	Maintenance Value	Cow Value	Growth Value	Carcass Value
127	109	86	114	106	106	99

Calf and Mother			Fertility				Post-Wean Growth			Frame			Carcass		
Birth Dir.	Wean Dir.	Wean Mat.	Scr. Circ.	Heifer Fert.	Cow Fert.	Longev.	Post Wean	ADG	FCR	Mature Weight	Height	Length	EMA	Fat	Mar
124	102	87	94	111	73	102	102	104	107	87	78	94	114	92	97

Wean Index	365D Index	540D Index	ADG Index	FCR Index	Scrotum	LH
98	-	-	95	-	339	1.18

Myostatin	
Q204X	0
NT821	0
F94L	0

REMARKS:

LOGIX EBV Analysis: 2026-02-17

LOT 14 — HANZYL BONSMARAS

GZV 240046
2024-03-28
SP

Parentage	Sire	Dam
DNA	✔	
Genomic		

- GZV 200112
  - CCV 150105
    - AG 080231
    - CCV 130040 — AGE/CALV. 10/6 — AVG. WI/CALV. 103/5
  - GZV 170301 — AGE/CALV. 8/3 — AVG. WI/CALV. 91/3 — ICP 705
    - GZV 120054
    - GZV 100306 — AGE/CALV. 12/8 — AVG. WI/CALV. 97/8
- VV 160111 — AGE/CALV. 10/6 — AVG. WI/CALV. 98/6 — ICP 483
  - VV 130291
    - VV 100377
    - VV 090249 — AGE/CALV. 13/10 — AVG. WI/CALV. 108/10
  - VV 130094 — AGE/CALV. 3/2 — AVG. WI/CALV. 103/2 — ICP 332
    - VV 100055
    - VV 110093 — AGE/CALV. 5/3 — AVG. WI/CALV. 98/3

Calving Ease Value	Weaner Calf Value	Fertility Value	Maintenance Value	Cow Value	Growth Value	Carcass Value
111	100	101	135	103	82	83

Calf and Mother			Fertility				Post-Wean Growth			Frame			Carcass		
Birth Dir.	Wean Dir.	Wean Mat.	Scr. Circ.	Heifer Fert.	Cow Fert.	Longev.	Post Wean	ADG	FCR	Mature Weight	Height	Length	EMA	Fat	Mar
108	92	89	88	113	89	111	86	80	86	70	95	88	92	89	89

Wean Index	365D Index	540D Index	ADG Index	FCR Index	Scrotum	LH
93	-	-	92	-	328	1.20

Myostatin	
Q204X	0
NT821	Not Tested
F94L	Not Tested

REMARKS:

LOGIX EBV Analysis: 2026-02-17

LOT 15 — HANZYL BONSMARAS

GZV 230290
2023-12-25
SP

Parentage	Sire	Dam
DNA	✔	
Genomic		

- GZV 190170 HH(c)
  - JRB 150097
    - JRB 100062
    - BBN 100236 — AGE/CALV. 9/7 — AVG. WI/CALV. 94/6
  - VV 160111 — AGE/CALV. 10/6 — AVG. WI/CALV. 98/6 — ICP 483
    - VV 130291
    - VV 130094 — AGE/CALV. 3/2 — AVG. WI/CALV. 103/2
- GZV 180235 — AGE/CALV. 7/5 — AVG. WI/CALV. 106/4 — ICP 363
  - GZV 120054
    - GZV 100302
    - GZV 080227 — AGE/CALV. 9/6 — AVG. WI/CALV. 104/6
  - PHR 100165 — AGE/CALV. 11/9 — AVG. WI/CALV. 97/9 — ICP 373
    - PHR 040064
    - AYJ 010015 — AGE/CALV. 9/8 — AVG. WI/CALV. 102/6

Calving Ease Value	Weaner Calf Value	Fertility Value	Maintenance Value	Cow Value	Growth Value	Carcass Value
97	102	109	104	106	89	95

Calf and Mother			Fertility				Post-Wean Growth			Frame			Carcass		
Birth Dir.	Wean Dir.	Wean Mat.	Scr. Circ.	Heifer Fert.	Cow Fert.	Longev.	Post Wean	ADG	FCR	Mature Weight	Height	Length	EMA	Fat	Mar
96	99	109	114	106	109	106	99	88	89	94	104	103	98	82	88

Wean Index	365D Index	540D Index	ADG Index	FCR Index	Scrotum	LH
105	-	-	102	-	336	1.19

Myostatin	
Q204X	0
NT821	Not Tested
F94L	0

REMARKS:

LOGIX EBV Analysis: 2026-02-17

DRAFT

© Compiled by the South African Stud Book and Livestock Improvement Association
All Pedigree- and Performance Data has been certified as correct

BULLE

LOT 16

HANZYL BONSMARAS

GZV 230071
2023-10-07
SP

Ouerskap	Vaar	Moer
DNS ✔		
Genomies		

- WAT 200438
  - LAR 150147
    - BP 100017
    - LAR 120385 — OUD/KALW. 11/6, GEM. SI/KALW. 93/5
  - WAT 140311 — OUD/KALW. 8/5, GEM. SI/KALW. 98/5, TKP 375
    - WAT 090351
    - WAT 080207 — OUD/KALW. 12/10, GEM. SI/KALW. 98/11
- GZV 120006 — OUD/KALW. 13/11, GEM. SI/KALW. 105/11, TKP 378
  - PHR 100023
    - PHR 030036
    - PHR 070227 — OUD/KALW. 7/5, GEM. SI/KALW. 104/5
  - PHR 100118 — OUD/KALW. 11/8, GEM. SI/KALW. 108/8, TKP 377
    - PHR 040013
    - PHR 060284 — OUD/KALW. 4/2, GEM. SI/KALW. 98/1

Geboortegemak Waarde	Speenkalf Waarde	Vrugbaarheids-waarde	Onderhouds-waarde	Koeiwaarde	Groei-waarde	Karkas-waarde
100	109	97	89	108	104	113

Kalf en Moeder			Vrugbaarheid				Na-Speen Groei			Raam			Karkas		
Geb. Dir.	Spn. Dir.	Spn. Mat.	Skr. Omtr.	Vers Vrugb.	Koei Vrugb.	Lankl.	Na-Speen	GDT	VOV	Volw. Gewig	Hoogte	Lengte	OSO	Vet	Mar
105	107	112	113	104	97	96	107	106	102	110	109	107	106	105	76

Spn. Indeks	365D Indeks	540D Indeks	GDT Indeks	VOV Indeks	Skrotum	LH
109	-	-	97	-	380	1.17

Miostatien	
Q204X	0
NT821	0
F94L	0

OPMERKINGS:

LOGIX EBV Analise: 2026-02-17

LOT 17

HANZYL BONSMARAS

GZV 230152
2023-11-11
SP

Ouerskap	Vaar	Moer
DNS ✔		
Genomies		

- GZV 190176
  - JRB 150097
    - JRB 100062
    - BBN 100236 — OUD/KALW. 9/7, GEM. SI/KALW. 94/6
  - GZV 160114 — OUD/KALW. 9/7, GEM. SI/KALW. 98/6, TKP 416
    - AG 120556
    - NPT 130038 — OUD/KALW. 11/7, GEM. SI/KALW. 105/6
- GZV 150017 — OUD/KALW. 9/6, GEM. SI/KALW. 98/6, TKP 435
  - DAJ 120124
    - GCD 050148
    - DAJ 070096 — OUD/KALW. 9/7, GEM. SI/KALW. 95/7
  - NPT 130069 — OUD/KALW. 13/9, GEM. SI/KALW. 99/8, TKP 458
    - NPT 100077
    - NPT 080010 — OUD/KALW. 7/4, GEM. SI/KALW. 100/4

Geboortegemak Waarde	Speenkalf Waarde	Vrugbaarheids-waarde	Onderhouds-waarde	Koeiwaarde	Groei-waarde	Karkas-waarde
104	98	111	112	105	95	91

Kalf en Moeder			Vrugbaarheid				Na-Speen Groei			Raam			Karkas		
Geb. Dir.	Spn. Dir.	Spn. Mat.	Skr. Omtr.	Vers Vrugb.	Koei Vrugb.	Lankl.	Na-Speen	GDT	VOV	Volw. Gewig	Hoogte	Lengte	OSO	Vet	Mar
104	98	95	93	106	108	109	96	101	106	88	83	89	93	94	91

Spn. Indeks	365D Indeks	540D Indeks	GDT Indeks	VOV Indeks	Skrotum	LH
98	-	-	113	-	326	1.21

Miostatien	
Q204X	0
NT821	0
F94L	0

OPMERKINGS:

LOGIX EBV Analise: 2026-02-17

LOT 18

HANZYL BONSMARAS

GZV 230196
2023-12-10
SP

Ouerskap	Vaar	Moer
DNS ✔		
Genomies		

- GZV 190176
  - JRB 150097
    - JRB 100062
    - BBN 100236 — OUD/KALW. 9/7, GEM. SI/KALW. 94/6
  - GZV 160114 — OUD/KALW. 9/7, GEM. SI/KALW. 98/6, TKP 416
    - AG 120556
    - NPT 130038 — OUD/KALW. 11/7, GEM. SI/KALW. 105/6
- GZV 160200 — OUD/KALW. 9/5, GEM. SI/KALW. 100/4, TKP 568
  - GZV 120144
    - PHR 060062
    - GZV 030044 — OUD/KALW. 14/12, GEM. SI/KALW. 101/11
  - GZV 060354 — OUD/KALW. 16/13, GEM. SI/KALW. 98/13, TKP 388
    - GZV 020055
    - JRB 000045 — OUD/KALW. 11/10, GEM. SI/KALW. 107/10

Geboortegemak Waarde	Speenkalf Waarde	Vrugbaarheids-waarde	Onderhouds-waarde	Koeiwaarde	Groei-waarde	Karkas-waarde
99	88	99	107	90	107	95

Kalf en Moeder			Vrugbaarheid				Na-Speen Groei			Raam			Karkas		
Geb. Dir.	Spn. Dir.	Spn. Mat.	Skr. Omtr.	Vers Vrugb.	Koei Vrugb.	Lankl.	Na-Speen	GDT	VOV	Volw. Gewig	Hoogte	Lengte	OSO	Vet	Mar
104	93	96	105	99	97	107	97	113	113	92	94	92	97	98	93

Spn. Indeks	365D Indeks	540D Indeks	GDT Indeks	VOV Indeks	Skrotum	LH
95	-	-	119	-	356	1.21

Miostatien	
Q204X	0
NT821	0
F94L	0

OPMERKINGS:

LOGIX EBV Analise: 2026-02-17

DRAFT

BULLS

LOT 19 — HANZYL BONSMARAS

GZV 230125
2023-10-26
SP

Parentage	Sire	Dam
DNA	✔	
Genomic		

- GZV 190176
  - JRB 150097
    - JRB 100062
    - BBN 100236 — AGE/CALV. 9/7, AVG. WI/CALV. 94/6
  - GZV 160114 — AGE/CALV. 9/7, AVG. WI/CALV. 98/6, ICP 416
    - AG 120556
    - NPT 130038 — AGE/CALV. 11/7, AVG. WI/CALV. 105/6
- VV 160098 — AGE/CALV. 10/7, AVG. WI/CALV. 103/5, ICP 408
  - VV 130147
    - AG 090226
    - VV 050452 — AGE/CALV. 11/9, AVG. WI/CALV. 101/9
  - VV 110321 — AGE/CALV. 13/8, AVG. WI/CALV. 101/7, ICP 436
    - VV 090058
    - VV 990151 — AGE/CALV. 15/13, AVG. WI/CALV. 105/13

Calving Ease Value	Weaner Calf Value	Fertility Value	Maintenance Value	Cow Value	Growth Value	Carcass Value
107	95	110	105	102	92	94

Calf and Mother			Fertility				Post-Wean Growth			Frame			Carcass		
Birth Dir.	Wean Dir.	Wean Mat.	Scr. Circ.	Heifer Fert.	Cow Fert.	Longev.	Post Wean	ADG	FCR	Mature Weight	Height	Length	EMA	Fat	Mar
105	95	97	111	98	114	107	96	87	90	93	77	79	94	108	92

Wean Index	365D Index	540D Index	ADG Index	FCR Index	Scrotum	LH
100	-	-	100	-	365	1.14

Myostatin	
Q204X	0
NT821	0
F94L	0

REMARKS:

LOGIX EBV Analysis: 2026-02-17

LOT 20 — HANZYL BONSMARAS

GZV 230294
2023-12-27
SP

Parentage	Sire	Dam
DNA	✔	✔
Genomic		

- AG 200495
  - AG 140311
    - AG 110038
    - JMP 080335 P — AGE/CALV. 10/8, AVG. WI/CALV. 105/8
  - AG 180823 — AGE/CALV. 7/6, AVG. WI/CALV. 101/5, ICP 357
    - AG 140434
    - AG 100116 — AGE/CALV. 14/12, AVG. WI/CALV. 100/13
- GZV 190272 — AGE/CALV. 6/3, AVG. WI/CALV. 106/2, ICP 528
  - GZV 140154
    - AG 080210
    - GZV 080200 — AGE/CALV. 12/10, AVG. WI/CALV. 102/10
  - GZV 130225 — AGE/CALV. 12/10, AVG. WI/CALV. 105/9, ICP 410
    - GZV 100302
    - WCS 060060 — AGE/CALV. 7/5, AVG. WI/CALV. 103/5

Calving Ease Value	Weaner Calf Value	Fertility Value	Maintenance Value	Cow Value	Growth Value	Carcass Value
107	118	101	105	116	90	102

Calf and Mother			Fertility				Post-Wean Growth			Frame			Carcass		
Birth Dir.	Wean Dir.	Wean Mat.	Scr. Circ.	Heifer Fert.	Cow Fert.	Longev.	Post Wean	ADG	FCR	Mature Weight	Height	Length	EMA	Fat	Mar
102	113	95	101	107	95	106	106	95	98	93	99	103	112	94	98

Wean Index	365D Index	540D Index	ADG Index	FCR Index	Scrotum	LH
111	-	-	100	-	315	1.21

Myostatin	
Q204X	0
NT821	0
F94L	0

REMARKS:

LOGIX EBV Analysis: 2026-02-17

LOT 21 — HANZYL BONSMARAS

GZV 230129
2023-10-28
SP

Parentage	Sire	Dam
DNA	✔	
Genomic		

- GZV 180047
  - LAR 140173 HH(c)
    - LAR 120033 HH(c)
    - LAR 100159 — AGE/CALV. 15/11, AVG. WI/CALV. 105/11
  - LAR 130176 — AGE/CALV. 8/4, AVG. WI/CALV. 101/4, ICP 610
    - AG 070457
    - LAR 110008 — AGE/CALV. 13/10, AVG. WI/CALV. 105/10
- GZV 160270 — AGE/CALV. 8/4, AVG. WI/CALV. 109/4, ICP 653
  - LAR 100031
    - LAR 060224
    - LAR 070208 — AGE/CALV. 5/3, AVG. WI/CALV. 108/1
  - GZV 110045 — AGE/CALV. 13/10, AVG. WI/CALV. 97/10, ICP 397
    - AG 080465
    - GZV 070060 HH(c) — AGE/CALV. 15/14, AVG. WI/CALV. 100/13

Calving Ease Value	Weaner Calf Value	Fertility Value	Maintenance Value	Cow Value	Growth Value	Carcass Value
94	122	79	85	105	137	121

Calf and Mother			Fertility				Post-Wean Growth			Frame			Carcass		
Birth Dir.	Wean Dir.	Wean Mat.	Scr. Circ.	Heifer Fert.	Cow Fert.	Longev.	Post Wean	ADG	FCR	Mature Weight	Height	Length	EMA	Fat	Mar
91	122	103	94	100	68	105	125	144	140	116	120	134	138	92	103

Wean Index	365D Index	540D Index	ADG Index	FCR Index	Scrotum	LH
106	-	-	116	-	333	1.18

Myostatin	
Q204X	0
NT821	0
F94L	0

REMARKS:

LOGIX EBV Analysis: 2026-02-17

DRAFT

© Compiled by the South African Stud Book and Livestock Improvement Association
All Pedigree- and Performance Data has been certified as correct

BULLE

LOT 22

HANZYL BONSMARAS

GZV 230163
2023-11-17
SP

Ouerskap	Vaar	Moer
DNS	✔	
Genomies		

- GZV 190176
  - JRB 150097
    - JRB 100062
    - BBN 100236 (OUD/KALW. 9/7, GEM. SI/KALW. 94/6)
  - GZV 160114 (OUD/KALW. 9/7, GEM. SI/KALW. 98/6, TKP 416)
    - AG 120556
    - NPT 130038 (OUD/KALW. 11/7, GEM. SI/KALW. 105/6)
- GZV 160050 (OUD/KALW. 9/7, GEM. SI/KALW. 93/7, TKP 361)
  - AG 120556
    - AG 080409
    - AG 090586 (OUD/KALW. 7/4, GEM. SI/KALW. 98/4)
  - NPT 130002 (OUD/KALW. 12/7, GEM. SI/KALW. 103/7, TKP 491)
    - JPL 090108
    - NPT 100175 (OUD/KALW. 5/3, GEM. SI/KALW. 97/3)

Geboortegemak Waarde	Speenkalf Waarde	Vrugbaarheids-waarde	Onderhouds-waarde	Koeiwaarde	Groei-waarde	Karkas-waarde
91	91	105	106	92	87	87

Kalf en Moeder			Vrugbaarheid				Na-Speen Groei			Raam			Karkas		
Geb. Dir.	Spn. Dir.	Spn. Mat.	Skr. Omtr.	Vers Vrugb.	Koei Vrugb.	Lankl.	Na-Speen	GDT	VOV	Volw. Gewig	Hoogte	Lengte	OSO	Vet	Mar
92	101	85	101	92	107	110	96	85	92	93	81	81	92	89	88

Spn. Indeks	365D Indeks	540D Indeks	GDT Indeks	VOV Indeks	Skrotum	LH
93	-	-	93	-	352	1.16

Miostatien	
Q204X	0
NT821	0
F94L	0

OPMERKINGS:

LOGIX EBV Analise: 2026-02-17

LOT 23

HANZYL BONSMARAS

GZV 230232 HH(c)
2023-09-20
SP

Ouerskap	Vaar	Moer
DNS	✔	
Genomies	✔	

- GZV 190170 HH(c)
  - JRB 150097
    - JRB 100062
    - BBN 100236 (OUD/KALW. 9/7, GEM. SI/KALW. 94/6)
  - VV 160111 (OUD/KALW. 10/6, GEM. SI/KALW. 98/6, TKP 483)
    - VV 130291
    - VV 130094 (OUD/KALW. 3/2, GEM. SI/KALW. 103/2)
- GZV 180376 (OUD/KALW. 7/4, GEM. SI/KALW. 110/3, TKP 509)
  - AG 100268
    - MRW 040198 P
    - AG 070460 (OUD/KALW. 9/4, GEM. SI/KALW. 99/4)
  - GZV 130226 (OUD/KALW. 12/8, GEM. SI/KALW. 106/8, TKP 488)
    - GJN 080021
    - GZV 070048 (OUD/KALW. 9/7, GEM. SI/KALW. 99/7)

Geboortegemak Waarde	Speenkalf Waarde	Vrugbaarheids-waarde	Onderhouds-waarde	Koeiwaarde	Groei-waarde	Karkas-waarde
95	117	90	103	110	89	104

Kalf en Moeder			Vrugbaarheid				Na-Speen Groei			Raam			Karkas		
Geb. Dir.	Spn. Dir.	Spn. Mat.	Skr. Omtr.	Vers Vrugb.	Koei Vrugb.	Lankl.	Na-Speen	GDT	VOV	Volw. Gewig	Hoogte	Lengte	OSO	Vet	Mar
94	105	123	109	98	83	112	106	91	103	94	99	115	90	90	101

Spn. Indeks	365D Indeks	540D Indeks	GDT Indeks	VOV Indeks	Skrotum	LH
100	-	-	99	-	343	1.18

Miostatien	
Q204X	0
NT821	0
F94L	0

OPMERKINGS:

LOGIX EBV Analise: 2026-02-17

LOT 24

HANZYL BONSMARAS

GZV 230204
2023-12-14
SP

Ouerskap	Vaar	Moer
DNS	✔	
Genomies		

- GZV 150014
  - DAJ 120124
    - GCD 050148
    - DAJ 070096 (OUD/KALW. 9/7, GEM. SI/KALW. 95/7)
  - NPT 130057 (OUD/KALW. 5/3, GEM. SI/KALW. 103/2, TKP 482)
    - SHU 070004
    - NPT 050063 (OUD/KALW. 10/8, GEM. SI/KALW. 111/5)
- GZV 160096 (OUD/KALW. 9/6, GEM. SI/KALW. 95/5, TKP 447)
  - GZV 140162
    - AG 100268
    - GZV 090130 (OUD/KALW. 11/9, GEM. SI/KALW. 96/9)
  - GZV 140097 (OUD/KALW. 11/8, GEM. SI/KALW. 104/7, TKP 467)
    - AG 110401
    - GZV 110157 (OUD/KALW. 6/5, GEM. SI/KALW. 104/5)

Geboortegemak Waarde	Speenkalf Waarde	Vrugbaarheids-waarde	Onderhouds-waarde	Koeiwaarde	Groei-waarde	Karkas-waarde
113	94	80	130	90	87	86

Kalf en Moeder			Vrugbaarheid				Na-Speen Groei			Raam			Karkas		
Geb. Dir.	Spn. Dir.	Spn. Mat.	Skr. Omtr.	Vers Vrugb.	Koei Vrugb.	Lankl.	Na-Speen	GDT	VOV	Volw. Gewig	Hoogte	Lengte	OSO	Vet	Mar
113	84	102	107	79	90	101	86	89	94	74	88	83	88	111	104

Spn. Indeks	365D Indeks	540D Indeks	GDT Indeks	VOV Indeks	Skrotum	LH
95	-	-	105	-	345	1.17

Miostatien	
Q204X	0
NT821	0
F94L	0

OPMERKINGS:

LOGIX EBV Analise: 2026-02-17

DRAFT

© Compiled by the South African Stud Book and Livestock Improvement Association
All Pedigree- and Performance Data has been certified as correct

BULLS

LOT 25 — HANZYL BONSMARAS

GZV 240024
2024-03-13
SP

Parentage	Sire	Dam
DNA	✔	
Genomic		

- GZV 200112
  - CCV 150105
    - AG 080231
    - CCV 130040 — AGE/CALV. 10/6 — AVG. WI/CALV. 103/5
  - GZV 170301 — AGE/CALV. 8/3 — AVG. WI/CALV. 91/3 — ICP 705
    - GZV 120054
    - GZV 100306 — AGE/CALV. 12/8 — AVG. WI/CALV. 97/8
- GZV 170160 — AGE/CALV. 8/4 — AVG. WI/CALV. 106/3 — ICP 624
  - GZV 120010
    - GZV 090138
    - AG 090304 — AGE/CALV. 10/7 — AVG. WI/CALV. 93/7
  - GZV 130240 — AGE/CALV. 12/9 — AVG. WI/CALV. 103/8 — ICP 451
    - JRP 100022
    - GZV 020001 — AGE/CALV. 16/14 — AVG. WI/CALV. 100/13

Calving Ease Value	Weaner Calf Value	Fertility Value	Maintenance Value	Cow Value	Growth Value	Carcass Value
100	103	73	106	87	86	92

Calf and Mother			Fertility				Post-Wean Growth			Frame			Carcass		
Birth Dir.	Wean Dir.	Wean Mat.	Scr. Circ.	Heifer Fert.	Cow Fert.	Longev.	Post Wean	ADG	FCR	Mature Weight	Height	Length	EMA	Fat	Mar
98	104	91	95	78	71	110	98	83	84	93	95	93	106	87	101

Wean Index	365D Index	540D Index	ADG Index	FCR Index	Scrotum	LH
97	-	-	99	-	337	1.20

Myostatin	
Q204X	0
NT821	Not Tested
F94L	Not Tested

REMARKS:

LOGIX EBV Analysis: 2026-02-17

LOT 26 — HANZYL BONSMARAS

GZV 230119 Pp(c)
2023-10-23
B

Parentage	Sire	Dam
DNA	✔	
Genomic	✔	

- MCU 200283 Pp(c)
  - MCU 170110 PP(c)
    - MCU 130151 PP(c)
    - MCU 130033 PP(c) — AGE/CALV. 5/2 — AVG. WI/CALV. 101/2
  - MCU 100017 — AGE/CALV. 12/10 — AVG. WI/CALV. 100/10 — ICP 369
    - CEF 050355
    - MCU 040064 P — AGE/CALV. 19/15 — AVG. WI/CALV. 104/16
- GZV 150406 — AGE/CALV. 10/7 — AVG. WI/CALV. 107/7 — ICP 412

Calving Ease Value	Weaner Calf Value	Fertility Value	Maintenance Value	Cow Value	Growth Value	Carcass Value
78	97	98	87	91	131	131

Calf and Mother			Fertility				Post-Wean Growth			Frame			Carcass		
Birth Dir.	Wean Dir.	Wean Mat.	Scr. Circ.	Heifer Fert.	Cow Fert.	Longev.	Post Wean	ADG	FCR	Mature Weight	Height	Length	EMA	Fat	Mar
86	115	84	81	71	115	107	117	131	112	115	125	130	116	125	118

Wean Index	365D Index	540D Index	ADG Index	FCR Index	Scrotum	LH
98	-	-	113	-	316	1.17

Myostatin	
Q204X	0
NT821	0
F94L	0

REMARKS:

LOGIX EBV Analysis: 2026-02-17

LOT 27 — HANZYL BONSMARAS

GZV 230109
2023-10-21
SP

Parentage	Sire	Dam
DNA	✔	
Genomic		

- GZV 180047
  - LAR 140173 HH(c)
    - LAR 120033 HH(c)
    - LAR 100159 — AGE/CALV. 15/11 — AVG. WI/CALV. 105/11
  - LAR 130176 — AGE/CALV. 8/4 — AVG. WI/CALV. 101/4 — ICP 610
    - AG 070457
    - LAR 110008 — AGE/CALV. 13/10 — AVG. WI/CALV. 105/10
- GZV 170272 — AGE/CALV. 8/4 — AVG. WI/CALV. 114/2 — ICP 615
  - AG 100268
    - MRW 040198 P
    - AG 070460 — AGE/CALV. 9/4 — AVG. WI/CALV. 99/4
  - GZV 100214 — AGE/CALV. 12/8 — AVG. WI/CALV. 107/7 — ICP 374
    - GZV 070161
    - AG 080166 — AGE/CALV. 17/12 — AVG. WI/CALV. 103/12

Calving Ease Value	Weaner Calf Value	Fertility Value	Maintenance Value	Cow Value	Growth Value	Carcass Value
94	123	73	83	102	128	122

Calf and Mother			Fertility				Post-Wean Growth			Frame			Carcass		
Birth Dir.	Wean Dir.	Wean Mat.	Scr. Circ.	Heifer Fert.	Cow Fert.	Longev.	Post Wean	ADG	FCR	Mature Weight	Height	Length	EMA	Fat	Mar
92	122	105	101	87	71	103	125	134	128	119	107	125	123	101	108

Wean Index	365D Index	540D Index	ADG Index	FCR Index	Scrotum	LH
108	-	-	118	-	332	1.22

Myostatin	
Q204X	0
NT821	0
F94L	0

REMARKS:

LOGIX EBV Analysis: 2026-02-17

DRAFT

© Compiled by the South African Stud Book and Livestock Improvement Association
All Pedigree- and Performance Data has been certified as correct

BULLE

LOT 28

HANZYL BONSMARAS

GZV 240049
2024-03-31
SP

Ouerskap	Vaar	Moer
DNS ✔		
Genomies		

- GZV 200112
  - CCV 150105
    - AG 080231
    - CCV 130040 (OUD/KALW. 10/6, GEM. SI/KALW. 103/5)
  - GZV 170301 (OUD/KALW. 8/3, GEM. SI/KALW. 91/3, TKP 705)
    - GZT GZV 120054
    - GZT GZV 100306 (OUD/KALW. 12/8, GEM. SI/KALW. 97/8)
- GZV 160210 (OUD/KALW. 9/5, GEM. SI/KALW. 100/5, TKP 488)
  - GZV 130244
    - GZT GZV 100302
    - GZV 060207 (OUD/KALW. 16/11, GEM. SI/KALW. 100/10)
  - GZV 120212 (OUD/KALW. 11/9, GEM. SI/KALW. 92/8, TKP 408)
    - NPT 080104
    - JJC 050022 (OUD/KALW. 9/8, GEM. SI/KALW. 103/7)

Geboortegemak Waarde	Speenkalf Waarde	Vrugbaarheids-waarde	Onderhouds-waarde	Koeiwaarde	Groei-waarde	Karkas-waarde
117	95	94	127	96	80	79

Kalf en Moeder			Vrugbaarheid				Na-Speen Groei			Raam			Karkas		
Geb. Dir.	Spn. Dir.	Spn. Mat.	Skr. Omtr.	Vers Vrugb.	Koei Vrugb.	Lankl.	Na-Speen	GDT	VOV	Volw. Gewig	Hoogte	Lengte	OSO	Vet	Mar
114	93	80	77	100	90	109	84	79	86	79	93	83	93	86	93

Spn. Indeks	365D Indeks	540D Indeks	GDT Indeks	VOV Indeks	Skrotum	LH
101	-	-	91	-	328	1.19

Miostatien	
Q204X	0
NT821	Nie Getoets
F94L	Nie Getoets

OPMERKINGS:

LOGIX EBV Analise: 2026-02-17

LOT 29

HANZYL BONSMARAS

GZV 230165
2023-11-18
SP

Ouerskap	Vaar	Moer
DNS ✔		
Genomies		

- WAT 200438
  - LAR 150147
    - BP 100017
    - LAR 120385 (OUD/KALW. 11/6, GEM. SI/KALW. 93/5)
  - WAT 140311 (OUD/KALW. 8/5, GEM. SI/KALW. 98/5, TKP 375)
    - WAT 090351
    - WAT 080207 (OUD/KALW. 12/10, GEM. SI/KALW. 98/11)
- GZV 160168 (OUD/KALW. 9/6, GEM. SI/KALW. 109/5, TKP 492)
  - AG 100268
    - MRW 040198 P
    - AG 070460 (OUD/KALW. 9/4, GEM. SI/KALW. 99/4)
  - GZV 120012 (OUD/KALW. 13/9, GEM. SI/KALW. 103/8, TKP 451)
    - GZV 090138
    - GZV 090085 (OUD/KALW. 5/2, GEM. SI/KALW. 100/2)

Geboortegemak Waarde	Speenkalf Waarde	Vrugbaarheids-waarde	Onderhouds-waarde	Koeiwaarde	Groei-waarde	Karkas-waarde
103	111	82	96	101	100	110

Kalf en Moeder			Vrugbaarheid				Na-Speen Groei			Raam			Karkas		
Geb. Dir.	Spn. Dir.	Spn. Mat.	Skr. Omtr.	Vers Vrugb.	Koei Vrugb.	Lankl.	Na-Speen	GDT	VOV	Volw. Gewig	Hoogte	Lengte	OSO	Vet	Mar
101	108	104	88	84	89	96	107	98	90	102	89	94	106	104	77

Spn. Indeks	365D Indeks	540D Indeks	GDT Indeks	VOV Indeks	Skrotum	LH
104	-	-	108	-	313	1.18

Miostatien	
Q204X	0
NT821	0
F94L	0

OPMERKINGS:

LOGIX EBV Analise: 2026-02-17

LOT 30

HANZYL BONSMARAS

GZV 230169
2023-11-20
SP

Ouerskap	Vaar	Moer
DNS ✔		
Genomies		

- GZV 190176
  - JRB 150097
    - JRB 100062
    - BBN 100236 (OUD/KALW. 9/7, GEM. SI/KALW. 94/6)
  - GZV 160114 (OUD/KALW. 9/7, GEM. SI/KALW. 98/6, TKP 416)
    - AG 120556
    - NPT 130038 (OUD/KALW. 11/7, GEM. SI/KALW. 105/6)
- GZV 140080 (OUD/KALW. 11/9, GEM. SI/KALW. 98/9, TKP 408)
  - CEF 110386
    - AG 070480
    - CEF 060120 (OUD/KALW. 11/7, GEM. SI/KALW. 102/6)
  - GZT PHR 100118 (OUD/KALW. 11/8, GEM. SI/KALW. 108/8, TKP 377)
    - PHR 040013
    - PHR 060284 (OUD/KALW. 4/2, GEM. SI/KALW. 98/1)

Geboortegemak Waarde	Speenkalf Waarde	Vrugbaarheids-waarde	Onderhouds-waarde	Koeiwaarde	Groei-waarde	Karkas-waarde
92	96	104	106	97	91	90

Kalf en Moeder			Vrugbaarheid				Na-Speen Groei			Raam			Karkas		
Geb. Dir.	Spn. Dir.	Spn. Mat.	Skr. Omtr.	Vers Vrugb.	Koei Vrugb.	Lankl.	Na-Speen	GDT	VOV	Volw. Gewig	Hoogte	Lengte	OSO	Vet	Mar
93	101	96	83	107	98	107	96	91	90	93	76	82	80	98	89

Spn. Indeks	365D Indeks	540D Indeks	GDT Indeks	VOV Indeks	Skrotum	LH
99	-	-	101	-	311	1.20

Miostatien	
Q204X	0
NT821	0
F94L	0

OPMERKINGS:

LOGIX EBV Analise: 2026-02-17

DRAFT

© Compiled by the South African Stud Book and Livestock Improvement Association
All Pedigree- and Performance Data has been certified as correct

BULLS

LOT 31 — HANZYL BONSMARAS

WAT 200438
2020-11-09
SP

Parentage	Sire	Dam
DNA	✔	✔
Genomic		

- LAR 150147
  - BP 100017
    - WCS 060011
    - BP 070007 — AGE/CALV. 11/7, AVG. WI/CALV. 104/6
  - LAR 120385 — AGE/CALV. 11/6, AVG. WI/CALV. 93/5, ICP 442
    - LAR 100003
    - LAR 070388 — AGE/CALV. 16/13, AVG. WI/CALV. 101/13
- WAT 140311 — AGE/CALV. 8/5, AVG. WI/CALV. 98/5, ICP 375
  - WAT 090351
    - BG 060002
    - WAT 050010 — AGE/CALV. 12/9, AVG. WI/CALV. 110/8
  - WAT 080207 — AGE/CALV. 12/10, AVG. WI/CALV. 98/11, ICP 391
    - FCT 990022
    - WAT 020071 — AGE/CALV. 13/8, AVG. WI/CALV. 97/8

Calving Ease Value	Weaner Calf Value	Fertility Value	Maintenance Value	Cow Value	Growth Value	Carcass Value
94	107	74	95	91	97	107

Calf and Mother			Fertility				Post-Wean Growth			Frame			Carcass		
Birth Dir.	Wean Dir.	Wean Mat.	Scr. Circ.	Heifer Fert.	Cow Fert.	Longev.	Post Wean	ADG	FCR	Mature Weight	Height	Length	EMA	Fat	Mar
95	108	105	99	75	87	86	103	95	95	104	99	98	107	102	53

Wean Index	365D Index	540D Index	ADG Index	FCR Index	Scrotum	LH
99	-	-	106	-	326	1.19

Myostatin	
Q204X	0
NT821	0
F94L	Not Tested

REMARKS:

LOGIX EBV Analysis: 2026-02-17

LOT 32 — HANZYL BONSMARAS

GZV 200112
2020-11-14
SP

Parentage	Sire	Dam
DNA	✔	
Genomic		

- CCV 150105
  - AG 080231
    - AG 020251
    - AG 990331 — AGE/CALV. 14/12, AVG. WI/CALV. 95/11
  - CCV 130040 — AGE/CALV. 10/6, AVG. WI/CALV. 103/5, ICP 565
    - LAR 050186
    - CCV 050020 — AGE/CALV. 12/8, AVG. WI/CALV. 101/8
- GZV 170301 — AGE/CALV. 8/3, AVG. WI/CALV. 91/3, ICP 705
  - GZV 120054
    - GZV 100302
    - GZV 080227 — AGE/CALV. 9/6, AVG. WI/CALV. 104/6
  - GZV 100306 — AGE/CALV. 12/8, AVG. WI/CALV. 97/8, ICP 407
    - VV 050036
    - GZV 050102 — AGE/CALV. 11/9, AVG. WI/CALV. 95/9

Calving Ease Value	Weaner Calf Value	Fertility Value	Maintenance Value	Cow Value	Growth Value	Carcass Value
116	93	92	128	92	81	81

Calf and Mother			Fertility				Post-Wean Growth			Frame			Carcass		
Birth Dir.	Wean Dir.	Wean Mat.	Scr. Circ.	Heifer Fert.	Cow Fert.	Longev.	Post Wean	ADG	FCR	Mature Weight	Height	Length	EMA	Fat	Mar
113	95	70	68	99	83	115	84	75	74	78	87	79	95	83	92

Wean Index	365D Index	540D Index	ADG Index	FCR Index	Scrotum	LH
104	-	-	114	-	319	1.19

Myostatin	
Q204X	0
NT821	0
F94L	0

REMARKS:

LOGIX EBV Analysis: 2026-02-17

LOT 33 — HANZYL BONSMARAS

NPT 200036
2020-04-12
SP

Parentage	Sire	Dam
DNA	✔	
Genomic		

- JOY 120020
  - LAR 040377
    - LAR 020101
    - LAR 000167 — AGE/CALV. 10/8, AVG. WI/CALV. 105/7
  - JOY 050126 — AGE/CALV. 12/10, AVG. WI/CALV. 98/10, ICP 364
    - GCD 020102
    - JOY 990062 — AGE/CALV. 7/2, AVG. WI/CALV. 92/2
- NPT 170008 — AGE/CALV. 9/5, AVG. WI/CALV. 98/5, ICP 452
  - NPT 130029
    - JPL 090108
    - NPT 100094 — AGE/CALV. 5/2, AVG. WI/CALV. 97/2
  - NPT 110063 — AGE/CALV. 10/8, AVG. WI/CALV. 102/6, ICP 395
    - NPT 060011
    - NPT 010213 — AGE/CALV. 12/9, AVG. WI/CALV. 107/8

Calving Ease Value	Weaner Calf Value	Fertility Value	Maintenance Value	Cow Value	Growth Value	Carcass Value
111	102	116	94	113	120	113

Calf and Mother			Fertility				Post-Wean Growth			Frame			Carcass		
Birth Dir.	Wean Dir.	Wean Mat.	Scr. Circ.	Heifer Fert.	Cow Fert.	Longev.	Post Wean	ADG	FCR	Mature Weight	Height	Length	EMA	Fat	Mar
114	101	101	99	127	98	110	105	120	104	105	104	103	103	103	116

Wean Index	365D Index	540D Index	ADG Index	FCR Index	Scrotum	LH
107	-	-	112	-	352	1.15

Myostatin	
Q204X	0
NT821	0
F94L	0

REMARKS:

LOGIX EBV Analysis: 2026-02-17

DRAFT

Bonsmara SA Cattle Breeders' Society

© Compiled by the South African Stud Book and Livestock Improvement Association
All Pedigree- and Performance Data has been certified as correct

Dier Info				Actual Values					Expected Breeding Values											Indices			Dam		
LOT	Animal ID	Sex	SEC	Birth Wt (kg)	205d Wt (kg)	CCB *Ratio*	Length Height *Ratio*	Scr. Circ. *(mm)*	Birth Dir (kg)	Birth Mat (kg)	Wean Dir (kg)	Wean Mat (kg)	Post Wean (kg)	Mature Weight. (kg)	ADG (g/d)	FCR (kg:kg)	Scr. Circ. (mm)	Height. (mm)	Length (mm)	Wean	ADG	Scr. Circ.	Avg. Wean Index	Nr. Calves	Repr. Index
			Breed Average						0.97	-0.29	14.8	3.6	24	22	78	-36	12.6	-3.0	13.0						
			Auction Average	31	219	6.23	1.19	342	0.70	-0.48	15.9	3.4	29	12	74	-35	12.5	-7	11	102	103	100	102	6.0	96
1	GZV 230065	M	SP	33	205	-	1.19	357	1.81	-1.24	16.1	2.3	24.9	0.6	-43	22	6.2	-31	-10	93	90	89	97	7	98
2	GZV 230279	M	SP	29	230	-	1.25	315	0.67	-0.74	14.0	4.0	27.7	4.6	67	-8	8.6	-17	8	99	102	93	99	2	102
3	GZV 230093	M	SP	27	214	-	1.22	352	-1.41	-0.81	17.6	3.4	36.9	9.5	193	-83	17.4	-6	29	101	107	108	95	7	108
4	GZV 230160	M	SP	24	223	-	1.20	367	-0.86	-1.22	12.0	3.1	22.1	-15.0	124	-66	25.2	-10	8	104	101	121	104	7	109
5	GZV 240027	M	SP	31	184	-	1.22	335	0.22	-0.20	18.8	8.6	37.4	34.4	125	-40	15.5	6	21	107	104	105	117	8	106
6	GZV 240026	M	SP	34	176	-	1.20	346	0.93	-0.43	15.4	0.4	21.7	7.8	18	-21	8.4	-5	7	100	104	93	105	7	105
7	GZV 230263	M	SP	29	233	-	1.18	359	1.08	-1.31	13.5	0.3	23.4	-10.4	62	-35	20.9	-11	4	101	98	114	98	2	90
8	GZV 230020	M	SP	37	233	-	1.18	368	0.23	0.66	14.0	8.1	30.3	2.4	98	-43	14.9	-14	7	106	105	104	103	5	104
9	GZV 230238	M	SP	30	218	-	1.16	369	-0.34	-0.74	11.5	6.4	19.9	9.1	25	-22	19.8	-4	12	101	100	112	98	4	91
10	GZV 230185	M	SP	32	246	-	1.18	319	0.59	-0.28	12.4	5.0	25.6	10.7	5	-23	.7	-10	3	112	103	80	107	9	99
11	GZV 230079	M	SP	37	210	-	1.21	362	3.26	-1.27	17.4	3.5	32.5	12.3	87	-66	25.1	-2	20	93	105	121	96	3	101
12	GZV 230026	M	SP	29	244	-	1.19	378	1.10	-0.48	21.8	11.1	35.6	27.3	95	-46	30.7	-2	23	116	102	131	114	6	93
13	GZV 230106	M	SP	22	203	-	1.18	339	-1.49	-1.34	15.7	-0.4	31.5	2.1	95	-48	9.3	-20	8	98	95	94	95	4	84
14	GZV 240046	M	SP	31	163	-	1.20	328	0.10	-0.78	10.4	0.4	13.3	-22.6	1	-13	5.6	-7	3	93	92	88	98	6	96
15	GZV 230290	M	SP	29	252	-	1.19	336	1.41	-0.52	14.0	6.3	26.7	12.7	33	-18	20.8	0	16	105	102	114	106	5	108
16	GZV 230071	M	SP	28	230	-	1.17	380	0.46	0.43	18.7	7.3	34.6	37.2	100	-40	20.2	4	20	109	97	113	105	11	115
17	GZV 230152	M	SP	31	213	-	1.21	326	0.55	-0.23	13.5	2.3	23.9	3.9	83	-46	8.6	-16	4	98	113	93	98	6	105
18	GZV 230196	M	SP	32	215	-	1.21	356	0.56	0.43	10.8	2.4	23.4	9.6	127	-58	15.8	-8	6	95	119	105	100	5	78
19	GZV 230125	M	SP	29	214	-	1.14	365	0.49	-0.70	12.1	2.6	25.0	12.0	29	-20	19.1	-21	-5	100	100	111	103	7	104
20	GZV 230294	M	SP	31	267	-	1.21	315	0.77	-1.02	21.6	2.2	34.5	11.7	58	-33	13.2	-4	16	111	100	101	106	3	86
21	GZV 230129	M	SP	32	228	-	1.18	333	1.86	-0.66	26.5	4.4	52.9	45.3	242	-101	9.3	13	43	106	116	94	109	4	67
22	GZV 230163	M	SP	35	214	-	1.16	352	1.80	-0.15	15.0	-1.0	24.0	11.5	20	-24	13.4	-18	-3	93	93	101	93	7	115
23	GZV 230232	M	SP	31	233	-	1.18	343	1.63	-0.50	17.6	10.5	33.4	12.7	44	-41	17.8	-4	27	100	99	109	110	4	87
24	GZV 230204	M	SP	29	212	-	1.17	345	-0.41	-0.32	6.2	4.2	13.6	-15.8	35	-27	16.5	-13	-2	95	105	107	95	6	96
25	GZV 240024	M	SP	33	171	-	1.20	337	1.22	-0.72	17.1	1.0	25.7	11.6	14	-11	9.7	-7	7	97	99	95	106	4	72

DRAFT

© Compiled by the South African Stud Book and Livestock Improvement Association
All Pedigree- and Performance Data has been certified as correct

Dier Info				Werklike Syfers					Verwagte Teelwaardes											Indekse			Moeder		
LOT	Dier ID	Geslag	AFD	Geb. Gewig (kg)	205d Gewig (kg)	KKG *Verh.*	Lengte Hoogte *Verh.*	Skr. Omtr. *(mm)*	Geb Dir (kg)	Geb Mat (kg)	Spn Dir (kg)	Spn Mat (kg)	Na-Spn (kg)	Volw. Gewig (kg)	GDT (g/d)	VOV (kg:kg)	Skr. Omtr. (mm)	Hoogte (mm)	Lengte (mm)	Spn.	GDT	Skr. Omtr.	Gem. Spn. Indeks	Aant. Kalw.	Repr. Indeks
		Ras Gemiddeld							0.97	-0.29	14.8	3.6	24	22	78	-36	12.6	-3.0	13.0						
		Aanbod Gemiddeld		31	219	6.23	1.19	342	0.70	-0.48	15.9	3.4	29	12	74	-35	12.5	-7	11	102	103	100	102	6.0	96
26	GZV 230119	M	B	32	214	-	1.17	316	2.48	0.99	23.1	-1.3	42.8	43.6	195	-56	1.4	17	40	98	113	81	107	7	104
27	GZV 230109	M	SP	34	235	-	1.22	332	1.78	-0.51	26.5	5.2	52.9	50.2	204	-81	13.1	2	36	108	118	101	114	4	73
28	GZV 240049	M	SP	29	172	-	1.19	328	-0.50	-0.77	10.8	-2.3	12.1	-8.9	-2	-13	-.7	-8	-2	101	91	77	100	5	90
29	GZV 230165	M	SP	29	228	-	1.18	313	0.82	-0.49	19.1	4.9	34.7	25.0	69	-20	5.6	-12	8	104	108	88	109	6	99
30	GZV 230169	M	SP	37	227	-	1.20	311	1.74	-0.14	15.2	2.3	24.0	11.4	44	-20	2.5	-22	-2	99	101	83	98	9	110
31	WAT 200438	M	SP	35	268	-	1.19	326	1.48	-0.08	18.9	5.1	30.8	27.8	59	-28	12.1	-4	12	99	106	99	98	5	101
32	GZV 200112	M	SP	28	221	-	1.19	319	-0.43	-0.77	12.0	-5.5	11.6	-10.7	-17	5	-6.1	-13	-5	104	114	68	91	3	68
33	NPT 200036	M	SP	33	225	6.23	1.15	352	-0.47	0.11	15.5	3.9	31.9	29.1	152	-43	12.3	0	16	107	112	99	98	5	93

DRAFT

© Compiled by the South African Stud Book and Livestock Improvement Association
All Pedigree- and Performance Data has been certified as correct

EXPLANATION OF CATALOGUE ABBREVIATIONS		VERDUIDELIKING VAN KATALOGUS AFKORTINGS	
Lot Number	LOT	LOT	Lot Nommer
Estimated breeding value	EBV	EBV	Beraamde teelwaarde
Parentage verification	Parentage	Ouerskap	Ouerskap verifikasie
Age in years / Number of calvings	AGE. / CALV.	OUD. / KALF.	Ouderdom in jaar / Aantal kalwings
Average Wean index / Number of calves weaned	Ave WI / CALV.	GEM SI / KALF.	Gemiddelde speen indeks / Aantal kalwers gespeen
Animal identification number	ID	ID	Dier se identifikasie nommer
Herd Book Section	SEC	AFD	Kuddeboek Afdeling
Herd Book Section: Pending Registration	PEN	PEN	Kuddeboek Afdeling: Wag vir Registrasie
Herd Book Section: Not for Registration	NFR	NFR	Kuddeboek Afdeling: Nie vir Registrasie
Herd Book Section: Foundation Generation	FO	FO	Kuddeboek Afdeling: Fondasie Generasie
Herd Book Section: Appendix A	A	A	Kuddeboek Afdeling: Aanhangsel A
Herd Book Section: Appendix B	B	B	Kuddeboek Afdeling: Aanhangsel B
Herd Book Section: Studbook Proper, a registered animal	SP	SP	Kuddeboek Afdeling: Studbook Proper, 'n geregistreerde dier
Genomically Tested	GT	GT	Genomies Getoets
Homozygous Horned (Celtic test)	HH(c)	HH(c)	Homosigoties horings (Celtic toets)
Homozygous Polled (Celtic test)	PP(c)	PP(c)	Homosigotiets Poena (Celtic toets)
Heterozygous Polled (Celtic test)	Pp(c)	Pp(c)	Heterosigoties Poena (Celtic toets)
Phenotypically Polled	P	P	Fenotipies Poena
Intercalving Period	ICP	TKP	Tussen-Kalf Periode
Birth Direct breeding value	Birth Dir.	Geb. Dir	Geboorte Direk teelwaarde
Wean Direct breeding value	Wean Dir.	Spn. Dir.	Speen Direk teelwaarde
Wean Maternal breeding value	Wean Mat.	SPn. Mat.	Speen Maternaal teelwaarde
Scrotal Circumference	Scr. Circ.	Skr. Omt.	Skrotum omtrek
Heifer Fertility	Heifer Fert.	Vers Vrugb.	Vers Vrugbaarheid
Cow Fertility	Cow Fert.	Koei Vrugb.	Koei Vrugbaarheid
Longevity	Longev.	Lankl.	Lanklewendheid
Mature Weight	Mat. Wt.	Volw. Gewig	Volwasse gewig
Average Daily Gain (g/day)	ADG	GDT	Gemiddelde Daaglikse Toename
Feed Conversion Ratio (kg:kg)	FCR	VOV	Voeromset Verhouding
Eye Muscle Area	EMA	OSO	Oogspier grootte
Backfat Thickness	Fat	Vet	Rugvet Diepte
Marbeling (intra-muscular fat)	Mar	Mar	Marmering (binne-spierse vet)
365-day weight index	365D Index	365D Indeks	365-dae gewig indeks
540-day weight index	540D Index	540D Indeks	540-dae gewig indeks
Length-Height ratio	LH	LH	Lengte-Hoogte Verhouding
Actual Birth weight	Birth Wt.	Geb. gewig	Werklike Geboorte gewig
205-day Dam-age corrected weight	205d Wt.	205d gewig	205-dag Moeder-ouderdom gekorrigeerde gewig
Cow-Calf Birth Ratio	CCG	KKG	Koei-Kalf Geboorte Verhouding
Cow-Calf Wean Ratio	CCW	KKS	Koei-Kalf Speen Verhouding
Average Weaning Index	Avg. Wean Index	Gem. Spn. Indeks	Gemiddelde speen indeks
Number of Calves	Nr. Calves	Aant. Kalw.	Aantal kalwers
Reproduction Index	Repr. Index	Repr. Indeks	Reproduksie indeks
Animal sex: M - Male, F - Female	M / F	M / V	Dier geslag: M - Manlik, V - Vroulik