AMPTELIKE VEILINGSKATALOGUS VIR / OFFICIAL AUCTION CATALOGUE FOR

B2 ALLERAS VEILING

Veilingsdatum / Auction Date:
11 February 2026

Data soos op / Data as on:
04 February 2026

BONSMARA SA

SA STAMBOEK STUD BOOK

DRAFT

SALES UNDER AUSPICES OF BONSMARA SA

Bonsmara stud breeding is subject to the stipulations of the Livestock Improvement Act and conforms to the standards of Bonsmara SA. The Society therefore has the right to implement certain controls to ensure the accuracy of information regarding Parentage, Performance and Estimated Breeding Values.

Information regarding Parentage, Performance and Estimated Breeding Values of animals, as supplied by the breeder, have been verified and compared to the official database of LOGIX BEEF. Bonsmara SA therefore, confirms the accuracy of such information.

To the knowledge of the Society these controls have been carried out accurately. However, the Society does not take any responsibility for incorrect information through printing errors or incorrect information provided by the breeder.

Animals on such sales have been visually screened by Inspectors of Bonsmara SA and comply with the Bonsmara Minimum Breed Standards as stipulated by the Society.

The Society DOES NOT have any control over:

- Immunization and health status of animals
- Pregnancy status of cows and heifers
- Suitability of a bull for breeding
- Fertility status as well as venereal diseases and
- Commercial animals

Since the above is not classified as information regarding Parentage, Performance and Estimated Breeding Values, it DOES NOT fall within the jurisdiction of the meaning "Under the Auspices of Bonsmara SA".

VEILINGS ONDER BESKERMING VAN BONSMARA SA

Bonsmara stoetteling wat onderhewig is aan die bepalings van die Veeverbeteringswet, vind plaas onder die vaandel van Bonsmara SA. Daarom behou die Genootskap hom die reg voor om kontroles volgens bepaalde prosedures uit te oefen ten opsigte van Ouerskap inligting, Prestasiedata en Beraamde Teelwaardes.

Ouerskap inligting, Prestasiedata en Beraamde Teelwaardes soos deur die teler voorsien vir die doel van hierdie katalogus, is gekontroleer en vergelyk met die amptelike databasis soos gehou deur LOGIX BEEF. Bonsmara SA bevestig dus die korrektheid van sodanige inligting.

Alhoewel die kontroles na die beste wete van die Genootskap gedoen is, kan die Genootskap egter nie verantwoordelik gehou word vir foutiewe inligting as gevolg van drukkersfoute of verkeerde inligting deur die telers verskaf nie.

Diere wat op hierdie veilings aangebied word, is onderwerp aan 'n proses van visuele inspeksie deur Keurders van Bonsmara SA en voldoen aan die Bonsmara Minimum Rasstandaarde soos bepaal deur die Genootskap.

Die Genootskap het egter GEEN beheer oor:

- Immunisering en gesondheidstatus van diere
- Dragtigheidstatus van koeie en verse
- Teelgeskiktheid van bulle
- Vrugbaarheidstatus, asook geslagsiektes en
- Kommersiële diere nie.

Aangesien bogenoemde nie val onder die bedoeling met Ouerskap inligting, Prestasiedata en Beraamde Teelwaardes nie, sorteer dit NIE onder die jurisdiksie van die bedoeling "Onder beskerming van Bonsmara SA" nie.

DRAFT

© Compiled by the South African Stud Book and Livestock Improvement Association
All Pedigree- and Performance Data has been certified as correct

ANIMAL AND PEDIGREE INFORMATION

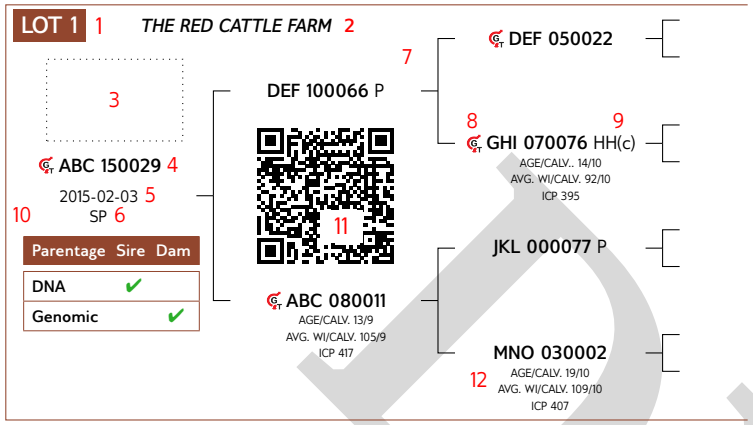

1. Lot Number
2. Owner of the animal
3. Herd's logo (if available)
4. Animal Identification Number
5. Birth date
6. Herd book section - NFR / PEN / F0 / A / B / SP
7. Four (4) generation pedigree
8. Genomic testing - it is indicated with the **GT** logo
9. Polled Status - the status will only be printed for animals that have been tested
10. Parentage Verification - a green tick (✔) indicates that the sire and/or dam has been verified via either microsatellite (DNA), or Genomic testing
11. QR Code - This code can be scanned with a smartphone or tablet. It redirects to the animal's information on **www.SABeefBulls.com** where all information for the animal is available.
12. Dam information
    - Age and Number of Calvings
    - Average Wean Index and Number of Calves Weaned
    - Intercalving Period

MYOSTATIN STATUS

The animal's status, if tested for myostatin variants, is indicated as follows:

- Not Tested
- 0 - Normal
- 1 - Heterozygous / Carrier of Double-Muscling gene
- 2 - Homozygous / Double-Muscled

LOGIX SELECTION VALUES

Calving Ease Value	Weaner Calf Value	Fertility Value	Maintenance Value	Cow Value	Growth Value	Carcass Value
109	98	111	99	101	98	103
1	2	3	4	5	6	7



5 L⚥GIX Cow Value

Selection of:

- Fertile cows,
- with low maintenance,
- that calf easily,
- and wean heavy calves relative to own weight

1 Calving Ease Value	EBVs Birth Direct & Maternal
Calf Growth Value	EBV Wean Direct
3 Fertility Value	EBVs Cow & Heifer Fertility, EBV Longevity
Milk Value	EBV Wean Maternal
4 Maintenance Value	EBVs Mature weight & Milk

2 L⚥GIX Weaner Calf Value

Selection for heavy weaners

Measurements: Weaning weight, Birth weight, and Mature weight

EBVs: Wean direct & maternal, Birth direct & maternal, Mature weight

6 L⚥GIX Growth Value

Selection for efficient growers on veld and in feedlot

Measurements: Phase C and D Growth test traits

EBVs: Weaning weight, End weight, ADG and Intake

7 L⚥GIX Carcass Value

Selection for higher meat yields on a carcass

Measurements: Phase C and D Growth test traits, RTU scanning traits

EBVs: End weight, Eye Muscle Area and Fat

HOW TO USE SELECTION VALUES

Sub-values sould also be compatible with your selection goal. Don't select only on the Cow Value

AVERAGE ANIMALS

(NO GROWTH EXTREMES)

- Selection Values 90 to 110
- Cow Value & Fertility Value average to high

A safe choice, as animals are profitble in most environments.

GROWERS

(GOOD ENVIRONMENT)

- Weaner Calf / Growth Value > 110
- Cow Value & Fertility Value average to high

Growers are heavier at birth (lower Calving Ease Value), and heavier at maturity (lower Maintenance Value).

LOW-MAINTENANCE ANIMALS

(HARSH ENVIRONMENT)

- Maintence Value > 110
- Cow Value & Fertility Value average to high

Lighter cows have a lower maintenance (higher Maintenance Value).

INTERPRETATION OF BREEDING VALUE INDICES AND SELECTION VALUES

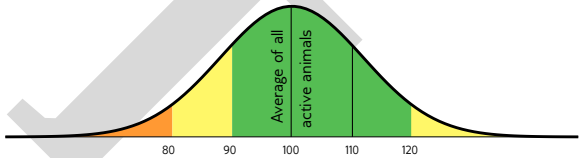

Average between 90 and 110, Acceptable between 80 and 120

DRAFT

© Compiled by the South African Stud Book and Livestock Improvement Association
All Pedigree- and Performance Data has been certified as correct

EXPLANATION OF BREEDING VALUES AND SELECTION VALUES

		Traits		Description/Measurement	Goal	General Guidelines	<80	<90	90-110	>110	>120	
Selection Values	5	**Cow Value**	CV	Combination of Calving Ease, Calf Growth, Milk, Maintenance and Fertility Values (Rand-Value)	Profitable Cow	Loss						Profit
	1	**Calving Ease Value**	CEV	Risk for calving problems (calf too heavy) vs calf too small	Average birth weight	High						Low
		Calf Growth Value	CGrV	Calf's genetic ability for pre-weaning growth	Heavy weaner calf	Light						Heavy
		Milk Value	MlkV	Cow's genetic mothering and milking ability	Enough milk for the calf	Less						More
	4	**Maintenance Value**	MntV	Maintenance requirements of cow (cow weight and milk)	Low cow maintenance	High					*	Low
	3	**Fertility Value**	FertV	Fertility and retention of cows and heifers	Fertile cows	Low						High
	2	**Weaner Calf Value**	WnCV	Combination of calf's weight and cow's milk	Heavy weaner calves	Light						Heavy
	6	**Growth Value**	GV	Efficient growth on veld and in feedlot (Rand-value)	Profitable growth	Loss						Profit
	7	**Carcass Value**	VarcV	Meat on carcass (Weight and RTU EBVs)	More meat on the carcass	Less						More
		Production Value	PV	Combination of Cow- and Growth values (Rand-value)	Profitable animals	Loss						Profit
Cow & Heifer	8	**Birth Weight Direct**	BD	Birth weight (Calf's genetic ability)	Average birth weight	Heavy						Light
		Birth Weight Maternal	BM	Birth weight (Cow's genetic ability)	Easy calving	Heavy						Light
	9	**Weaning Weight Direct**	WD	Weaning weight (Calf's genetic ability)	Heavy weaner calves	Light						Heavy
	10	**Weaning Weight Maternal**	WM	Weaning weight (Cow's genetic ability)	Good mothers	Poor						Good
	18	**Mature Cow Weight**	MW	Cow weight at weaning of first three calves	Average mature cow weight	Light				*	*	Heavy
		Cow-Calf Birth	CCB	EBV Birth Direct / EBV Mature Cow weight	Average	Low						High
		Cow-Calf Wean	CCW	EBV Wean Direct / EBV Mature Cow weight	High calf-cow ratio	Low						High
Fertility	12	**Heifer Fertility**	HF	Age at first calving	Fertile heifers	Less						More
	13	**Cow Fertility**	CF.E	First 3 inter-calving periods (ICPs)	Fertile cows	Less						More
	11	**Scrotal Circumference**	SC	Scrotal circumference as measured during the growth test	Fertile bulls	Less						More
	14	**Longevity**	LG	Retention of progeny	Acceptable progeny	Poor						Good
Growth & Frame	15	**Post-Wean Weight**	PWn	12- and 18 month weights	Good post-wean growth	Low					*	High
	16	**Average Daily Gain**	ADG	Average daily gain	Good growth	Poor						Good
	17	**Feed Conversion Ratio**	FCR	100g feed intake / g weight gain	Feed efficiency	Poor						Good
		Final Test Weight	FW	Final weight in the growth test	Heavy carcass	Light					*	Heavy
	19	**Height**	H	Shoulder height in growth test	Average height	Short						Tall
	20	**Length**	L	Length in growth test	Longer for more muscle	Short						Long
	24	**Length-Height Ratio**	LH	EBV Length / EBV Height	Longer rather than tall	<1						>1
Carcass	21	**Eye Muscle Area**	EMA	RTU measured eye muscle area	Bigger steaks	Small						Big
	22	**Fat Thickness**	Fat	RTU measured P8 backfat thickness	Carcass quality	Thin						Thick
	23	**Marbling**	Mar	RTU measured % of intra-muscular fat	Juicy meat	Low						High
		Dressing Percentage	D%	Carcass weight / Live weight	High dressing percentage	Low						High

* Determined by own selection goal

GENETIC VALUES - BUILDING BLOCKS

Calf and Mother			Fertility				Post-Wean Growth			Frame			Carcass		
Birth Dir.	Wean Dir.	Wean Mat.	Scrot. Circ.	Heifer Fert.	Cow Fert.	Longev.	Post Wean	ADG	FCR	Mature Weight	Height	Length	EMA	Fat	Mar
99	99	90	97	75	92	85	100	94	93	92	123	110	104	100	79
8	9	10	11	12	13	14	15	16	17	18	19	20	21	22	23

The Logix Selection Values are compiled of specific genetic building blocks, as indicated in the selection value descriptions on the previous page. These genetic building blocks are indicated in the catalogue by their Breeding Value Indices.

PHENOTYPIC VALUES

Wean Index	365D Index	540D Index	ADG Index	FCR Index	Scrotum	LH
109	104	105	122	117	327	1.22
			16	17	11	24

- Wean, 365D, 504D, ADG and FCR Indices - phenotypic index obtained within the animal's contemporary group
- Scrotum - adjusted scrotal circumference, in mm, as measured during the growth test
- Length-Height Ratio (LH) - the animal's length / height ratio as measured during the growth test

DRAFT

© Compiled by the South African Stud Book and Livestock Improvement Association
All Pedigree- and Performance Data has been certified as correct

BULLS

LOT 1

B2 BONSMARAS

LVP 230233 HH(c)
2023-10-05
B

Parentage	Sire	Dam
DNA	✔	
Genomic		

- **VV 150053**
  - **VV 120139** HH(c)
    - **VV 090089**
    - **VV 090475** HH(c) — AGE/CALV. 16/13, AVG. WI/CALV. 109/12
  - **VV 010020** — AGE/CALV. 15/13, AVG. WI/CALV. 93/13, ICP 386
    - **VV 990017**
    - **VV 970399** — AGE/CALV. 6/5, AVG. WI/CALV. 90/4
- **LVP 140018** — AGE/CALV. 11/3, AVG. WI/CALV. 102/3, ICP 389

Calving Ease Value	Weaner Calf Value	Fertility Value	Maintenance Value	Cow Value	Growth Value	Carcass Value
106	-	-	95	-	-	-

Calf and Mother			Fertility				Post-Wean Growth			Frame			Carcass		
Birth Dir.	Wean Dir.	Wean Mat.	Scr. Circ.	Heifer Fert.	Cow Fert.	Longev.	Post Wean	ADG	FCR	Mature Weight	Height	Length	EMA	Fat	Mar
105	85	106	100	-	-	67	90	-	-	103	96	91	-	-	-

Wean Index	365D Index	540D Index	ADG Index	FCR Index	Scrotum	LH
104	109	113	-	-	372	1.23

Myostatin	
Q204X	1
NT821	0
F94L	0

REMARKS:

LOGIX EBV Analysis: 2026-01-20

LOT 2

B2 BONSMARAS

LVP 230253 HH(c)
2023-10-08
B

Parentage	Sire	Dam
DNA	✔	
Genomic		

- **WAT 180112**
  - **WAT 160402**
    - **WAT 120072**
    - **WAT 040119** — AGE/CALV. 12/10, AVG. WI/CALV. 106/10
  - **WAT 160332** — AGE/CALV. 4/1, AVG. WI/CALV. 95/1, ICP -
    - **WAT 110153**
    - **WAT 080035** — AGE/CALV. 13/11, AVG. WI/CALV. 102/11
- **LVP 210018** — AGE/CALV. 4/1, AVG. WI/CALV. 103/1, ICP -

Calving Ease Value	Weaner Calf Value	Fertility Value	Maintenance Value	Cow Value	Growth Value	Carcass Value
107	-	-	-	-	-	-

Calf and Mother			Fertility				Post-Wean Growth			Frame			Carcass		
Birth Dir.	Wean Dir.	Wean Mat.	Scr. Circ.	Heifer Fert.	Cow Fert.	Longev.	Post Wean	ADG	FCR	Mature Weight	Height	Length	EMA	Fat	Mar
105	80	105	72	-	-	77	70	-	-	-	90	89	-	-	-

Wean Index	365D Index	540D Index	ADG Index	FCR Index	Scrotum	LH
103	94	100	-	-	342	1.24

Myostatin	
Q204X	0
NT821	0
F94L	0

REMARKS:

LOGIX EBV Analysis: 2026-01-20

LOT 3

B2 BONSMARAS

LVP 230305 Pp(c)
2023-10-14
B

Parentage	Sire	Dam
DNA	✔	
Genomic		

- **LHB 200368**
  - **JG 150838** P
    - **JG 120602**
    - **JG 120063** — AGE/CALV. 12/10, AVG. WI/CALV. 101/9
  - **LHB 140131** — AGE/CALV. 11/8, AVG. WI/CALV. 99/8, ICP 391
    - **MCU 070007** P
    - **LHB 120014** — AGE/CALV. 5/3, AVG. WI/CALV. 100/1
- **LVP 200229** — AGE/CALV. 5/2, AVG. WI/CALV. 95/1, ICP 367

Calving Ease Value	Weaner Calf Value	Fertility Value	Maintenance Value	Cow Value	Growth Value	Carcass Value
77	-	-	95	-	-	-

Calf and Mother			Fertility				Post-Wean Growth			Frame			Carcass		
Birth Dir.	Wean Dir.	Wean Mat.	Scr. Circ.	Heifer Fert.	Cow Fert.	Longev.	Post Wean	ADG	FCR	Mature Weight	Height	Length	EMA	Fat	Mar
73	88	109	78	-	-	77	81	-	-	104	100	95	-	-	-

Wean Index	365D Index	540D Index	ADG Index	FCR Index	Scrotum	LH
95	99	99	-	-	349	1.23

Myostatin	
Q204X	0
NT821	0
F94L	0

REMARKS:

LOGIX EBV Analysis: 2026-01-20

DRAFT

BULLE

LOT 4

B2 BONSMARAS

LVP 230326 HH(c)
2023-10-17
B

Ouerskap	Vaar	Moer
DNS ✔		
Genomies		

WAT 180112
- WAT 160402
  - WAT 120072
  - WAT 040119 (OUD/KALW. 12/10, GEM. SI/KALW. 106/10)
- WAT 160332 (OUD/KALW. 4/1, GEM. SI/KALW. 95/1, TKP -)
  - WAT 110153
  - WAT 080035 (OUD/KALW. 13/11, GEM. SI/KALW. 102/11)

LVP 210001 (OUD/KALW. 4/2, GEM. SI/KALW. 114/1, TKP 331)
- [illegible]
- [illegible]

Geboortegemak Waarde	Speenkalf Waarde	Vrugbaarheids-waarde	Onderhouds-waarde	Koeiwaarde	Groei-waarde	Karkas-waarde
96	-	-	-	-	-	-

Kalf en Moeder			Vrugbaarheid				Na-Speen Groei			Raam			Karkas		
Geb. Dir.	Spn. Dir.	Spn. Mat.	Skr. Omtr.	Vers Vrugb.	Koei Vrugb.	Lankl.	Na-Speen	GDT	VOV	Volw. Gewig	Hoogte	Lengte	OSO	Vet	Mar
97	92	111	148	-	-	74	83	-	-	-	98	104	-	-	-

Spn. Indeks	365D Indeks	540D Indeks	GDT Indeks	VOV Indeks	Skrotum	LH
114	111	104	-	-	458	1.24

Miostatien	
Q204X	0
NT821	0
F94L	0

OPMERKINGS:

LOGIX EBV Analise: 2026-01-20

LOT 5

B2 BONSMARAS

LVP 230329 HH(c)
2023-10-17
B

Ouerskap	Vaar	Moer
DNS ✔		
Genomies		

VV 140510
- VV 120139 HH(c)
  - VV 090089
  - VV 090475 HH(c) (OUD/KALW. 16/13, GEM. SI/KALW. 109/12)
- VV 070078 (OUD/KALW. 10/9, GEM. SI/KALW. 103/8, TKP 393)
  - VV 040323
  - BG 940026 (OUD/KALW. 14/12, GEM. SI/KALW. 101/12)

LVP 180074 (OUD/KALW. 7/2, GEM. SI/KALW. 104/2, TKP 502)
- [illegible]
- [illegible]

Geboortegemak Waarde	Speenkalf Waarde	Vrugbaarheids-waarde	Onderhouds-waarde	Koeiwaarde	Groei-waarde	Karkas-waarde
102	-	-	87	-	-	-

Kalf en Moeder			Vrugbaarheid				Na-Speen Groei			Raam			Karkas		
Geb. Dir.	Spn. Dir.	Spn. Mat.	Skr. Omtr.	Vers Vrugb.	Koei Vrugb.	Lankl.	Na-Speen	GDT	VOV	Volw. Gewig	Hoogte	Lengte	OSO	Vet	Mar
98	116	99	104	-	-	77	96	-	-	114	102	108	-	-	-

Spn. Indeks	365D Indeks	540D Indeks	GDT Indeks	VOV Indeks	Skrotum	LH
134	117	122	-	-	368	1.25

Miostatien	
Q204X	0
NT821	0
F94L	0

OPMERKINGS:

LOGIX EBV Analise: 2026-01-20

LOT 6

B2 BONSMARAS

LVP 230336 HH(c)
2023-10-18
B

Ouerskap	Vaar	Moer
DNS ✔		
Genomies		

WAT 180112
- WAT 160402
  - WAT 120072
  - WAT 040119 (OUD/KALW. 12/10, GEM. SI/KALW. 106/10)
- WAT 160332 (OUD/KALW. 4/1, GEM. SI/KALW. 95/1, TKP -)
  - WAT 110153
  - WAT 080035 (OUD/KALW. 13/11, GEM. SI/KALW. 102/11)

LVP 210017 (OUD/KALW. 4/1, GEM. SI/KALW. 109/1, TKP -)
- [illegible]
- [illegible]

Geboortegemak Waarde	Speenkalf Waarde	Vrugbaarheids-waarde	Onderhouds-waarde	Koeiwaarde	Groei-waarde	Karkas-waarde
89	-	-	-	-	-	-

Kalf en Moeder			Vrugbaarheid				Na-Speen Groei			Raam			Karkas		
Geb. Dir.	Spn. Dir.	Spn. Mat.	Skr. Omtr.	Vers Vrugb.	Koei Vrugb.	Lankl.	Na-Speen	GDT	VOV	Volw. Gewig	Hoogte	Lengte	OSO	Vet	Mar
92	89	111	84	-	-	77	83	-	-	-	106	93	-	-	-

Spn. Indeks	365D Indeks	540D Indeks	GDT Indeks	VOV Indeks	Skrotum	LH
109	111	103	-	-	359	1.17

Miostatien	
Q204X	0
NT821	0
F94L	0

OPMERKINGS:

LOGIX EBV Analise: 2026-01-20

DRAFT

BULLS

LOT 7

B2 BONSMARAS

LVP 230374 HH(c)
2023-10-26
B

Parentage	Sire	Dam
DNA ✔		
Genomic		

VV 150190
- VV 130147
  - AG 090226
  - VV 050452 AGE/CALV. 11/9 AVG. WI/CALV. 101/9
- VV 100159 AGE/CALV. 10/7 AVG. WI/CALV. 109/6 ICP 427
  - VV 070122
  - VV 040118 AGE/CALV. 7/4 AVG. WI/CALV. 104/4

LVP 180040 AGE/CALV. 7/3 AVG. WI/CALV. 101/3 ICP 395

Calving Ease Value	Weaner Calf Value	Fertility Value	Maintenance Value	Cow Value	Growth Value	Carcass Value
74	-	-	90	-	-	-

Calf and Mother			Fertility				Post-Wean Growth			Frame			Carcass		
Birth Dir.	Wean Dir.	Wean Mat.	Scr. Circ.	Heifer Fert.	Cow Fert.	Longev.	Post Wean	ADG	FCR	Mature Weight	Height	Length	EMA	Fat	Mar
78	89	112	106	-	-	78	87	-	-	109	98	100	-	-	-

Wean Index	365D Index	540D Index	ADG Index	FCR Index	Scrotum	LH
96	106	108	-	-	377	1.25

Myostatin	
Q204X	0
NT821	0
F94L	0

REMARKS:

LOGIX EBV Analysis: 2026-01-20

LOT 8

B2 BONSMARAS

LVP 230389 Pp(c)
2023-10-28
B

Parentage	Sire	Dam
DNA ✔		
Genomic		

LHB 200368
- JG 150838 P
  - JG 120602
  - JG 120063 AGE/CALV. 12/10 AVG. WI/CALV. 101/9
- LHB 140131 AGE/CALV. 11/8 AVG. WI/CALV. 99/8 ICP 391
  - MCU 070007 P
  - LHB 120014 AGE/CALV. 5/3 AVG. WI/CALV. 100/1

LVP 200239 AGE/CALV. 5/2 AVG. WI/CALV. 106/2 ICP 373

Calving Ease Value	Weaner Calf Value	Fertility Value	Maintenance Value	Cow Value	Growth Value	Carcass Value
78	-	-	100	-	-	-

Calf and Mother			Fertility				Post-Wean Growth			Frame			Carcass		
Birth Dir.	Wean Dir.	Wean Mat.	Scr. Circ.	Heifer Fert.	Cow Fert.	Longev.	Post Wean	ADG	FCR	Mature Weight	Height	Length	EMA	Fat	Mar
74	93	111	94	-	-	77	84	-	-	98	85	89	-	-	-

Wean Index	365D Index	540D Index	ADG Index	FCR Index	Scrotum	LH
104	102	105	-	-	364	1.25

Myostatin	
Q204X	1
NT821	0
F94L	0

REMARKS:

LOGIX EBV Analysis: 2026-01-20

LOT 9

B2 BONSMARAS

LVP 230392 HH(c)
2023-10-28
B

Parentage	Sire	Dam
DNA ✔		
Genomic		

WAT 140144
- WAT 120166
  - BG 090156
  - WAT 030254 AGE/CALV. 13/10 AVG. WI/CALV. 98/9
- WAT 120309 AGE/CALV. 4/1 AVG. WI/CALV. 105/1 ICP -
  - WAT 060355
  - WAT 040161 AGE/CALV. 11/8 AVG. WI/CALV. 108/7

LVP 160064 AGE/CALV. 9/3 AVG. WI/CALV. 99/2 ICP 433

Calving Ease Value	Weaner Calf Value	Fertility Value	Maintenance Value	Cow Value	Growth Value	Carcass Value
130	-	-	124	-	-	-

Calf and Mother			Fertility				Post-Wean Growth			Frame			Carcass		
Birth Dir.	Wean Dir.	Wean Mat.	Scr. Circ.	Heifer Fert.	Cow Fert.	Longev.	Post Wean	ADG	FCR	Mature Weight	Height	Length	EMA	Fat	Mar
127	71	101	94	-	-	78	65	-	-	81	63	74	-	-	-

Wean Index	365D Index	540D Index	ADG Index	FCR Index	Scrotum	LH
102	95	100	-	-	377	1.29

Myostatin	
Q204X	0
NT821	0
F94L	0

REMARKS:

LOGIX EBV Analysis: 2026-01-20

DRAFT

© Compiled by the South African Stud Book and Livestock Improvement Association
All Pedigree- and Performance Data has been certified as correct

BULLE

LOT 10

B2 BONSMARAS

LVP 230404 HH(c)
2023-10-31
B

Ouerskap	Vaar	Moer
DNS ✔		
Genomies		

VV 150190
- VV 130147
  - AG 090226
  - VV 050452 OUD/KALW. 11/9 GEM. SI/KALW. 101/9
- VV 100159 OUD/KALW. 10/7 GEM. SI/KALW. 109/6 TKP 427
  - VV 070122
  - VV 040118 OUD/KALW. 7/4 GEM. SI/KALW. 104/4

LVP 170168 OUD/KALW. 8/2 GEM. SI/KALW. 104/1 TKP 349

Geboortegemak Waarde	Speenkalf Waarde	Vrugbaarheids-waarde	Onderhouds-waarde	Koeiwaarde	Groei-waarde	Karkas-waarde
74	-	-	89	-	-	-

Kalf en Moeder			Vrugbaarheid				Na-Speen Groei			Raam			Karkas		
Geb. Dir.	Spn. Dir.	Spn. Mat.	Skr. Omtr.	Vers Vrugb.	Koei Vrugb.	Lankl.	Na-Speen	GDT	VOV	Volw. Gewig	Hoogte	Lengte	OSO	Vet	Mar
68	94	112	58	-	-	75	84	-	-	110	93	87	-	-	-

Spn. Indeks	365D Indeks	540D Indeks	GDT Indeks	VOV Indeks	Skrotum	LH
104	103	100	-	-	328	1.22

Miostatien	
Q204X	0
NT821	0
F94L	0

OPMERKINGS:

LOGIX EBV Analise: 2026-01-20

LOT 11

B2 BONSMARAS

LVP 230418 HH(c)
2023-11-02
B

Ouerskap	Vaar	Moer
DNS ✔		
Genomies		

VV 140510
- VV 120139 HH(c)
  - VV 090089
  - VV 090475 HH(c) OUD/KALW. 16/13 GEM. SI/KALW. 109/12
- VV 070078 OUD/KALW. 10/9 GEM. SI/KALW. 103/8 TKP 393
  - VV 040323
  - BG 940026 OUD/KALW. 14/12 GEM. SI/KALW. 101/12

LVP 161066 OUD/KALW. 9/1 GEM. SI/KALW. 92/1 TKP -

Geboortegemak Waarde	Speenkalf Waarde	Vrugbaarheids-waarde	Onderhouds-waarde	Koeiwaarde	Groei-waarde	Karkas-waarde
111	-	-	120	-	-	-

Kalf en Moeder			Vrugbaarheid				Na-Speen Groei			Raam			Karkas		
Geb. Dir.	Spn. Dir.	Spn. Mat.	Skr. Omtr.	Vers Vrugb.	Koei Vrugb.	Lankl.	Na-Speen	GDT	VOV	Volw. Gewig	Hoogte	Lengte	OSO	Vet	Mar
110	74	104	113	-	-	78	70	-	-	83	92	96	-	-	-

Spn. Indeks	365D Indeks	540D Indeks	GDT Indeks	VOV Indeks	Skrotum	LH
92	95	101	-	-	399	1.27

Miostatien	
Q204X	0
NT821	0
F94L	0

OPMERKINGS:

LOGIX EBV Analise: 2026-01-20

LOT 12

B2 BONSMARAS

LVP 230464 HH(c)
2023-11-11
B

Ouerskap	Vaar	Moer
DNS ✔		
Genomies		

WAT 190426
- WAT 160140
  - WAT 140477
  - WAT 130509 OUD/KALW. 8/5 GEM. SI/KALW. 107/4
- WAT 150311 OUD/KALW. 10/8 GEM. SI/KALW. 101/6 TKP 415
  - WAT 110153
  - WAT 100244 OUD/KALW. 11/10 GEM. SI/KALW. 105/9

LVP 160037 OUD/KALW. 9/2 GEM. SI/KALW. 108/1 TKP 352

Geboortegemak Waarde	Speenkalf Waarde	Vrugbaarheids-waarde	Onderhouds-waarde	Koeiwaarde	Groei-waarde	Karkas-waarde
111	-	-	105	-	-	-

Kalf en Moeder			Vrugbaarheid				Na-Speen Groei			Raam			Karkas		
Geb. Dir.	Spn. Dir.	Spn. Mat.	Skr. Omtr.	Vers Vrugb.	Koei Vrugb.	Lankl.	Na-Speen	GDT	VOV	Volw. Gewig	Hoogte	Lengte	OSO	Vet	Mar
112	79	107	114	-	-	76	71	-	-	93	93	94	-	-	-

Spn. Indeks	365D Indeks	540D Indeks	GDT Indeks	VOV Indeks	Skrotum	LH
108	99	101	-	-	407	1.24

Miostatien	
Q204X	0
NT821	0
F94L	0

OPMERKINGS:

LOGIX EBV Analise: 2026-01-20

DRAFT

BULLS

LOT 13

B2 BONSMARAS

LVP 230493 Pp(c)
2023-11-15
B

Parentage	Sire	Dam
DNA	✔	
Genomic		

LHB 200368
- JG 150838 P
  - JG 120602
  - JG 120063 (AGE/CALV. 12/10, AVG. WI/CALV. 101/9)
- LHB 140131 (AGE/CALV. 11/8, AVG. WI/CALV. 99/8, ICP 391)
  - MCU 070007 P
  - LHB 120014 (AGE/CALV. 5/3, AVG. WI/CALV. 100/1)

LVP 200181 (AGE/CALV. 5/2, AVG. WI/CALV. 108/2, ICP 387)

Calving Ease Value	Weaner Calf Value	Fertility Value	Maintenance Value	Cow Value	Growth Value	Carcass Value
117	-	-	96	-	-	-

Calf and Mother			Fertility				Post-Wean Growth			Frame			Carcass		
Birth Dir.	Wean Dir.	Wean Mat.	Scr. Circ.	Heifer Fert.	Cow Fert.	Longev.	Post Wean	ADG	FCR	Mature Weight	Height	Length	EMA	Fat	Mar
113	88	104	108	-	-	77	79	-	-	102	114	107	-	-	-

Wean Index	365D Index	540D Index	ADG Index	FCR Index	Scrotum	LH
118	110	111	-	-	384	1.20

Myostatin	
Q204X	0
NT821	0
F94L	0

REMARKS:

LOGIX EBV Analysis: 2026-01-20

LOT 14

B2 BONSMARAS

LVP 230531 HH(c)
2023-11-22
B

Parentage	Sire	Dam
DNA	✔	
Genomic		

CNB 170025
- CNB 100132
  - CNB 030048
  - CNB 030036 (AGE/CALV. 17/14, AVG. WI/CALV. 100/14)
- CNB 120048 (AGE/CALV. 8/4, AVG. WI/CALV. 99/4, ICP 417)
  - CNB 050150
  - CNB 080181 (AGE/CALV. 7/2, AVG. WI/CALV. 102/2)

LVP 110009 (AGE/CALV. 14/2, AVG. WI/CALV. 101/2, ICP 385)

Calving Ease Value	Weaner Calf Value	Fertility Value	Maintenance Value	Cow Value	Growth Value	Carcass Value
116	-	-	-	-	-	-

Calf and Mother			Fertility				Post-Wean Growth			Frame			Carcass		
Birth Dir.	Wean Dir.	Wean Mat.	Scr. Circ.	Heifer Fert.	Cow Fert.	Longev.	Post Wean	ADG	FCR	Mature Weight	Height	Length	EMA	Fat	Mar
116	71	106	86	-	-	68	72	-	-	-	89	81	-	-	-

Wean Index	365D Index	540D Index	ADG Index	FCR Index	Scrotum	LH
102	97	95	-	-	373	1.22

Myostatin	
Q204X	0
NT821	0
F94L	0

REMARKS:

LOGIX EBV Analysis: 2026-01-20

LOT 15

B2 BONSMARAS

LVP 230538 HH(c)
2023-11-23
B

Parentage	Sire	Dam
DNA	✔	
Genomic		

VV 150190
- VV 130147
  - AG 090226
  - VV 050452 (AGE/CALV. 11/9, AVG. WI/CALV. 101/9)
- VV 100159 (AGE/CALV. 10/7, AVG. WI/CALV. 109/6, ICP 427)
  - VV 070122
  - VV 040118 (AGE/CALV. 7/4, AVG. WI/CALV. 104/4)

LVP 140016 (AGE/CALV. 11/2, AVG. WI/CALV. 105/2, ICP 372)

Calving Ease Value	Weaner Calf Value	Fertility Value	Maintenance Value	Cow Value	Growth Value	Carcass Value
97	-	-	99	-	-	-

Calf and Mother			Fertility				Post-Wean Growth			Frame			Carcass		
Birth Dir.	Wean Dir.	Wean Mat.	Scr. Circ.	Heifer Fert.	Cow Fert.	Longev.	Post Wean	ADG	FCR	Mature Weight	Height	Length	EMA	Fat	Mar
101	81	112	91	-	-	67	90	-	-	99	101	91	-	-	-

Wean Index	365D Index	540D Index	ADG Index	FCR Index	Scrotum	LH
104	113	112	-	-	359	1.20

Myostatin	
Q204X	0
NT821	0
F94L	0

REMARKS:

LOGIX EBV Analysis: 2026-01-20

DRAFT

Bonsmara SA Cattle Breeders' Society

© Compiled by the South African Stud Book and Livestock Improvement Association
All Pedigree- and Performance Data has been certified as correct

Dier Info				Actual Values					Expected Breeding Values											Indices			Dam		
LOT	Animal ID	Sex	SEC	Birth Wt (kg)	205d Wt (kg)	CCB *Ratio*	Length Height *Ratio*	Scr. Circ. *(mm)*	Birth Dir (kg)	Birth Mat (kg)	Wean Dir (kg)	Wean Mat (kg)	Post Wean (kg)	Mature Weight. (kg)	ADG (g/d)	FCR (kg:kg)	Scr. Circ. (mm)	Height. (mm)	Length (mm)	Wean	ADG	Scr. Circ.	Avg. Wean Index	Nr. Calves	Repr. Index
			Breed Average						1.03	-0.33	14.8	3.6	24	22	77	-36	12.7	-3.0	13.0						
			Auction Average	36	253	-	1.23	374	1.27	-0.26	7.4	5.8	8	16	-	-	10.8	-7	7	106	-	97	103	2.0	79
1	LVP 230233	M	B	35	238	-	1.23	372	0.54	-0.53	7.0	5.4	19.1	27.0	0	0	12.7	-6	6	104	-	100	102	3	108
2	LVP 230253	M	B	32	255	-	1.24	342	0.54	-0.61	4.5	5.2	-2.1	0.0	0	0	-4	-10	3	103	-	72	103	1	-
3	LVP 230305	M	B	44	250	-	1.23	349	3.84	-0.01	8.3	6.1	7.2	27.4	0	0	-.2	-3	9	95	-	78	95	2	103
4	LVP 230326	M	B	33	281	-	1.24	458	1.37	-0.22	10.6	6.8	9.5	0.0	0	0	40.8	-5	17	114	-	148	114	2	103
5	LVP 230329	M	B	34	310	-	1.25	368	1.29	-1.23	23.3	3.3	25.5	42.5	0	0	15.1	-2	21	134	-	104	104	2	46
6	LVP 230336	M	B	35	272	-	1.17	359	1.90	0.11	9.2	6.8	9.2	0.0	0	0	3.5	2	7	109	-	84	109	1	-
7	LVP 230374	M	B	43	230	-	1.25	377	3.37	0.58	8.8	7.2	12.9	35.6	0	0	16.3	-5	13	96	-	106	101	3	107
8	LVP 230389	M	B	44	269	-	1.25	364	3.80	-0.07	11.1	7.0	10.9	18.8	0	0	9	-15	3	104	-	94	106	2	62
9	LVP 230392	M	B	28	206	-	1.29	377	-1.75	-0.87	-0.5	4.0	-6.2	-6.8	0	0	9.1	-32	-9	102	-	94	99	3	101
10	LVP 230404	M	B	47	251	-	1.22	328	4.42	0.48	11.5	7.2	9.8	36.9	0	0	-11.7	-9	2	104	-	58	104	2	65
11	LVP 230418	M	B	34	224	-	1.27	399	-0.02	-0.41	0.9	4.9	-2.1	-3.0	0	0	20.3	-9	10	92	-	113	92	1	-
12	LVP 230464	M	B	33	245	-	1.24	407	-0.20	-0.18	3.8	5.7	-2.2	11.6	0	0	20.9	-8	8	108	-	114	108	2	66
13	LVP 230493	M	B	31	287	-	1.20	384	-0.36	-1.00	8.6	4.7	7.9	24.8	0	0	17.6	8	19	118	-	108	108	2	62
14	LVP 230531	M	B	33	243	-	1.22	373	-0.65	-0.30	-0.6	5.3	-0.1	0.0	0	0	4.4	-12	-3	102	-	86	101	2	63
15	LVP 230538	M	B	37	241	-	1.20	359	0.90	0.30	4.9	7.3	17.9	20.4	0	0	7.6	-2	6	104	-	91	105	2	65

DRAFT

© Compiled by the South African Stud Book and Livestock Improvement Association
All Pedigree- and Performance Data has been certified as correct

EXPLANATION OF CATALOGUE ABBREVIATIONS		VERDUIDELIKING VAN KATALOGUS AFKORTINGS	
Lot Number	LOT	LOT	Lot Nommer
Estimated breeding value	EBV	EBV	Beraamde teelwaarde
Parentage verification	Parentage	Ouerskap	Ouerskap verifikasie
Age in years / Number of calvings	AGE. / CALV.	OUD. / KALF.	Ouderdom in jaar / Aantal kalwings
Average Wean index / Number of calves weaned	Ave WI / CALV.	GEM SI / KALF.	Gemiddelde speen indeks / Aantal kalwers gespeen
Animal identification number	ID	ID	Dier se identifikasie nommer
Herd Book Section	SEC	AFD	Kuddeboek Afdeling
Herd Book Section: Pending Registration	PEN	PEN	Kuddeboek Afdeling: Wag vir Registrasie
Herd Book Section: Not for Registration	NFR	NFR	Kuddeboek Afdeling: Nie vir Registrasie
Herd Book Section: Foundation Generation	FO	FO	Kuddeboek Afdeling: Fondasie Generasie
Herd Book Section: Appendix A	A	A	Kuddeboek Afdeling: Aanhangsel A
Herd Book Section: Appendix B	B	B	Kuddeboek Afdeling: Aanhangsel B
Herd Book Section: Studbook Proper, a registered animal	SP	SP	Kuddeboek Afdeling: Studbook Proper, 'n geregistreerde dier
Genomically Tested	GT	GT	Genomies Getoets
Homozygous Horned (Celtic test)	HH(c)	HH(c)	Homosigoties horings (Celtic toets)
Homozygous Polled (Celtic test)	PP(c)	PP(c)	Homosigotiets Poena (Celtic toets)
Heterozygous Polled (Celtic test)	Pp(c)	Pp(c)	Heterosigoties Poena (Celtic toets)
Phenotypically Polled	P	P	Fenotipies Poena
Intercalving Period	ICP	TKP	Tussen-Kalf Periode
Birth Direct breeding value	Birth Dir.	Geb. Dir	Geboorte Direk teelwaarde
Wean Direct breeding value	Wean Dir.	Spn. Dir.	Speen Direk teelwaarde
Wean Maternal breeding value	Wean Mat.	SPn. Mat.	Speen Maternaal teelwaarde
Scrotal Circumference	Scr. Circ.	Skr. Omt.	Skrotum omtrek
Heifer Fertility	Heifer Fert.	Vers Vrugb.	Vers Vrugbaarheid
Cow Fertility	Cow Fert.	Koei Vrugb.	Koei Vrugbaarheid
Longevity	Longev.	Lankl.	Lanklewendheid
Mature Weight	Mat. Wt.	Volw. Gewig	Volwasse gewig
Average Daily Gain (g/day)	ADG	GDT	Gemiddelde Daaglikse Toename
Feed Conversion Ratio (kg:kg)	FCR	VOV	Voeromset Verhouding
Eye Muscle Area	EMA	OSO	Oogspier grootte
Backfat Thickness	Fat	Vet	Rugvet Diepte
Marbeling (intra-muscular fat)	Mar	Mar	Marmering (binne-spierse vet)
365-day weight index	365D Index	365D Indeks	365-dae gewig indeks
540-day weight index	540D Index	540D Indeks	540-dae gewig indeks
Length-Height ratio	LH	LH	Lengte-Hoogte Verhouding
Actual Birth weight	Birth Wt.	Geb. gewig	Werklike Geboorte gewig
205-day Dam-age corrected weight	205d Wt.	205d gewig	205-dag Moeder-ouderdom gekorrigeerde gewig
Cow-Calf Birth Ratio	CCG	KKG	Koei-Kalf Geboorte Verhouding
Cow-Calf Wean Ratio	CCW	KKS	Koei-Kalf Speen Verhouding
Average Weaning Index	Avg. Wean Index	Gem. Spn. Indeks	Gemiddelde speen indeks
Number of Calves	Nr. Calves	Aant. Kalw.	Aantal kalwers
Reproduction Index	Repr. Index	Repr. Indeks	Reproduksie indeks
Animal sex: M - Male, F - Female	M / F	M / V	Dier geslag: M - Manlik, V - Vroulik