AMPTELIKE VEILINGSKATALOGUS VIR / OFFICIAL AUCTION CATALOGUE FOR

HOEVELD BONSMARA GROEP

Veilingsdatum / Auction Date:
02 September 2026

Data soos op / Data as on:
03 July 2026

BONSMARA SA

SA STAMBOEK STUD BOOK

DRAFT

SALES UNDER AUSPICES OF BONSMARA SA

Bonsmara stud breeding is subject to the stipulations of the Livestock Improvement Act and conforms to the standards of Bonsmara SA. The Society therefore has the right to implement certain controls to ensure the accuracy of information regarding Parentage, Performance and Estimated Breeding Values.

Information regarding Parentage, Performance and Estimated Breeding Values of animals, as supplied by the breeder, have been verified and compared to the official database of LOGIX BEEF. Bonsmara SA therefore, confirms the accuracy of such information.

To the knowledge of the Society these controls have been carried out accurately. However, the Society does not take any responsibility for incorrect information through printing errors or incorrect information provided by the breeder.

Animals on such sales have been visually screened by Inspectors of Bonsmara SA and comply with the Bonsmara Minimum Breed Standards as stipulated by the Society.

The Society DOES NOT have any control over:

- Immunization and health status of animals
- Pregnancy status of cows and heifers
- Suitability of a bull for breeding
- Fertility status as well as venereal diseases and
- Commercial animals

Since the above is not classified as information regarding Parentage, Performance and Estimated Breeding Values, it DOES NOT fall within the jurisdiction of the meaning "Under the Auspices of Bonsmara SA".

VEILINGS ONDER BESKERMING VAN BONSMARA SA

Bonsmara stoetteling wat onderhewig is aan die bepalings van die Veeverbeteringswet, vind plaas onder die vaandel van Bonsmara SA. Daarom behou die Genootskap hom die reg voor om kontroles volgens bepaalde prosedures uit te oefen ten opsigte van Ouerskap inligting, Prestasiedata en Beraamde Teelwaardes.

Ouerskap inligting, Prestasiedata en Beraamde Teelwaardes soos deur die teler voorsien vir die doel van hierdie katalogus, is gekontroleer en vergelyk met die amptelike databasis soos gehou deur LOGIX BEEF. Bonsmara SA bevestig dus die korrektheid van sodanige inligting.

Alhoewel die kontroles na die beste wete van die Genootskap gedoen is, kan die Genootskap egter nie verantwoordelik gehou word vir foutiewe inligting as gevolg van drukkersfoute of verkeerde inligting deur die telers verskaf nie.

Diere wat op hierdie veilings aangebied word, is onderwerp aan 'n proses van visuele inspeksie deur Keurders van Bonsmara SA en voldoen aan die Bonsmara Minimum Rasstandaarde soos bepaal deur die Genootskap.

Die Genootskap het egter GEEN beheer oor:

- Immunisering en gesondheidstatus van diere
- Dragtigheidstatus van koeie en verse
- Teelgeskiktheid van bulle
- Vrugbaarheidstatus, asook geslagsiektes en
- Kommersiële diere nie.

Aangesien bogenoemde nie val onder die bedoeling met Ouerskap inligting, Prestasiedata en Beraamde Teelwaardes nie, sorteer dit NIE onder die jurisdiksie van die bedoeling "Onder beskerming van Bonsmara SA" nie.

DRAFT

© Compiled by the South African Stud Book and Livestock Improvement Association
All Pedigree- and Performance Data has been certified as correct

ANIMAL AND PEDIGREE INFORMATION

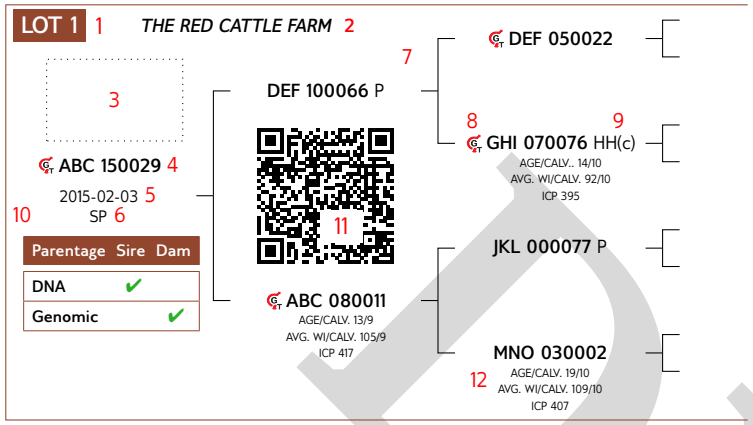

1. Lot Number
2. Owner of the animal
3. Herd's logo (if available)
4. Animal Identification Number
5. Birth date
6. Herd book section - NFR / PEN / F0 / A / B / SP
7. Four (4) generation pedigree
8. Genomic testing - it is indicated with the **GT** logo
9. Polled Status - the status will only be printed for animals that have been tested
10. Parentage Verification - a green tick (✔) indicates that the sire and/or dam has been verified via either microsatellite (DNA), or Genomic testing
11. QR Code - This code can be scanned with a smartphone or tablet. It redirects to the animal's information on **www.SABeefBulls.com** where all information for the animal is available.
12. Dam information
    - Age and Number of Calvings
    - Average Wean Index and Number of Calves Weaned
    - Intercalving Period

MYOSTATIN STATUS

The animal's status, if tested for myostatin variants, is indicated as follows:

- Not Tested
- 0 - Normal
- 1 - Heterozygous / Carrier of Double-Muscling gene
- 2 - Homozygous / Double-Muscled

LOGIX SELECTION VALUES

Calving Ease Value	Weaner Calf Value	Fertility Value	Maintenance Value	Cow Value	Growth Value	Carcass Value
109	98	111	99	101	98	103
1	2	3	4	5	6	7



5 LOGIX Cow Value

Selection of:

- Fertile cows,
- with low maintenance,
- that calf easily,
- and wean heavy calves relative to own weight

1 Calving Ease Value	EBVs Birth Direct & Maternal
Calf Growth Value	EBV Wean Direct
3 Fertility Value	EBVs Cow & Heifer Fertility, EBV Longevity
Milk Value	EBV Wean Maternal
4 Maintenance Value	EBVs Mature weight & Milk

2 LOGIX Weaner Calf Value

Selection for heavy weaners

Measurements: Weaning weight, Birth weight, and Mature weight

EBVs: Wean direct & maternal, Birth direct & maternal, Mature weight

6 LOGIX Growth Value

Selection for efficient growers on veld and in feedlot

Measurements: Phase C and D Growth test traits

EBVs: Weaning weight, End weight, ADG and Intake

7 LOGIX Carcass Value

Selection for higher meat yields on a carcass

Measurements: Phase C and D Growth test traits, RTU scanning traits

EBVs: End weight, Eye Muscle Area and Fat

HOW TO USE SELECTION VALUES

Sub-values sould also be compatible with your selection goal. Don't select only on the Cow Value

AVERAGE ANIMALS

(NO GROWTH EXTREMES)

- Selection Values 90 to 110
- Cow Value & Fertility Value average to high

A safe choice, as animals are profitble in most environments.

GROWERS

(GOOD ENVIRONMENT)

- Weaner Calf / Growth Value > 110
- Cow Value & Fertility Value average to high

Growers are heavier at birth (lower Calving Ease Value), and heavier at maturity (lower Maintenance Value).

LOW-MAINTENANCE ANIMALS

(HARSH ENVIRONMENT)

- Maintence Value > 110
- Cow Value & Fertility Value average to high

Lighter cows have a lower maintenance (higher Maintenance Value).

INTERPRETATION OF BREEDING VALUE INDICES AND SELECTION VALUES

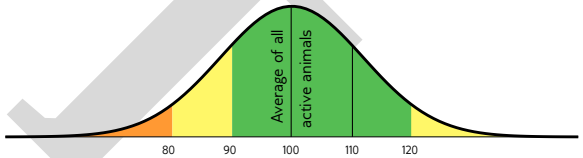

Average between 90 and 110, Acceptable between 80 and 120

DRAFT

© Compiled by the South African Stud Book and Livestock Improvement Association
All Pedigree- and Performance Data has been certified as correct

EXPLANATION OF BREEDING VALUES AND SELECTION VALUES

		Traits		Description/Measurement	Goal	General Guidelines						
							<80	<90	90-110	>110	>120	
Selection Values	5	**Cow Value**	CV	Combination of Calving Ease, Calf Growth, Milk, Maintenance and Fertility Values (Rand-Value)	Profitable Cow	Loss						Profit
	1	**Calving Ease Value**	CEV	Risk for calving problems (calf too heavy) vs calf too small	Average birth weight	High						Low
		Calf Growth Value	CGrV	Calf's genetic ability for pre-weaning growth	Heavy weaner calf	Light						Heavy
		Milk Value	MlkV	Cow's genetic mothering and milking ability	Enough milk for the calf	Less						More
	4	**Maintenance Value**	MntV	Maintenance requirements of cow (cow weight and milk)	Low cow maintenance	High					*	Low
	3	**Fertility Value**	FertV	Fertility and retention of cows and heifers	Fertile cows	Low						High
	2	**Weaner Calf Value**	WnCV	Combination of calf's weight and cow's milk	Heavy weaner calves	Light						Heavy
	6	**Growth Value**	GV	Efficient growth on veld and in feedlot (Rand-value)	Profitable growth	Loss						Profit
	7	**Carcass Value**	VarcV	Meat on carcass (Weight and RTU EBVs)	More meat on the carcass	Less						More
		Production Value	PV	Combination of Cow- and Growth values (Rand-value)	Profitable animals	Loss						Profit
Cow & Heifer	8	**Birth Weight Direct**	BD	Birth weight (Calf's genetic ability)	Average birth weight	Heavy						Light
		Birth Weight Maternal	BM	Birth weight (Cow's genetic ability)	Easy calving	Heavy						Light
	9	**Weaning Weight Direct**	WD	Weaning weight (Calf's genetic ability)	Heavy weaner calves	Light						Heavy
	10	**Weaning Weight Maternal**	WM	Weaning weight (Cow's genetic ability)	Good mothers	Poor						Good
	18	**Mature Cow Weight**	MW	Cow weight at weaning of first three calves	Average mature cow weight	Light				*	*	Heavy
		Cow-Calf Birth	CCB	EBV Birth Direct / EBV Mature Cow weight	Average	Low						High
		Cow-Calf Wean	CCW	EBV Wean Direct / EBV Mature Cow weight	High calf-cow ratio	Low						High
Fertility	12	**Heifer Fertility**	HF	Age at first calving	Fertile heifers	Less						More
	13	**Cow Fertility**	CF.E	First 3 inter-calving periods (ICPs)	Fertile cows	Less						More
	11	**Scrotal Circumference**	SC	Scrotal circumference as measured during the growth test	Fertile bulls	Less						More
	14	**Longevity**	LG	Retention of progeny	Acceptable progeny	Poor						Good
Growth & Frame	15	**Post-Wean Weight**	PWn	12- and 18 month weights	Good post-wean growth	Low					*	High
	16	**Average Daily Gain**	ADG	Average daily gain	Good growth	Poor						Good
	17	**Feed Conversion Ratio**	FCR	100g feed intake / g weight gain	Feed efficiency	Poor						Good
		Final Test Weight	FW	Final weight in the growth test	Heavy carcass	Light					*	Heavy
	19	**Height**	H	Shoulder height in growth test	Average height	Short						Tall
	20	**Length**	L	Length in growth test	Longer for more muscle	Short						Long
	24	**Length-Height Ratio**	LH	EBV Length / EBV Height	Longer rather than tall	<1						>1
Carcass	21	**Eye Muscle Area**	EMA	RTU measured eye muscle area	Bigger steaks	Small						Big
	22	**Fat Thickness**	Fat	RTU measured P8 backfat thickness	Carcass quality	Thin						Thick
	23	**Marbling**	Mar	RTU measured % of intra-muscular fat	Juicy meat	Low						High
		Dressing Percentage	D%	Carcass weight / Live weight	High dressing percentage	Low						High

* Determined by own selection goal

GENETIC VALUES - BUILDING BLOCKS

Calf and Mother			Fertility				Post-Wean Growth			Frame			Carcass		
Birth Dir.	Wean Dir.	Wean Mat.	Scrot. Circ.	Heifer Fert.	Cow Fert.	Longev.	Post Wean	ADG	FCR	Mature Weight	Height	Length	EMA	Fat	Mar
99	99	90	97	75	92	85	100	94	93	92	123	110	104	100	79
8	9	10	11	12	13	14	15	16	17	18	19	20	21	22	23

The Logix Selection Values are compiled of specific genetic building blocks, as indicated in the selection value descriptions on the previous page. These genetic building blocks are indicated in the catalogue by their Breeding Value Indices.

PHENOTYPIC VALUES

Wean Index	365D Index	540D Index	ADG Index	FCR Index	Scrotum	LH
109	104	105	122	117	327	1.22
			16	17	11	24

- Wean, 365D, 504D, ADG and FCR Indices - phenotypic index obtained within the animal's contemporary group
- Scrotum - adjusted scrotal circumference, in mm, as measured during the growth test
- Length-Height Ratio (LH) - the animal's length / height ratio as measured during the growth test

DRAFT

BULLS

LOT 1

BONRO BONSMARAS

PDR 230064 HH(c)
2023-08-17
SP

Parentage	Sire	Dam
DNA	✔	
Genomic		

AG 150758
- AG 090751
  - CEF 040431
  - AG 980250 (AGE/CALV. 15/11, AVG. WI/CALV. 106/10)
- AG 120119 (AGE/CALV. 11/9, AVG. WI/CALV. 102/9, ICP 360)
  - FCT 060109
  - AG 070429 (AGE/CALV. 16/14, AVG. WI/CALV. 102/14)

SYF 080063 (AGE/CALV. 15/12, AVG. WI/CALV. 103/12, ICP 427)
- SYF 020051
  - LAR 970229
  - SYF 970136 (AGE/CALV. 16/11, AVG. WI/CALV. 104/9)
- SYF 960040 (AGE/CALV. 17/14, AVG. WI/CALV. 107/14, ICP 398)

Calving Ease Value	Weaner Calf Value	Fertility Value	Maintenance Value	Cow Value	Growth Value	Carcass Value
104	107	119	102	118	120	109

Calf and Mother			Fertility				Post-Wean Growth			Frame			Carcass		
Birth Dir.	Wean Dir.	Wean Mat.	Scr. Circ.	Heifer Fert.	Cow Fert.	Longev.	Post Wean	ADG	FCR	Mature Weight	Height	Length	EMA	Fat	Mar
107	105	101	78	116	118	103	111	117	116	96	103	111	109	103	109

Wean Index	365D Index	540D Index	ADG Index	FCR Index	Scrotum	LH
107	-	-	127	-	338	1.20

Myostatin	
Q204X	0
NT821	0
F94L	0

REMARKS:

LOGIX EBV Analysis: 2026-06-17

LOT 2

BONRO BONSMARAS

PDR 230074 HH(c)
2023-09-14
B

Parentage	Sire	Dam
DNA	✔	✔
Genomic	✔	

AG 160090 HH(c)
- AG 130024 HH(c)
  - AG 090751
  - HJB 030230 (AGE/CALV. 14/9, AVG. WI/CALV. 99/8)
- AG 060115 (AGE/CALV. 16/12, AVG. WI/CALV. 98/11, ICP 414)
  - AG 010289
  - AG 040281 (AGE/CALV. 11/8, AVG. WI/CALV. 99/7)

PDR 170014 (AGE/CALV. 8/6, AVG. WI/CALV. 101/5, ICP 424)
- HDE 120070
  - FAM 070097
  - HDE 050073 (AGE/CALV. 9/6, AVG. WI/CALV. 102/6)
- PDR 120053 (AGE/CALV. 13/10, AVG. WI/CALV. 102/7, ICP 365)

Calving Ease Value	Weaner Calf Value	Fertility Value	Maintenance Value	Cow Value	Growth Value	Carcass Value
129	96	90	114	98	94	87

Calf and Mother			Fertility				Post-Wean Growth			Frame			Carcass		
Birth Dir.	Wean Dir.	Wean Mat.	Scr. Circ.	Heifer Fert.	Cow Fert.	Longev.	Post Wean	ADG	FCR	Mature Weight	Height	Length	EMA	Fat	Mar
125	89	92	91	72	109	94	89	98	94	86	109	97	108	66	90

Wean Index	365D Index	540D Index	ADG Index	FCR Index	Scrotum	LH
100	-	-	109	-	333	1.25

Myostatin	
Q204X	0
NT821	0
F94L	0

REMARKS:

LOGIX EBV Analysis: 2026-06-17

LOT 3

BONRO BONSMARAS

PDR 230087 HH(c)
2023-09-26
B

Parentage	Sire	Dam
DNA	✔	
Genomic	✔	

BDX 180077 HH(c)
- HLF 140010
  - ADV 070145
  - HLF 100080 (AGE/CALV. 8/5, AVG. WI/CALV. 101/4)
- BDX 140005 (AGE/CALV. 12/9, AVG. WI/CALV. 107/8, ICP 400)
  - BDX 110023
  - BDX 120001 (AGE/CALV. 4/2, AVG. WI/CALV. 111/2)

PDR 150047 (AGE/CALV. 10/8, AVG. WI/CALV. 101/7, ICP 373)

Calving Ease Value	Weaner Calf Value	Fertility Value	Maintenance Value	Cow Value	Growth Value	Carcass Value
84	90	77	96	76	110	104

Calf and Mother			Fertility				Post-Wean Growth			Frame			Carcass		
Birth Dir.	Wean Dir.	Wean Mat.	Scr. Circ.	Heifer Fert.	Cow Fert.	Longev.	Post Wean	ADG	FCR	Mature Weight	Height	Length	EMA	Fat	Mar
93	106	85	111	85	83	91	103	107	117	103	95	108	102	97	82

Wean Index	365D Index	540D Index	ADG Index	FCR Index	Scrotum	LH
99	-	-	118	-	360	1.24

Myostatin	
Q204X	1
NT821	0
F94L	0

REMARKS:

LOGIX EBV Analysis: 2026-06-17

DRAFT

BULLE

LOT 4

BONRO BONSMARAS

PDR 230105 HH(c)
2023-10-17
SP

Oerskap	Vaar	Moer
DNS	✔	✔
Genomies		

AH 190107

SYF 110311
OUD/KALW. 14/11
GEM. SI/KALW. 95/10
TKP 423

LAR 140173 HH(c)

LAR 120033 HH(c)
LAR 100159
OUD/KALW. 15/11
GEM. SI/KALW. 105/11

SYF 150134 HH(c)
OUD/KALW. 11/8
GEM. SI/KALW. 101/7
TKP 434

SYF 100072
SYF 110274
OUD/KALW. 4/3
GEM. SI/KALW. 102/1

SYF 070036

AG 020251
SYF 990070
OUD/KALW. 19/15
GEM. SI/KALW. 99/14

SYF 030104
OUD/KALW. 17/15
GEM. SI/KALW. 100/15
TKP 366

AG 960239
SYF 970161
OUD/KALW. 13/10
GEM. SI/KALW. 105/9

Geboortegemak Waarde	Speenkalf Waarde	Vrugbaarheids-waarde	Onderhouds-waarde	Koeiwaarde	Groei-waarde	Karkas-waarde
92	99	79	98	83	111	94

Kalf en Moeder			Vrugbaarheid				Na-Speen Groei			Raam			Karkas		
Geb. Dir.	Spn. Dir.	Spn. Mat.	Skr. Omtr.	Vers Vrugb.	Koei Vrugb.	Lankl.	Na-Speen	GDT	VOV	Volw. Gewig	Hoogte	Lengte	OSO	Vet	Mar
89	111	76	112	68	91	103	110	112	105	102	75	85	143	65	111

Spn. Indeks	365D Indeks	540D Indeks	GDT Indeks	VOV Indeks	Skrotum	LH
100	-	-	97	-	352	1.20

Miostatien	
Q204X	1
NT821	0
F94L	0

OPMERKINGS:

LOGIX EBV Analise: 2026-06-17

LOT 5

RJ BONSMARAS

KF 230011
2023-04-04
SP

Oerskap	Vaar	Moer
DNS	✔	✔
Genomies		

SYF 150155 HH(c)

KF 200095
OUD/KALW. 6/3
GEM. SI/KALW. 88/3
TKP 409

SYF 120090 HH(c)

ADV 070154
SYF 070114
OUD/KALW. 13/11
GEM. SI/KALW. 103/10

ADV 080229
OUD/KALW. 11/9
GEM. SI/KALW. 102/9
TKP 391

ADV 050155
ADV 040035
OUD/KALW. 11/6
GEM. SI/KALW. 96/6

BDX 140066

SYF 070042
BDX 080003
OUD/KALW. 14/11
GEM. SI/KALW. 104/10

KF 150025
OUD/KALW. 10/8
GEM. SI/KALW. 95/7
TKP 369

Geboortegemak Waarde	Speenkalf Waarde	Vrugbaarheids-waarde	Onderhouds-waarde	Koeiwaarde	Groei-waarde	Karkas-waarde
121	82	97	106	85	89	88

Kalf en Moeder			Vrugbaarheid				Na-Speen Groei			Raam			Karkas		
Geb. Dir.	Spn. Dir.	Spn. Mat.	Skr. Omtr.	Vers Vrugb.	Koei Vrugb.	Lankl.	Na-Speen	GDT	VOV	Volw. Gewig	Hoogte	Lengte	OSO	Vet	Mar
121	97	59	85	109	89	101	88	88	72	94	76	80	96	92	83

Spn. Indeks	365D Indeks	540D Indeks	GDT Indeks	VOV Indeks	Skrotum	LH
104	-	-	96	-	323	1.26

Miostatien	
Q204X	0
NT821	0
F94L	1

OPMERKINGS:

LOGIX EBV Analise: 2026-06-17

LOT 6

RJ BONSMARAS

KF 230014
2023-04-11
SP

Oerskap	Vaar	Moer
DNS	✔	✔
Genomies		

SYF 150155 HH(c)

KF 200094
OUD/KALW. 6/2
GEM. SI/KALW. 96/2
TKP 464

SYF 120090 HH(c)

ADV 070154
SYF 070114
OUD/KALW. 13/11
GEM. SI/KALW. 103/10

ADV 080229
OUD/KALW. 11/9
GEM. SI/KALW. 102/9
TKP 391

ADV 050155
ADV 040035
OUD/KALW. 11/6
GEM. SI/KALW. 96/6

BDX 140066

SYF 070042
BDX 080003
OUD/KALW. 14/11
GEM. SI/KALW. 104/10

KF 150033
OUD/KALW. 10/8
GEM. SI/KALW. 95/8
TKP 358

Geboortegemak Waarde	Speenkalf Waarde	Vrugbaarheids-waarde	Onderhouds-waarde	Koeiwaarde	Groei-waarde	Karkas-waarde
117	83	97	105	87	96	96

Kalf en Moeder			Vrugbaarheid				Na-Speen Groei			Raam			Karkas		
Geb. Dir.	Spn. Dir.	Spn. Mat.	Skr. Omtr.	Vers Vrugb.	Koei Vrugb.	Lankl.	Na-Speen	GDT	VOV	Volw. Gewig	Hoogte	Lengte	OSO	Vet	Mar
119	96	67	97	109	88	102	90	96	76	95	71	82	100	94	88

Spn. Indeks	365D Indeks	540D Indeks	GDT Indeks	VOV Indeks	Skrotum	LH
99	-	-	105	-	342	1.32

Miostatien	
Q204X	0
NT821	0
F94L	1

OPMERKINGS:

LOGIX EBV Analise: 2026-06-17

DRAFT

© Compiled by the South African Stud Book and Livestock Improvement Association
All Pedigree- and Performance Data has been certified as correct

BULLS

LOT 7

RJ BONSMARAS

KF 230025
2023-05-25
SP

Parentage	Sire	Dam
DNA	✔	✔
Genomic		

- BLN 190002
  - SYF 120090 HH(c)
    - ADV 070154
    - SYF 070114 (AGE/CALV. 13/11; AVG. WI/CALV. 103/10)
  - LAR 070306 (AGE/CALV. 15/11; AVG. WI/CALV. 101/11; ICP 385)
    - LAR 040158
    - LAR 010433 (AGE/CALV. 16/13; AVG. WI/CALV. 101/13)
- SYF 200142 (AGE/CALV. 5/3; AVG. WI/CALV. 94/2; ICP 383)
  - SYF 170273 HH(c)
    - VIL 140221
    - SYF 140011 (AGE/CALV. 12/10; AVG. WI/CALV. 99/9)
  - SYF 150259 (AGE/CALV. 10/8; AVG. WI/CALV. 96/8; ICP 373)
    - MULTIPLE SIRES
    - SYF 020021 (AGE/CALV. 14/11; AVG. WI/CALV. 96/10)

Calving Ease Value	Weaner Calf Value	Fertility Value	Maintenance Value	Cow Value	Growth Value	Carcass Value
104	103	108	105	108	85	85

Calf and Mother			Fertility				Post-Wean Growth			Frame			Carcass		
Birth Dir.	Wean Dir.	Wean Mat.	Scr. Circ.	Heifer Fert.	Cow Fert.	Longev.	Post Wean	ADG	FCR	Mature Weight	Height	Length	EMA	Fat	Mar
100	101	98	97	109	107	99	97	87	84	93	91	84	102	88	84

Wean Index	365D Index	540D Index	ADG Index	FCR Index	Scrotum	LH
99	-	-	95	-	348	1.25

Myostatin	
Q204X	1
NT821	0
F94L	0

REMARKS:

LOGIX EBV Analysis: 2026-06-17

LOT 8

RJ BONSMARAS

KF 230044
2023-06-10
B

Parentage	Sire	Dam
DNA	✔	✔
Genomic		

- SYF 180309 HH(c)
  - SYF 150097 HH(c)
    - SYF 120042
    - SYF 070104 (AGE/CALV. 14/12; AVG. WI/CALV. 98/10)
  - ADV 060030 (AGE/CALV. 18/14; AVG. WI/CALV. 97/14; ICP 370)
    - AG 980012
    - AG 970208 (AGE/CALV. 15/13; AVG. WI/CALV. 105/12)
- KF 150024 (AGE/CALV. 10/7; AVG. WI/CALV. 104/7; ICP 428)

Calving Ease Value	Weaner Calf Value	Fertility Value	Maintenance Value	Cow Value	Growth Value	Carcass Value
106	84	90	107	83	74	86

Calf and Mother			Fertility				Post-Wean Growth			Frame			Carcass		
Birth Dir.	Wean Dir.	Wean Mat.	Scr. Circ.	Heifer Fert.	Cow Fert.	Longev.	Post Wean	ADG	FCR	Mature Weight	Height	Length	EMA	Fat	Mar
103	86	99	105	90	95	94	79	82	77	91	68	80	112	87	73

Wean Index	365D Index	540D Index	ADG Index	FCR Index	Scrotum	LH
113	-	-	90	-	379	1.32

Myostatin	
Q204X	0
NT821	0
F94L	0

REMARKS:

LOGIX EBV Analysis: 2026-06-17

LOT 9

RJ BONSMARAS

KF 230051
2023-06-12
B

Parentage	Sire	Dam
DNA	✔	
Genomic		

- SYF 160101 HH(c)
  - SYF 120090 HH(c)
    - ADV 070154
    - SYF 070114 (AGE/CALV. 13/11; AVG. WI/CALV. 103/10)
  - SYF 110215 (AGE/CALV. 13/11; AVG. WI/CALV. 101/10; ICP 370)
    - ADV 060174
    - SYF 090039 (AGE/CALV. 6/3; AVG. WI/CALV. 95/3)
- KF 170263 (AGE/CALV. 8/5; AVG. WI/CALV. 99/5; ICP 362)

Calving Ease Value	Weaner Calf Value	Fertility Value	Maintenance Value	Cow Value	Growth Value	Carcass Value
100	91	99	96	94	128	122

Calf and Mother			Fertility				Post-Wean Growth			Frame			Carcass		
Birth Dir.	Wean Dir.	Wean Mat.	Scr. Circ.	Heifer Fert.	Cow Fert.	Longev.	Post Wean	ADG	FCR	Mature Weight	Height	Length	EMA	Fat	Mar
105	95	105	123	105	91	101	99	127	105	102	98	105	114	96	108

Wean Index	365D Index	540D Index	ADG Index	FCR Index	Scrotum	LH
96	-	-	128	-	380	1.30

Myostatin	
Q204X	1
NT821	0
F94L	0

REMARKS:

LOGIX EBV Analysis: 2026-06-17

DRAFT

BULLE

LOT 10

RJ BONSMARAS

KF 230056
2023-06-13
B

Ouerskap	Vaar	Moer
DNS ✔		
Genomies		

SYF 160101 HH(c)
- SYF 120090 HH(c)
  - ADV 070154
  - SYF 070114 (OUD/KALW. 13/11, GEM. SI/KALW. 103/10)
- SYF 110215 (OUD/KALW. 13/11, GEM. SI/KALW. 101/10, TKP 370)
  - ADV 060174
  - SYF 090039 (OUD/KALW. 6/3, GEM. SI/KALW. 95/3)

KF 170287 (OUD/KALW. 8/6, GEM. SI/KALW. 103/6, TKP 354)

Geboortegemak Waarde	Speenkalf Waarde	Vrugbaarheids-waarde	Onderhouds-waarde	Koeiwaarde	Groei-waarde	Karkas-waarde
95	95	100	85	96	125	125

Kalf en Moeder			Vrugbaarheid				Na-Speen Groei			Raam			Karkas		
Geb. Dir.	Spn. Dir.	Spn. Mat.	Skr. Omtr.	Vers Vrugb.	Koei Vrugb.	Lankl.	Na-Speen	GDT	VOV	Volw. Gewig	Hoogte	Lengte	OSO	Vet	Mar
102	101	108	108	108	90	102	104	121	100	116	114	114	116	96	108

Spn. Indeks	365D Indeks	540D Indeks	GDT Indeks	VOV Indeks	Skrotum	LH
106	-	-	120	-	356	1.26

Miostatien	
Q204X	0
NT821	0
F94L	0

OPMERKINGS:

LOGIX EBV Analise: 2026-06-17

LOT 11

RJ BONSMARAS

KF 230069
2023-06-21
B

Ouerskap	Vaar	Moer
DNS ✔		
Genomies		

SYF 180309 HH(c)
- SYF 150097 HH(c)
  - SYF 120042
  - SYF 070104 (OUD/KALW. 14/12, GEM. SI/KALW. 98/10)
- ADV 060030 (OUD/KALW. 18/14, GEM. SI/KALW. 97/14, TKP 370)
  - AG 980012
  - AG 970208 (OUD/KALW. 15/13, GEM. SI/KALW. 105/12)

KF 140944 (OUD/KALW. 11/8, GEM. SI/KALW. 102/8, TKP 373)

Geboortegemak Waarde	Speenkalf Waarde	Vrugbaarheids-waarde	Onderhouds-waarde	Koeiwaarde	Groei-waarde	Karkas-waarde
106	80	88	102	78	84	86

Kalf en Moeder			Vrugbaarheid				Na-Speen Groei			Raam			Karkas		
Geb. Dir.	Spn. Dir.	Spn. Mat.	Skr. Omtr.	Vers Vrugb.	Koei Vrugb.	Lankl.	Na-Speen	GDT	VOV	Volw. Gewig	Hoogte	Lengte	OSO	Vet	Mar
102	87	92	86	89	101	85	89	89	83	97	84	85	109	89	74

Spn. Indeks	365D Indeks	540D Indeks	GDT Indeks	VOV Indeks	Skrotum	LH
110	-	-	105	-	350	1.28

Miostatien	
Q204X	1
NT821	0
F94L	0

OPMERKINGS:

LOGIX EBV Analise: 2026-06-17

LOT 12

RJ BONSMARAS

KF 230074
2023-06-27
B

Ouerskap	Vaar	Moer
DNS ✔		
Genomies		

KRT 160115
- ADV 120296
  - SYF 100072
  - ADV 050030 (OUD/KALW. 15/12, GEM. SI/KALW. 105/12)
- KRT 110095 (OUD/KALW. 8/6, GEM. SI/KALW. 109/4, TKP 428)
  - SYF 080072
  - AAM 070034 (OUD/KALW. 12/11, GEM. SI/KALW. 96/9)

KF 170283 (OUD/KALW. 8/6, GEM. SI/KALW. 103/5, TKP 363)

Geboortegemak Waarde	Speenkalf Waarde	Vrugbaarheids-waarde	Onderhouds-waarde	Koeiwaarde	Groei-waarde	Karkas-waarde
103	93	90	93	92	96	102

Kalf en Moeder			Vrugbaarheid				Na-Speen Groei			Raam			Karkas		
Geb. Dir.	Spn. Dir.	Spn. Mat.	Skr. Omtr.	Vers Vrugb.	Koei Vrugb.	Lankl.	Na-Speen	GDT	VOV	Volw. Gewig	Hoogte	Lengte	OSO	Vet	Mar
106	92	113	81	97	89	96	91	91	75	105	100	98	105	90	91

Spn. Indeks	365D Indeks	540D Indeks	GDT Indeks	VOV Indeks	Skrotum	LH
99	-	-	105	-	324	1.27

Miostatien	
Q204X	1
NT821	0
F94L	0

OPMERKINGS:

LOGIX EBV Analise: 2026-06-17

DRAFT

© Compiled by the South African Stud Book and Livestock Improvement Association
All Pedigree- and Performance Data has been certified as correct

BULLS

LOT 13

RJ BONSMARAS

KF 230077
2023-06-28
B

Parentage	Sire	Dam
DNA	✔	
Genomic		

KRT 160115
- ADV 120296
  - SYF 100072
  - ADV 050030 (AGE/CALV. 15/12, AVG. WI/CALV. 105/12)
- KRT 110095 (AGE/CALV. 8/6, AVG. WI/CALV. 109/4, ICP 428)
  - SYF 080072
  - AAM 070034 (AGE/CALV. 12/11, AVG. WI/CALV. 96/9)

KF 170256 (AGE/CALV. 7/4, AVG. WI/CALV. 102/4, ICP 362)
- [illegible]
- [illegible]

Calving Ease Value	Weaner Calf Value	Fertility Value	Maintenance Value	Cow Value	Growth Value	Carcass Value
106	98	89	101	96	88	98

Calf and Mother			Fertility				Post-Wean Growth			Frame			Carcass		
Birth Dir.	Wean Dir.	Wean Mat.	Scr. Circ.	Heifer Fert.	Cow Fert.	Longev.	Post Wean	ADG	FCR	Mature Weight	Height	Length	EMA	Fat	Mar
108	95	108	89	96	89	92	90	82	69	97	85	87	104	88	88

Wean Index	365D Index	540D Index	ADG Index	FCR Index	Scrotum	LH
103	-	-	100	-	331	1.28

Myostatin	
Q204X	0
NT821	0
F94L	0

REMARKS:

LOGIX EBV Analysis: 2026-06-17

LOT 14

RJ BONSMARAS

KF 230079
2023-06-28
B

Parentage	Sire	Dam
DNA	✔	
Genomic		

BKR 180004
- SYF 150155 HH(c)
  - SYF 120090 HH(c)
  - ADV 080229 (AGE/CALV. 11/9, AVG. WI/CALV. 102/9)
- KRT 150063 (AGE/CALV. 3/1, AVG. WI/CALV. 115/1, ICP -)
  - KRT 120034
  - KRT 110014 (AGE/CALV. 7/4, AVG. WI/CALV. 101/3)

KF 160160 (AGE/CALV. 8/6, AVG. WI/CALV. 105/6, ICP 375)
- [illegible]
- [illegible]

Calving Ease Value	Weaner Calf Value	Fertility Value	Maintenance Value	Cow Value	Growth Value	Carcass Value
103	89	106	123	98	70	83

Calf and Mother			Fertility				Post-Wean Growth			Frame			Carcass		
Birth Dir.	Wean Dir.	Wean Mat.	Scr. Circ.	Heifer Fert.	Cow Fert.	Longev.	Post Wean	ADG	FCR	Mature Weight	Height	Length	EMA	Fat	Mar
105	79	118	112	115	98	97	73	72	64	80	68	77	94	75	83

Wean Index	365D Index	540D Index	ADG Index	FCR Index	Scrotum	LH
93	-	-	94	-	373	1.32

Myostatin	
Q204X	1
NT821	0
F94L	0

REMARKS:

LOGIX EBV Analysis: 2026-06-17

LOT 15

RJ BONSMARAS

KF 230111
2023-09-04
B

Parentage	Sire	Dam
DNA	✔	✔
Genomic		

SYF 160101 HH(c)
- SYF 120090 HH(c)
  - ADV 070154
  - SYF 070114 (AGE/CALV. 13/11, AVG. WI/CALV. 103/10)
- SYF 110215 (AGE/CALV. 13/11, AVG. WI/CALV. 101/10, ICP 370)
  - ADV 060174
  - SYF 090039 (AGE/CALV. 6/3, AVG. WI/CALV. 95/3)

KF 170276 (AGE/CALV. 8/6, AVG. WI/CALV. 105/6, ICP 370)
- [illegible]
- [illegible]

Calving Ease Value	Weaner Calf Value	Fertility Value	Maintenance Value	Cow Value	Growth Value	Carcass Value
99	109	98	93	108	113	118

Calf and Mother			Fertility				Post-Wean Growth			Frame			Carcass		
Birth Dir.	Wean Dir.	Wean Mat.	Scr. Circ.	Heifer Fert.	Cow Fert.	Longev.	Post Wean	ADG	FCR	Mature Weight	Height	Length	EMA	Fat	Mar
103	107	110	110	102	91	103	103	116	99	105	107	115	115	92	102

Wean Index	365D Index	540D Index	ADG Index	FCR Index	Scrotum	LH
107	-	-	103	-	341	1.31

Myostatin	
Q204X	0
NT821	0
F94L	1

REMARKS:

LOGIX EBV Analysis: 2026-06-17

DRAFT

BULLE

LOT 16

RJ BONSMARAS

KF 230125
2023-09-13
SP

Ouerskap	Vaar	Moer
DNS	✔	✔
Genomies		

SYF 180303 HH(c)
- HLF 140028
  - ADV 110007
  - SYF 050200 (OUD/KALW. 9/6, GEM. SI/KALW. 101/6)
- SYF 140069 (OUD/KALW. 6/3, GEM. SI/KALW. 100/3, TKP 416)
  - ADV 110336
  - SYF 070114 (OUD/KALW. 13/11, GEM. SI/KALW. 103/10)

SYF 150353 (OUD/KALW. 10/8, GEM. SI/KALW. 105/7, TKP 356)
- GEL 100113
  - GEL 060132
  - GEL 050008 (OUD/KALW. 7/5, GEM. SI/KALW. 105/5)
- ADV 110032 (OUD/KALW. 5/3, GEM. SI/KALW. 106/2, TKP 388)
  - SYF 080011
  - ADV 070126 (OUD/KALW. 7/6, GEM. SI/KALW. 101/5)

Geboortegemak Waarde	Speenkalf Waarde	Vrugbaarheids-waarde	Onderhouds-waarde	Koeiwaarde	Groei-waarde	Karkas-waarde
109	105	88	108	99	79	89

Kalf en Moeder			Vrugbaarheid				Na-Speen Groei			Raam			Karkas		
Geb. Dir.	Spn. Dir.	Spn. Mat.	Skr. Omtr.	Vers Vrugb.	Koei Vrugb.	Lankl.	Na-Speen	GDT	VOV	Volw. Gewig	Hoogte	Lengte	OSO	Vet	Mar
107	105	89	81	86	97	98	97	79	73	91	68	82	111	85	80

Spn. Indeks	365D Indeks	540D Indeks	GDT Indeks	VOV Indeks	Skrotum	LH
107	-	-	90	-	332	1.29

Miostatien	
Q204X	1
NT821	0
F94L	0

OPMERKINGS:

LOGIX EBV Analise: 2026-06-17

LOT 17

RJ BONSMARAS

KF 230128
2023-09-16
SP

Ouerskap	Vaar	Moer
DNS	✔	✔
Genomies		

SYF 150155 HH(c)
- SYF 120090 HH(c)
  - ADV 070154
  - SYF 070114 (OUD/KALW. 13/11, GEM. SI/KALW. 103/10)
- ADV 080229 (OUD/KALW. 11/9, GEM. SI/KALW. 102/9, TKP 391)
  - ADV 050155
  - ADV 040035 (OUD/KALW. 11/6, GEM. SI/KALW. 96/6)

SYF 180128 (OUD/KALW. 8/5, GEM. SI/KALW. 94/5, TKP 370)
- SYF 120052
  - ADV 060174
  - SYF 090147 (OUD/KALW. 12/11, GEM. SI/KALW. 106/11)
- SYF 150316 (OUD/KALW. 10/8, GEM. SI/KALW. 100/7, TKP 369)
  - ADV 110336
  - SYF 050052 (OUD/KALW. 11/9, GEM. SI/KALW. 103/9)

Geboortegemak Waarde	Speenkalf Waarde	Vrugbaarheids-waarde	Onderhouds-waarde	Koeiwaarde	Groei-waarde	Karkas-waarde
120	96	94	125	98	92	88

Kalf en Moeder			Vrugbaarheid				Na-Speen Groei			Raam			Karkas		
Geb. Dir.	Spn. Dir.	Spn. Mat.	Skr. Omtr.	Vers Vrugb.	Koei Vrugb.	Lankl.	Na-Speen	GDT	VOV	Volw. Gewig	Hoogte	Lengte	OSO	Vet	Mar
121	94	80	75	97	95	101	92	89	73	80	77	76	97	87	85

Spn. Indeks	365D Indeks	540D Indeks	GDT Indeks	VOV Indeks	Skrotum	LH
101	-	-	107	-	315	1.26

Miostatien	
Q204X	0
NT821	0
F94L	0

OPMERKINGS:

LOGIX EBV Analise: 2026-06-17

LOT 18

RJ BONSMARAS

KF 230130
2023-09-18
SP

Ouerskap	Vaar	Moer
DNS	✔	✔
Genomies		

SYF 150155 HH(c)
- SYF 120090 HH(c)
  - ADV 070154
  - SYF 070114 (OUD/KALW. 13/11, GEM. SI/KALW. 103/10)
- ADV 080229 (OUD/KALW. 11/9, GEM. SI/KALW. 102/9, TKP 391)
  - ADV 050155
  - ADV 040035 (OUD/KALW. 11/6, GEM. SI/KALW. 96/6)

SYF 150263 (OUD/KALW. 10/8, GEM. SI/KALW. 101/8, TKP 395)
- SYF 100072
  - LAR 060141
  - SYF 070209 (OUD/KALW. 13/11, GEM. SI/KALW. 101/9)
- SYF 120007 (OUD/KALW. 14/12, GEM. SI/KALW. 100/11, TKP 379)
  - ADV 060174
  - SYF 090165 (OUD/KALW. 15/11, GEM. SI/KALW. 96/10)

Geboortegemak Waarde	Speenkalf Waarde	Vrugbaarheids-waarde	Onderhouds-waarde	Koeiwaarde	Groei-waarde	Karkas-waarde
119	99	101	116	102	95	93

Kalf en Moeder			Vrugbaarheid				Na-Speen Groei			Raam			Karkas		
Geb. Dir.	Spn. Dir.	Spn. Mat.	Skr. Omtr.	Vers Vrugb.	Koei Vrugb.	Lankl.	Na-Speen	GDT	VOV	Volw. Gewig	Hoogte	Lengte	OSO	Vet	Mar
118	102	70	95	112	95	101	100	97	78	86	73	79	98	76	88

Spn. Indeks	365D Indeks	540D Indeks	GDT Indeks	VOV Indeks	Skrotum	LH
109	-	-	111	-	349	1.28

Miostatien	
Q204X	0
NT821	0
F94L	0

OPMERKINGS:

LOGIX EBV Analise: 2026-06-17

DRAFT

BULLS

LOT 19

RJ BONSMARAS

KF 230139
2023-09-19
B

Parentage	Sire	Dam
DNA	✔	
Genomic		

- SYF 180309 HH(c)
  - SYF 150097 HH(c)
    - SYF 120042
    - SYF 070104 — AGE/CALV. 14/12, AVG. WI/CALV. 98/10
  - ADV 060030 — AGE/CALV. 18/14, AVG. WI/CALV. 97/14, ICP 370
    - AG 980012
    - AG 970208 — AGE/CALV. 15/13, AVG. WI/CALV. 105/12
- KF 150037 — AGE/CALV. 10/7, AVG. WI/CALV. 105/7, ICP 392

Calving Ease Value	Weaner Calf Value	Fertility Value	Maintenance Value	Cow Value	Growth Value	Carcass Value
105	87	91	99	86	93	102

Calf and Mother			Fertility				Post-Wean Growth			Frame			Carcass		
Birth Dir.	Wean Dir.	Wean Mat.	Scr. Circ.	Heifer Fert.	Cow Fert.	Longev.	Post Wean	ADG	FCR	Mature Weight	Height	Length	EMA	Fat	Mar
103	90	102	105	89	95	98	86	94	82	99	82	93	119	93	82

Wean Index	365D Index	540D Index	ADG Index	FCR Index	Scrotum	LH
111	-	-	105	-	362	1.26

Myostatin	
Q204X	1
NT821	0
F94L	0

REMARKS:

LOGIX EBV Analysis: 2026-06-17

LOT 20

RJ BONSMARAS

KF 230153
2023-09-23
SP

Parentage	Sire	Dam
DNA	✔	
Genomic		

- SYF 150155 HH(c)
  - SYF 120090 HH(c)
    - ADV 070154
    - SYF 070114 — AGE/CALV. 13/11, AVG. WI/CALV. 103/10
  - ADV 080229 — AGE/CALV. 11/9, AVG. WI/CALV. 102/9, ICP 391
    - ADV 050155
    - ADV 040035 — AGE/CALV. 11/6, AVG. WI/CALV. 96/6
- SYF 180121 — AGE/CALV. 8/6, AVG. WI/CALV. 83/6, ICP 383
  - CKB 110010
    - FCT 980067
    - DKN 040109 — AGE/CALV. 13/9, AVG. WI/CALV. 96/9
  - SYF 150304 — AGE/CALV. 5/3, AVG. WI/CALV. 100/3, ICP 441
    - ADV 110336
    - SYF 060048 — AGE/CALV. 11/9, AVG. WI/CALV. 103/9

Calving Ease Value	Weaner Calf Value	Fertility Value	Maintenance Value	Cow Value	Growth Value	Carcass Value
125	80	102	139	87	68	68

Calf and Mother			Fertility				Post-Wean Growth			Frame			Carcass		
Birth Dir.	Wean Dir.	Wean Mat.	Scr. Circ.	Heifer Fert.	Cow Fert.	Longev.	Post Wean	ADG	FCR	Mature Weight	Height	Length	EMA	Fat	Mar
124	84	57	94	117	95	96	83	68	52	67	50	54	85	81	71

Wean Index	365D Index	540D Index	ADG Index	FCR Index	Scrotum	LH
95	-	-	93	-	359	1.30

Myostatin	
Q204X	0
NT821	0
F94L	0

REMARKS:

LOGIX EBV Analysis: 2026-06-17

DRAFT

Bonsmara SA Cattle Breeders' Society

© Compiled by the South African Stud Book and Livestock Improvement Association
All Pedigree- and Performance Data has been certified as correct

Dier Info				Actual Values					Expected Breeding Values											Indices			Dam		
LOT	Animal ID	Sex	SEC	Birth Wt (kg)	205d Wt (kg)	CCB *Ratio*	Length Height *Ratio*	Scr. Circ. *(mm)*	Birth Dir (kg)	Birth Mat (kg)	Wean Dir (kg)	Wean Mat (kg)	Post Wean (kg)	Mature Weight. (kg)	ADG (g/d)	FCR (kg:kg)	Scr. Circ. (mm)	Height. (mm)	Length (mm)	Wean	ADG	Scr. Circ.	Avg. Wean Index	Nr. Calves	Repr. Index
			Breed Average						0.98	-0.28	14.9	3.6	24	22	79	-37	12.7	-3.0	14.0						
			Auction Average	32	262	5.82	1.27	347	0.14	-0.18	12.8	1.1	21	14	62	-12	10.8	-15	4	103	105	97	99	6.0	108
1	PDR 230064	M	SP	40	240	7.52	1.20	338	0.31	0.06	17.6	3.9	38.6	16.0	141	-63	-.5	-1	23	107	127	78	103	12	103
2	PDR 230074	M	B	31	211	5.84	1.25	333	-1.65	-0.91	9.1	1.2	17.3	1.8	73	-28	7.3	4	11	100	109	91	101	6	109
3	PDR 230087	M	B	42	269	8.59	1.24	360	1.75	1.06	17.9	-0.8	29.5	27.0	105	-64	19.4	-7	21	99	118	111	101	8	114
4	PDR 230105	M	SP	43	254	-	1.20	352	2.17	-0.84	21.0	-3.6	37.7	24.9	122	-45	19.9	-22	0	100	97	112	95	11	105
5	KF 230011	M	SP	30	238	-	1.26	323	-1.23	-0.19	13.1	-8.8	15.1	13.7	33	8	4.1	-22	-4	104	96	85	88	3	104
6	KF 230014	M	SP	30	229	-	1.32	342	-1.02	0.03	12.6	-6.3	16.1	14.9	64	2	10.7	-26	-2	99	105	97	96	2	84
7	KF 230025	M	SP	30	229	7.16	1.25	348	1.03	-0.98	15.6	3.1	25.4	12.5	29	-11	10.7	-10	-0	99	95	97	94	3	109
8	KF 230044	M	B	31	277	4.74	1.32	379	0.69	-0.74	7.4	3.2	6.0	9.3	10	1	15.7	-28	-4	113	90	105	104	7	102
9	KF 230051	M	B	30	239	5.08	1.30	380	0.42	0.55	12.2	5.2	25.9	25.6	179	-45	26.1	-4	18	96	128	123	99	5	98
10	KF 230056	M	B	30	262	4.4	1.26	356	0.78	0.84	15.2	6.0	30.5	45.6	159	-37	17.4	8	26	106	120	108	103	6	117
11	KF 230069	M	B	30	274	4.5	1.28	350	0.73	-0.85	7.9	1.2	16.7	17.5	38	-10	4.5	-16	0	110	105	86	102	8	114
12	KF 230074	M	B	31	251	4.42	1.27	324	0.31	0.23	10.8	7.7	16.8	29.3	44	3	1.8	-3	11	99	105	81	103	6	115
13	KF 230077	M	B	30	259	-	1.28	331	0.17	-0.01	12.4	6.2	16.3	17.1	13	14	6.3	-14	2	103	100	89	102	4	117
14	KF 230079	M	B	31	239	4.37	1.32	373	0.46	0.08	3.8	9.0	-0.7	-7.2	-25	21	19.8	-28	-7	93	94	112	105	6	114
15	KF 230111	M	B	30	298	5.8	1.31	341	0.70	0.25	18.7	6.7	30.7	30.1	138	-36	18.3	2	26	107	103	110	105	6	115
16	KF 230125	M	SP	31	300	5.69	1.29	332	0.22	-0.53	17.4	0.2	24.1	8.8	1	6	1.6	-28	-3	107	90	81	105	8	111
17	KF 230128	M	SP	30	282	6.58	1.26	315	-1.23	-0.12	11.8	-2.5	18.5	-6.7	39	7	-1.9	-21	-7	101	107	75	94	5	106
18	KF 230130	M	SP	31	303	6.34	1.28	349	-0.92	-0.37	16.1	-5.4	27.6	1.3	67	-0	9.5	-24	-5	109	111	95	101	8	110
19	KF 230139	M	B	30	307	4.78	1.26	362	0.67	-0.52	9.4	4.3	12.9	21.2	56	-8	15.5	-17	8	111	105	105	105	7	110
20	KF 230153	M	SP	30	269	7.28	1.30	359	-1.48	-0.55	6.6	-9.3	10.4	-26.1	-41	41	9.4	-43	-27	95	93	94	83	6	112

DRAFT

© Compiled by the South African Stud Book and Livestock Improvement Association
All Pedigree- and Performance Data has been certified as correct

EXPLANATION OF CATALOGUE ABBREVIATIONS		VERDUIDELIKING VAN KATALOGUS AFKORTINGS	
Lot Number	LOT	LOT	Lot Nommer
Estimated breeding value	EBV	EBV	Beraamde teelwaarde
Parentage verification	Parentage	Ouerskap	Ouerskap verifikasie
Age in years / Number of calvings	AGE. / CALV.	OUD. / KALF.	Ouderdom in jaar / Aantal kalwings
Average Wean index / Number of calves weaned	Ave WI / CALV.	GEM SI / KALF.	Gemiddelde speen indeks / Aantal kalwers gespeen
Animal identification number	ID	ID	Dier se identifikasie nommer
Herd Book Section	SEC	AFD	Kuddeboek Afdeling
Herd Book Section: Pending Registration	PEN	PEN	Kuddeboek Afdeling: Wag vir Registrasie
Herd Book Section: Not for Registration	NFR	NFR	Kuddeboek Afdeling: Nie vir Registrasie
Herd Book Section: Foundation Generation	FO	FO	Kuddeboek Afdeling: Fondasie Generasie
Herd Book Section: Appendix A	A	A	Kuddeboek Afdeling: Aanhangsel A
Herd Book Section: Appendix B	B	B	Kuddeboek Afdeling: Aanhangsel B
Herd Book Section: Studbook Proper, a registered animal	SP	SP	Kuddeboek Afdeling: Studbook Proper, 'n geregistreerde dier
Genomically Tested	GT	GT	Genomies Getoets
Homozygous Horned (Celtic test)	HH(c)	HH(c)	Homosigoties horings (Celtic toets)
Homozygous Polled (Celtic test)	PP(c)	PP(c)	Homosigotiets Poena (Celtic toets)
Heterozygous Polled (Celtic test)	Pp(c)	Pp(c)	Heterosigoties Poena (Celtic toets)
Phenotypically Polled	P	P	Fenotipies Poena
Intercalving Period	ICP	TKP	Tussen-Kalf Periode
Birth Direct breeding value	Birth Dir.	Geb. Dir	Geboorte Direk teelwaarde
Wean Direct breeding value	Wean Dir.	Spn. Dir.	Speen Direk teelwaarde
Wean Maternal breeding value	Wean Mat.	SPn. Mat.	Speen Maternaal teelwaarde
Scrotal Circumference	Scr. Circ.	Skr. Omt.	Skrotum omtrek
Heifer Fertility	Heifer Fert.	Vers Vrugb.	Vers Vrugbaarheid
Cow Fertility	Cow Fert.	Koei Vrugb.	Koei Vrugbaarheid
Longevity	Longev.	Lankl.	Lanklewendheid
Mature Weight	Mat. Wt.	Volw. Gewig	Volwasse gewig
Average Daily Gain (g/day)	ADG	GDT	Gemiddelde Daaglikse Toename
Feed Conversion Ratio (kg:kg)	FCR	VOV	Voeromset Verhouding
Eye Muscle Area	EMA	OSO	Oogspier grootte
Backfat Thickness	Fat	Vet	Rugvet Diepte
Marbeling (intra-muscular fat)	Mar	Mar	Marmering (binne-spierse vet)
365-day weight index	365D Index	365D Indeks	365-dae gewig indeks
540-day weight index	540D Index	540D Indeks	540-dae gewig indeks
Length-Height ratio	LH	LH	Lengte-Hoogte Verhouding
Actual Birth weight	Birth Wt.	Geb. gewig	Werklike Geboorte gewig
205-day Dam-age corrected weight	205d Wt.	205d gewig	205-dag Moeder-ouderdom gekorrigeerde gewig
Cow-Calf Birth Ratio	CCG	KKG	Koei-Kalf Geboorte Verhouding
Cow-Calf Wean Ratio	CCW	KKS	Koei-Kalf Speen Verhouding
Average Weaning Index	Avg. Wean Index	Gem. Spn. Indeks	Gemiddelde speen indeks
Number of Calves	Nr. Calves	Aant. Kalw.	Aantal kalwers
Reproduction Index	Repr. Index	Repr. Indeks	Reproduksie indeks
Animal sex: M - Male, F - Female	M / F	M / V	Dier geslag: M - Manlik, V - Vroulik