AMPTELIKE VEILINGSKATALOGUS VIR / OFFICIAL AUCTION CATALOGUE FOR

SYFERFONTEIN & BLOUKRAAN - EIE GEBRUIK

Veilingsdatum / Auction Date:
30 September 2026

Data soos op / Data as on:
07 September 2026

BONSMARA SA

SA STAMBOEK STUD BOOK

DRAFT

SALES UNDER AUSPICES OF BONSMARA SA

Bonsmara stud breeding is subject to the stipulations of the Livestock Improvement Act and conforms to the standards of Bonsmara SA. The Society therefore has the right to implement certain controls to ensure the accuracy of information regarding Parentage, Performance and Estimated Breeding Values.

Information regarding Parentage, Performance and Estimated Breeding Values of animals, as supplied by the breeder, have been verified and compared to the official database of LOGIX BEEF. Bonsmara SA therefore, confirms the accuracy of such information.

To the knowledge of the Society these controls have been carried out accurately. However, the Society does not take any responsibility for incorrect information through printing errors or incorrect information provided by the breeder.

Animals on such sales have been visually screened by Inspectors of Bonsmara SA and comply with the Bonsmara Minimum Breed Standards as stipulated by the Society.

The Society DOES NOT have any control over:

- Immunization and health status of animals
- Pregnancy status of cows and heifers
- Suitability of a bull for breeding
- Fertility status as well as venereal diseases and
- Commercial animals

Since the above is not classified as information regarding Parentage, Performance and Estimated Breeding Values, it DOES NOT fall within the jurisdiction of the meaning "Under the Auspices of Bonsmara SA".

VEILINGS ONDER BESKERMING VAN BONSMARA SA

Bonsmara stoetteling wat onderhewig is aan die bepalings van die Veeverbeteringswet, vind plaas onder die vaandel van Bonsmara SA. Daarom behou die Genootskap hom die reg voor om kontroles volgens bepaalde prosedures uit te oefen ten opsigte van Ouerskap inligting, Prestasiedata en Beraamde Teelwaardes.

Ouerskap inligting, Prestasiedata en Beraamde Teelwaardes soos deur die teler voorsien vir die doel van hierdie katalogus, is gekontroleer en vergelyk met die amptelike databasis soos gehou deur LOGIX BEEF. Bonsmara SA bevestig dus die korrektheid van sodanige inligting.

Alhoewel die kontroles na die beste wete van die Genootskap gedoen is, kan die Genootskap egter nie verantwoordelik gehou word vir foutiewe inligting as gevolg van drukkersfoute of verkeerde inligting deur die telers verskaf nie.

Diere wat op hierdie veilings aangebied word, is onderwerp aan 'n proses van visuele inspeksie deur Keurders van Bonsmara SA en voldoen aan die Bonsmara Minimum Rasstandaarde soos bepaal deur die Genootskap.

Die Genootskap het egter GEEN beheer oor:

- Immunisering en gesondheidstatus van diere
- Dragtigheidstatus van koeie en verse
- Teelgeskiktheid van bulle
- Vrugbaarheidstatus, asook geslagsiektes en
- Kommersiële diere nie.

Aangesien bogenoemde nie val onder die bedoeling met Ouerskap inligting, Prestasiedata en Beraamde Teelwaardes nie, sorteer dit NIE onder die jurisdiksie van die bedoeling "Onder beskerming van Bonsmara SA" nie.

DRAFT

ANIMAL AND PEDIGREE INFORMATION

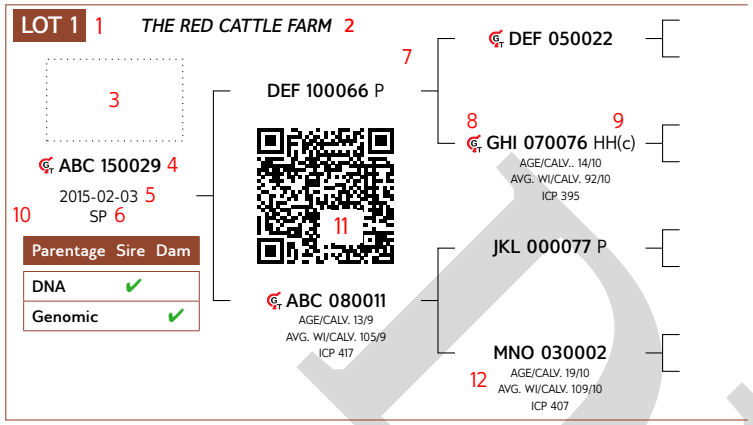

1. Lot Number
2. Owner of the animal
3. Herd's logo (if available)
4. Animal Identification Number
5. Birth date
6. Herd book section - NFR / PEN / F0 / A / B / SP
7. Four (4) generation pedigree
8. Genomic testing - it is indicated with the **GT** logo
9. Polled Status - the status will only be printed for animals that have been tested
10. Parentage Verification - a green tick (✔) indicates that the sire and/or dam has been verified via either microsatellite (DNA), or Genomic testing
11. QR Code - This code can be scanned with a smartphone or tablet. It redirects to the animal's information on **www.SABeefBulls.com** where all information for the animal is available.
12. Dam information
    - Age and Number of Calvings
    - Average Wean Index and Number of Calves Weaned
    - Intercalving Period

MYOSTATIN STATUS

The animal's status, if tested for myostatin variants, is indicated as follows:

- Not Tested
- 0 - Normal
- 1 - Heterozygous / Carrier of Double-Muscling gene
- 2 - Homozygous / Double-Muscled

LOGIX SELECTION VALUES

Calving Ease Value	Weaner Calf Value	Fertility Value	Maintenance Value	Cow Value	Growth Value	Carcass Value
109	98	111	99	101	98	103
1	2	3	4	5	6	7



5 LOGIX Cow Value

Selection of:

- Fertile cows,
- with low maintenance,
- that calf easily,
- and wean heavy calves relative to own weight

1 Calving Ease Value	EBVs Birth Direct & Maternal
Calf Growth Value	EBV Wean Direct
3 Fertility Value	EBVs Cow & Heifer Fertility, EBV Longevity
Milk Value	EBV Wean Maternal
4 Maintenance Value	EBVs Mature weight & Milk

2 LOGIX Weaner Calf Value

Selection for heavy weaners

Measurements: Weaning weight, Birth weight, and Mature weight

EBVs: Wean direct & maternal, Birth direct & maternal, Mature weight

6 LOGIX Growth Value

Selection for efficient growers on veld and in feedlot

Measurements: Phase C and D Growth test traits

EBVs: Weaning weight, End weight, ADG and Intake

7 LOGIX Carcass Value

Selection for higher meat yields on a carcass

Measurements: Phase C and D Growth test traits, RTU scanning traits

EBVs: End weight, Eye Muscle Area and Fat

HOW TO USE SELECTION VALUES

Sub-values sould also be compatible with your selection goal. Don't select only on the Cow Value

AVERAGE ANIMALS

(NO GROWTH EXTREMES)

- Selection Values 90 to 110
- Cow Value & Fertility Value average to high

A safe choice, as animals are profitble in most environments.

GROWERS

(GOOD ENVIRONMENT)

- Weaner Calf / Growth Value > 110
- Cow Value & Fertility Value average to high

Growers are heavier at birth (lower Calving Ease Value), and heavier at maturity (lower Maintenance Value).

LOW-MAINTENANCE ANIMALS

(HARSH ENVIRONMENT)

- Maintence Value > 110
- Cow Value & Fertility Value average to high

Lighter cows have a lower maintenance (higher Maintenance Value).

INTERPRETATION OF BREEDING VALUE INDICES AND SELECTION VALUES

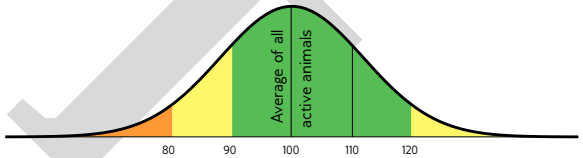

Average between 90 and 110, Acceptable between 80 and 120

DRAFT

© Compiled by the South African Stud Book and Livestock Improvement Association
All Pedigree- and Performance Data has been certified as correct

EXPLANATION OF BREEDING VALUES AND SELECTION VALUES

		Traits		Description/Measurement	Goal	General Guidelines						
							<80	<90	90-110	>110	>120	
Selection Values	5	**Cow Value**	CV	Combination of Calving Ease, Calf Growth, Milk, Maintenance and Fertility Values (Rand-Value)	Profitable Cow	Loss						Profit
	1	**Calving Ease Value**	CEV	Risk for calving problems (calf too heavy) vs calf too small	Average birth weight	High						Low
		Calf Growth Value	CGrV	Calf's genetic ability for pre-weaning growth	Heavy weaner calf	Light						Heavy
		Milk Value	MlkV	Cow's genetic mothering and milking ability	Enough milk for the calf	Less						More
	4	**Maintenance Value**	MntV	Maintenance requirements of cow (cow weight and milk)	Low cow maintenance	High					*	Low
	3	**Fertility Value**	FertV	Fertility and retention of cows and heifers	Fertile cows	Low						High
	2	**Weaner Calf Value**	WnCV	Combination of calf's weight and cow's milk	Heavy weaner calves	Light						Heavy
	6	**Growth Value**	GV	Efficient growth on veld and in feedlot (Rand-value)	Profitable growth	Loss						Profit
	7	**Carcass Value**	VarcV	Meat on carcass (Weight and RTU EBVs)	More meat on the carcass	Less						More
		Production Value	PV	Combination of Cow- and Growth values (Rand-value)	Profitable animals	Loss						Profit
Cow & Heifer	8	**Birth Weight Direct**	BD	Birth weight (Calf's genetic ability)	Average birth weight	Heavy						Light
		Birth Weight Maternal	BM	Birth weight (Cow's genetic ability)	Easy calving	Heavy						Light
	9	**Weaning Weight Direct**	WD	Weaning weight (Calf's genetic ability)	Heavy weaner calves	Light						Heavy
	10	**Weaning Weight Maternal**	WM	Weaning weight (Cow's genetic ability)	Good mothers	Poor						Good
	18	**Mature Cow Weight**	MW	Cow weight at weaning of first three calves	Average mature cow weight	Light				*	*	Heavy
		Cow-Calf Birth	CCB	EBV Birth Direct / EBV Mature Cow weight	Average	Low						High
		Cow-Calf Wean	CCW	EBV Wean Direct / EBV Mature Cow weight	High calf-cow ratio	Low						High
Fertility	12	**Heifer Fertility**	HF	Age at first calving	Fertile heifers	Less						More
	13	**Cow Fertility**	CF.E	First 3 inter-calving periods (ICPs)	Fertile cows	Less						More
	11	**Scrotal Circumference**	SC	Scrotal circumference as measured during the growth test	Fertile bulls	Less						More
	14	**Longevity**	LG	Retention of progeny	Acceptable progeny	Poor						Good
Growth & Frame	15	**Post-Wean Weight**	PWn	12- and 18 month weights	Good post-wean growth	Low					*	High
	16	**Average Daily Gain**	ADG	Average daily gain	Good growth	Poor						Good
	17	**Feed Conversion Ratio**	FCR	100g feed intake / g weight gain	Feed efficiency	Poor						Good
		Final Test Weight	FW	Final weight in the growth test	Heavy carcass	Light					*	Heavy
	19	**Height**	H	Shoulder height in growth test	Average height	Short						Tall
	20	**Length**	L	Length in growth test	Longer for more muscle	Short						Long
	24	**Length-Height Ratio**	LH	EBV Length / EBV Height	Longer rather than tall	<1						>1
Carcass	21	**Eye Muscle Area**	EMA	RTU measured eye muscle area	Bigger steaks	Small						Big
	22	**Fat Thickness**	Fat	RTU measured P8 backfat thickness	Carcass quality	Thin						Thick
	23	**Marbling**	Mar	RTU measured % of intra-muscular fat	Juicy meat	Low						High
		Dressing Percentage	D%	Carcass weight / Live weight	High dressing percentage	Low						High

* Determined by own selection goal

GENETIC VALUES - BUILDING BLOCKS

Calf and Mother			Fertility				Post-Wean Growth			Frame			Carcass		
Birth Dir.	Wean Dir.	Wean Mat.	Scrot. Circ.	Heifer Fert.	Cow Fert.	Longev.	Post Wean	ADG	FCR	Mature Weight	Height	Length	EMA	Fat	Mar
99	99	90	97	75	92	85	100	94	93	92	123	110	104	100	79
8	9	10	11	12	13	14	15	16	17	18	19	20	21	22	23

The Logix Selection Values are compiled of specific genetic building blocks, as indicated in the selection value descriptions on the previous page. These genetic building blocks are indicated in the catalogue by their Breeding Value Indices.

PHENOTYPIC VALUES

Wean Index	365D Index	540D Index	ADG Index	FCR Index	Scrotum	LH
109	104	105	122	117	327	1.22
			16	17	11	24

- Wean, 365D, 504D, ADG and FCR Indices - phenotypic index obtained within the animal's contemporary group
- Scrotum - adjusted scrotal circumference, in mm, as measured during the growth test
- Length-Height Ratio (LH) - the animal's length / height ratio as measured during the growth test

DRAFT

COWS

LOT 1 — SYFERFONTEIN BOERDERY

BKR 230120
2023-02-14
SP
AGE/CALV. 3/1
AVG. WI/CALV. 99/1
ICP -

Parentage	Sire	Dam
DNA	✔	
Genomic		

- SYF 180303 HH(c)
  - HLF 140028
    - ADV 110007
    - SYF 050200 — AGE/CALV. 9/6, AVG. WI/CALV. 101/6
  - SYF 140069 — AGE/CALV. 6/3, AVG. WI/CALV. 100/3, ICP 416
    - ADV 110336
    - SYF 070114 — AGE/CALV. 13/11, AVG. WI/CALV. 103/10
- BKR 180132 — AGE/CALV. 8/6, AVG. WI/CALV. 93/4, ICP 358
  - LAR 090223
    - LAR 040287
    - LAR 050072 — AGE/CALV. 10/8, AVG. WI/CALV. 105/7
  - KRT 140076 — AGE/CALV. 11/9, AVG. WI/CALV. 109/7, ICP 392
    - ADV 100051
    - AAM 050018 — AGE/CALV. 11/8, AVG. WI/CALV. 99/8

Calving Ease Value	Weaner Calf Value	Fertility Value	Maintenance Value	Cow Value	Growth Value	Carcass Value
115	94	96	113	94	81	85

Calf and Mother			Fertility				Post-Wean Growth			Frame			Carcass		
Birth Dir.	Wean Dir.	Wean Mat.	Scr. Circ.	Heifer Fert.	Cow Fert.	Longev.	Post Wean	ADG	FCR	Mature Weight	Height	Length	EMA	Fat	Mar
110	99	73	90	98	95	105	89	83	84	88	69	77	94	92	94

Wean Index	365D Index	540D Index	ADG Index	FCR Index	LH
101	102	98	-	-	-

Myostatin	
Q204X	Not Tested
NT821	Not Tested
F94L	Not Tested

REMARKS:

LOGIX EBV Analysis: 2026-08-17

LOT 2 — SYFERFONTEIN BOERDERY

SYF 180206 HH(c)
2018-08-30
SP
AGE/CALV. 8/5
AVG. WI/CALV. 99/4
ICP 423

Parentage	Sire	Dam
DNA	✔	✔
Genomic		

- SYF 120052
  - ADV 060174
    - SYF 020051
    - AG 010403 — AGE/CALV. 14/11, AVG. WI/CALV. 102/10
  - SYF 090147 — AGE/CALV. 12/11, AVG. WI/CALV. 106/11, ICP 381
    - MMJ 050098
    - SYF 030034 — AGE/CALV. 9/6, AVG. WI/CALV. 105/6
- SYF 160084 — AGE/CALV. 10/7, AVG. WI/CALV. 100/7, ICP 419
  - SYF 120090 HH(c)
    - ADV 070154
    - SYF 070114 — AGE/CALV. 13/11, AVG. WI/CALV. 103/10
  - SYF 100115 — AGE/CALV. 15/13, AVG. WI/CALV. 99/13, ICP 377
    - SYF 060102
    - SYF 060157 — AGE/CALV. 4/2, AVG. WI/CALV. 104/2

Calving Ease Value	Weaner Calf Value	Fertility Value	Maintenance Value	Cow Value	Growth Value	Carcass Value
100	99	122	139	112	74	75

Calf and Mother			Fertility				Post-Wean Growth			Frame			Carcass		
Birth Dir.	Wean Dir.	Wean Mat.	Scr. Circ.	Heifer Fert.	Cow Fert.	Longev.	Post Wean	ADG	FCR	Mature Weight	Height	Length	EMA	Fat	Mar
101	90	98	62	117	116	111	87	78	56	65	96	81	105	85	77

Wean Index	365D Index	540D Index	ADG Index	FCR Index	LH
90	101	99	-	-	-

Myostatin	
Q204X	0
NT821	0
F94L	0

REMARKS:

LOGIX EBV Analysis: 2026-08-17

LOT 3 — SYFERFONTEIN BOERDERY

SYF 210416 HH(c)
2021-09-07
SP
AGE/CALV. 5/3
AVG. WI/CALV. 101/2
ICP 378

Parentage	Sire	Dam
DNA	✔	✔
Genomic	✔	

- SYF 150155 HH(c)
  - SYF 120090 HH(c)
    - ADV 070154
    - SYF 070114 — AGE/CALV. 13/11, AVG. WI/CALV. 103/10
  - ADV 080229 — AGE/CALV. 11/9, AVG. WI/CALV. 102/9, ICP 391
    - ADV 050155
    - ADV 040035 — AGE/CALV. 11/6, AVG. WI/CALV. 96/6
- SYF 170100 — AGE/CALV. 9/7, AVG. WI/CALV. 104/7, ICP 369
  - SYF 130223
    - SYF 100072
    - ADV 110065 — AGE/CALV. 11/5, AVG. WI/CALV. 98/5
  - SYF 110215 — AGE/CALV. 13/11, AVG. WI/CALV. 101/10, ICP 370
    - ADV 060174
    - SYF 090039 — AGE/CALV. 6/3, AVG. WI/CALV. 95/3

Calving Ease Value	Weaner Calf Value	Fertility Value	Maintenance Value	Cow Value	Growth Value	Carcass Value
113	94	115	101	105	110	103

Calf and Mother			Fertility				Post-Wean Growth			Frame			Carcass		
Birth Dir.	Wean Dir.	Wean Mat.	Scr. Circ.	Heifer Fert.	Cow Fert.	Longev.	Post Wean	ADG	FCR	Mature Weight	Height	Length	EMA	Fat	Mar
114	102	78	94	118	103	114	103	105	79	99	65	76	97	97	94

Wean Index	365D Index	540D Index	ADG Index	FCR Index	LH
106	112	-	-	-	-

Last Calf	
Calf ID	SYF 260079 (M)
Birth Date	2026-03-09
Sire ID	MULTIPLE SIRES

Myostatin	
Q204X	0
NT821	0
F94L	0

REMARKS:

LOGIX EBV Analysis: 2026-08-17

DRAFT

KOEIE

LOT 4 — SYFERFONTEIN BOERDERY

SYF 220006
2022-02-06
SP
OUD/KALW. 4/2
GEM. SI/KALW. 108/2
TKP 351

Ouerskap	Vaar	Moer
DNS	✔	✔
Genomies		

- LAR 160453 HH(c)
  - ARB 130063
    - LAR 100031
    - ARB 080026 — OUD/KALW. 8/6, GEM. SI/KALW. 106/4
  - LAR 090231 — OUD/KALW. 17/13, GEM. SI/KALW. 105/12, TKP 371
    - LAR 060198
    - LAR 020081 — OUD/KALW. 18/14, GEM. SI/KALW. 102/13
- SYF 180083 HH(c) — OUD/KALW. 8/5, GEM. SI/KALW. 107/4, TKP 440
  - SYF 150329
    - ADV 110336
    - SYF 090149 — OUD/KALW. 11/7, GEM. SI/KALW. 90/7
  - SYF 130064 — OUD/KALW. 13/12, GEM. SI/KALW. 107/10, TKP 358
    - SYF 070036
    - SYF 040121 — OUD/KALW. 15/12, GEM. SI/KALW. 104/11

Geboortegemak Waarde	Speenkalf Waarde	Vrugbaarheids-waarde	Onderhouds-waarde	Koeiwaarde	Groei-waarde	Karkas-waarde
94	122	105	93	120	110	108

Kalf en Moeder			Vrugbaarheid				Na-Speen Groei			Raam			Karkas		
Geb. Dir.	Spn. Dir.	Spn. Mat.	Skr. Omtr.	Vers Vrugb.	Koei Vrugb.	Lankl.	Na-Speen	GDT	VOV	Volw. Gewig	Hoogte	Lengte	OSO	Vet	Mar
90	115	114	111	102	99	119	113	112	114	105	92	108	123	93	115

Spn. Indeks	365D Indeks	540D Indeks	GDT Indeks	VOV Indeks	LH
114	108	107	-	-	-

Miostatien	
Q204X	Nie Getoets
NT821	Nie Getoets
F94L	Nie Getoets

OPMERKINGS:

LOGIX EBV Analise: 2026-08-17

LOT 5 — SYFERFONTEIN BOERDERY

SYF 220055
2022-03-07
SP
OUD/KALW. 4/2
GEM. SI/KALW. 92/2
TKP 345

Ouerskap	Vaar	Moer
DNS	✔	
Genomies		

- SYF 190223 HH(c)
  - SYF 150155 HH(c)
    - SYF 120090 HH(c)
    - ADV 080229 — OUD/KALW. 11/9, GEM. SI/KALW. 102/9
  - SYF 170151 — OUD/KALW. 8/4, GEM. SI/KALW. 96/4, TKP 555
    - ADV 130332
    - ADV 030003 — OUD/KALW. 15/12, GEM. SI/KALW. 101/12
- SYF 100343 — OUD/KALW. 15/13, GEM. SI/KALW. 100/12, TKP 367
  - SYF 070008
    - ADV 030016
    - SYF 030102 — OUD/KALW. 15/13, GEM. SI/KALW. 104/13
  - SYF 030008 — OUD/KALW. 15/12, GEM. SI/KALW. 107/13, TKP 417
    - AG 980165
    - SYF 000087 — OUD/KALW. 15/13, GEM. SI/KALW. 101/11

Geboortegemak Waarde	Speenkalf Waarde	Vrugbaarheids-waarde	Onderhouds-waarde	Koeiwaarde	Groei-waarde	Karkas-waarde
107	93	95	112	92	93	99

Kalf en Moeder			Vrugbaarheid				Na-Speen Groei			Raam			Karkas		
Geb. Dir.	Spn. Dir.	Spn. Mat.	Skr. Omtr.	Vers Vrugb.	Koei Vrugb.	Lankl.	Na-Speen	GDT	VOV	Volw. Gewig	Hoogte	Lengte	OSO	Vet	Mar
103	96	84	76	102	88	108	90	91	72	88	80	85	118	93	81

Spn. Indeks	365D Indeks	540D Indeks	GDT Indeks	VOV Indeks	LH
93	95	96	-	-	-

Miostatien	
Q204X	Nie Getoets
NT821	Nie Getoets
F94L	Nie Getoets

OPMERKINGS:

LOGIX EBV Analise: 2026-08-17

LOT 6 — SYFERFONTEIN BOERDERY

SYF 230274
2023-09-30
SP
OUD/KALW. 3/1
GEM. SI/KALW. -/-
TKP -

Ouerskap	Vaar	Moer
DNS	✔	✔
Genomies		

- SYF 200037 HH(c)
  - SYF 170296 HH(c)
    - VIL 140221
    - SYF 140133 — OUD/KALW. 7/5, GEM. SI/KALW. 100/4
  - SYF 150138 — OUD/KALW. 11/8, GEM. SI/KALW. 92/7, TKP 440
    - EHR 110004
    - SYF 110025 — OUD/KALW. 7/4, GEM. SI/KALW. 91/3
- SYF 210090 — OUD/KALW. 5/3, GEM. SI/KALW. 106/3, TKP 378
  - SYF 170230 HH(c)
    - SYF 150155 HH(c)
    - SYF 150118 — OUD/KALW. 3/2, GEM. SI/KALW. 99/1
  - KGB 180463 HH(c) — OUD/KALW. 7/6, GEM. SI/KALW. 96/4, TKP 368
    - SYF 140089 HH(c)
    - SYF 130294 HH(c) — OUD/KALW. 11/7, GEM. SI/KALW. 104/5

Geboortegemak Waarde	Speenkalf Waarde	Vrugbaarheids-waarde	Onderhouds-waarde	Koeiwaarde	Groei-waarde	Karkas-waarde
96	109	83	115	97	83	90

Kalf en Moeder			Vrugbaarheid				Na-Speen Groei			Raam			Karkas		
Geb. Dir.	Spn. Dir.	Spn. Mat.	Skr. Omtr.	Vers Vrugb.	Koei Vrugb.	Lankl.	Na-Speen	GDT	VOV	Volw. Gewig	Hoogte	Lengte	OSO	Vet	Mar
94	109	88	103	95	79	102	102	85	73	86	81	80	94	86	89

Spn. Indeks	365D Indeks	540D Indeks	GDT Indeks	VOV Indeks	LH
106	103	101	-	-	-

Laaste Kalf	
Kalf ID	SYF 260088 (F)
Geb. dtm.	2026-03-15
Vaar ID	MULTIPLE SIRES

Miostatien	
Q204X	1
NT821	0
F94L	0

OPMERKINGS:

LOGIX EBV Analise: 2026-08-17

DRAFT

COWS

LOT 7 — SYFERFONTEIN BOERDERY

SYF 240002
2024-01-28
SP

Parentage	Sire	Dam
DNA	✔	✔
Genomic		

- AH 210045 HH(c)
  - LAR 170467 HH(c)
    - LAR 140064 HH(c)
    - LAR 120050 HH(c) — AGE/CALV. 12/9, AVG. WI/CALV. 104/9
  - GEL 150131 HH(c) — AGE/CALV. 10/7, AVG. WI/CALV. 100/6, ICP 423
    - SYF 100078
    - GEL 120111 — AGE/CALV. 5/2, AVG. WI/CALV. 95/1
- SYF 180233 HH(c) — AGE/CALV. 8/6, AVG. WI/CALV. 110/5, ICP 385
  - VIL 140221
    - GEL 100113
    - VIL 110003 — AGE/CALV. 5/3, AVG. WI/CALV. 111/3
  - SYF 160095 — AGE/CALV. 6/5, AVG. WI/CALV. 102/5, ICP 368
    - SYF 130223
    - ADV 090102 — AGE/CALV. 14/12, AVG. WI/CALV. 98/12

Calving Ease Value	Weaner Calf Value	Fertility Value	Maintenance Value	Cow Value	Growth Value	Carcass Value
88	122	109	98	119	111	113

Calf and Mother			Fertility				Post-Wean Growth			Frame			Carcass		
Birth Dir.	Wean Dir.	Wean Mat.	Scr. Circ.	Heifer Fert.	Cow Fert.	Longev.	Post Wean	ADG	FCR	Mature Weight	Height	Length	EMA	Fat	Mar
86	123	96	108	108	101	113	119	113	93	101	89	101	124	98	90

Wean Index	365D Index	540D Index	ADG Index	FCR Index	LH
110	112	112	-	-	-

Myostatin	
Q204X	Not Tested
NT821	Not Tested
F94L	Not Tested

REMARKS:

LOGIX EBV Analysis: 2026-08-17

LOT 8 — SYFERFONTEIN BOERDERY

SYF 240020
2024-02-07
SP

Parentage	Sire	Dam
DNA	✔	✔
Genomic		

- LFR 190101 HH(c)
  - LFR 150074
    - LAR 090380
    - LFR 120012 — AGE/CALV. 14/12, AVG. WI/CALV. 99/11
  - LFR 160105 — AGE/CALV. 10/8, AVG. WI/CALV. 98/7, ICP 375
    - HJL 070124
    - JDB 030014 — AGE/CALV. 14/11, AVG. WI/CALV. 96/11
- ADV 100056 — AGE/CALV. 16/13, AVG. WI/CALV. 103/11, ICP 397
  - SYF 070036
    - AG 020251
    - SYF 990070 — AGE/CALV. 19/15, AVG. WI/CALV. 99/14
  - ADV 070193 — AGE/CALV. 14/12, AVG. WI/CALV. 105/10, ICP 396
    - LAR 030398
    - ADV 040035 — AGE/CALV. 11/6, AVG. WI/CALV. 96/6

Calving Ease Value	Weaner Calf Value	Fertility Value	Maintenance Value	Cow Value	Growth Value	Carcass Value
116	110	80	102	101	112	107

Calf and Mother			Fertility				Post-Wean Growth			Frame			Carcass		
Birth Dir.	Wean Dir.	Wean Mat.	Scr. Circ.	Heifer Fert.	Cow Fert.	Longev.	Post Wean	ADG	FCR	Mature Weight	Height	Length	EMA	Fat	Mar
116	108	90	114	89	77	107	106	115	109	97	81	91	121	110	111

Wean Index	365D Index	540D Index	ADG Index	FCR Index	LH
105	102	102	-	-	-

Myostatin	
Q204X	Not Tested
NT821	Not Tested
F94L	Not Tested

REMARKS:

LOGIX EBV Analysis: 2026-08-17

LOT 9 — SYFERFONTEIN BOERDERY

SYF 240030
2024-02-07
SP

Parentage	Sire	Dam
DNA	✔	✔
Genomic		

- AH 210045 HH(c)
  - LAR 170467 HH(c)
    - LAR 140064 HH(c)
    - LAR 120050 HH(c) — AGE/CALV. 12/9, AVG. WI/CALV. 104/9
  - GEL 150131 HH(c) — AGE/CALV. 10/7, AVG. WI/CALV. 100/6, ICP 423
    - SYF 100078
    - GEL 120111 — AGE/CALV. 5/2, AVG. WI/CALV. 95/1
- SYF 170276 — AGE/CALV. 8/7, AVG. WI/CALV. 100/5, ICP 365
  - SYF 140247
    - GEL 100113
    - SYF 100071 — AGE/CALV. 11/9, AVG. WI/CALV. 110/9
  - ADV 060185 — AGE/CALV. 13/12, AVG. WI/CALV. 103/10, ICP 363
    - AG 980012
    - AG 000152 — AGE/CALV. 7/4, AVG. WI/CALV. 103/4

Calving Ease Value	Weaner Calf Value	Fertility Value	Maintenance Value	Cow Value	Growth Value	Carcass Value
102	102	101	104	101	107	107

Calf and Mother			Fertility				Post-Wean Growth			Frame			Carcass		
Birth Dir.	Wean Dir.	Wean Mat.	Scr. Circ.	Heifer Fert.	Cow Fert.	Longev.	Post Wean	ADG	FCR	Mature Weight	Height	Length	EMA	Fat	Mar
104	108	83	104	97	96	111	108	109	98	95	90	94	101	118	95

Wean Index	365D Index	540D Index	ADG Index	FCR Index	LH
102	111	109	-	-	-

Myostatin	
Q204X	Not Tested
NT821	Not Tested
F94L	Not Tested

REMARKS:

LOGIX EBV Analysis: 2026-08-17

DRAFT

KOEIE

LOT 10 — SYFERFONTEIN BOERDERY

SYF 240086
2024-03-12
SP

Ouerskap	Vaar	Moer
DNS	✔	
Genomies		

- SYF 200126 HH(c)
  - SYF 150155 HH(c)
    - SYF 120090 HH(c)
    - ADV 080229 — OUD/KALW. 11/9 — GEM. SI/KALW. 102/9
  - SYF 180102 HH(c) — OUD/KALW. 8/5 — GEM. SI/KALW. 104/5 — TKP 407
    - CKB 110010
    - SYF 150285 — OUD/KALW. 10/8 — GEM. SI/KALW. 97/8
- BDX 170046 — OUD/KALW. 9/7 — GEM. SI/KALW. 98/6 — TKP 368
  - ADV 120085
    - SYF 070036
    - ADV 060155 — OUD/KALW. 10/8 — GEM. SI/KALW. 101/6
  - BDX 120011 — OUD/KALW. 14/11 — GEM. SI/KALW. 100/11 — TKP 381
    - SYF 080024
    - SYF 060127 — OUD/KALW. 6/4 — GEM. SI/KALW. 95/4

Geboortegemak Waarde	Speenkalf Waarde	Vrugbaarheids-waarde	Onderhouds-waarde	Koeiwaarde	Groei-waarde	Karkas-waarde
120	90	101	124	97	72	68

Kalf en Moeder			Vrugbaarheid				Na-Speen Groei			Raam			Karkas		
Geb. Dir.	Spn. Dir.	Spn. Mat.	Skr. Omtr.	Vers Vrugb.	Koei Vrugb.	Lankl.	Na-Speen	GDT	VOV	Volw. Gewig	Hoogte	Lengte	OSO	Vet	Mar
125	88	87	87	112	86	113	84	78	68	81	59	63	103	79	76

Spn. Indeks	365D Indeks	540D Indeks	GDT Indeks	VOV Indeks	LH
99	91	91	-	-	-

Miostatien	
Q204X	Nie Getoets
NT821	Nie Getoets
F94L	Nie Getoets

OPMERKINGS:

LOGIX EBV Analise: 2026-08-17

LOT 11 — SYFERFONTEIN BOERDERY

SYF 240088
2024-03-14
SP

Ouerskap	Vaar	Moer
DNS	✔	✔
Genomies		

- SYF 200126 HH(c)
  - SYF 150155 HH(c)
    - SYF 120090 HH(c)
    - ADV 080229 — OUD/KALW. 11/9 — GEM. SI/KALW. 102/9
  - SYF 180102 HH(c) — OUD/KALW. 8/5 — GEM. SI/KALW. 104/5 — TKP 407
    - CKB 110010
    - SYF 150285 — OUD/KALW. 10/8 — GEM. SI/KALW. 97/8
- ADV 170252 — OUD/KALW. 7/5 — GEM. SI/KALW. 101/4 — TKP 375
  - SYF 150152
    - ADV 120303
    - ADV 040185 — OUD/KALW. 16/13 — GEM. SI/KALW. 104/10
  - ADV 100057 — OUD/KALW. 16/13 — GEM. SI/KALW. 97/13 — TKP 417
    - ADV 040182
    - ADV 010023 — OUD/KALW. 9/7 — GEM. SI/KALW. 106/7

Geboortegemak Waarde	Speenkalf Waarde	Vrugbaarheids-waarde	Onderhouds-waarde	Koeiwaarde	Groei-waarde	Karkas-waarde
97	98	107	112	102	85	86

Kalf en Moeder			Vrugbaarheid				Na-Speen Groei			Raam			Karkas		
Geb. Dir.	Spn. Dir.	Spn. Mat.	Skr. Omtr.	Vers Vrugb.	Koei Vrugb.	Lankl.	Na-Speen	GDT	VOV	Volw. Gewig	Hoogte	Lengte	OSO	Vet	Mar
104	101	91	87	118	93	110	96	89	74	88	69	78	103	83	90

Spn. Indeks	365D Indeks	540D Indeks	GDT Indeks	VOV Indeks	LH
104	95	96	-	-	-

Miostatien	
Q204X	Nie Getoets
NT821	Nie Getoets
F94L	Nie Getoets

OPMERKINGS:

LOGIX EBV Analise: 2026-08-17

LOT 12 — SYFERFONTEIN BOERDERY

SYF 240216
2024-09-27
SP

Ouerskap	Vaar	Moer
DNS	✔	
Genomies		

- SBJ 200014 HH(c)
  - LAR 160332 HH(c)
    - LAR 130032 HH(c)
    - LAR 120317 — OUD/KALW. 5/2 — GEM. SI/KALW. 99/2
  - SYF 140133 — OUD/KALW. 7/5 — GEM. SI/KALW. 100/4 — TKP 414
    - ADV 110062
    - SYF 990070 — OUD/KALW. 19/15 — GEM. SI/KALW. 99/14
- SYF 170307 — OUD/KALW. 8/6 — GEM. SI/KALW. 104/5 — TKP 399
  - VIL 140221
    - GEL 100113
    - VIL 110003 — OUD/KALW. 5/3 — GEM. SI/KALW. 111/3
  - SYF 140110 — OUD/KALW. 9/6 — GEM. SI/KALW. 103/5 — TKP 434
    - SYF 100247
    - ADV 030008 — OUD/KALW. 16/13 — GEM. SI/KALW. 107/11

Geboortegemak Waarde	Speenkalf Waarde	Vrugbaarheids-waarde	Onderhouds-waarde	Koeiwaarde	Groei-waarde	Karkas-waarde
88	125	99	88	119	112	121

Kalf en Moeder			Vrugbaarheid				Na-Speen Groei			Raam			Karkas		
Geb. Dir.	Spn. Dir.	Spn. Mat.	Skr. Omtr.	Vers Vrugb.	Koei Vrugb.	Lankl.	Na-Speen	GDT	VOV	Volw. Gewig	Hoogte	Lengte	OSO	Vet	Mar
91	124	109	116	108	87	111	123	110	93	112	89	104	125	98	96

Spn. Indeks	365D Indeks	540D Indeks	GDT Indeks	VOV Indeks	LH
107	115	113	-	-	-

Miostatien	
Q204X	Nie Getoets
NT821	Nie Getoets
F94L	Nie Getoets

OPMERKINGS:

LOGIX EBV Analise: 2026-08-17

DRAFT

COWS

LOT 13 *BLOUKRAAN BONSMARAS*

BKR 170064
2017-08-30
SP
AGE/CALV. 9/6
AVG. WI/CALV. 106/6
ICP 406

Parentage	Sire	Dam
DNA		
Genomic		

- **SYF 120319**
  - **SYF 100237**
    - **SYF 070036**
    - **SYF 040123** AGE/CALV. 12/10 AVG. WI/CALV. 99/10
  - **SYF 090033** AGE/CALV. 10/8 AVG. WI/CALV. 99/8 ICP 376
    - **SYF 060102**
    - **SYF 060157** AGE/CALV. 4/2 AVG. WI/CALV. 104/2
- **KRT 140078** AGE/CALV. 5/3 AVG. WI/CALV. 105/3 ICP 386
  - **SYF 100022**
    - **SYF 070036**
    - **SYF 070176** AGE/CALV. 11/9 AVG. WI/CALV. 97/9
  - **KRT 100052** AGE/CALV. 5/2 AVG. WI/CALV. 101/2 ICP 442
    - **LAR 040287**
    - **AAM 050056** AGE/CALV. 6/4 AVG. WI/CALV. 98/3

Calving Ease Value	Weaner Calf Value	Fertility Value	Maintenance Value	Cow Value	Growth Value	Carcass Value
116	119	112	105	127	105	113

Calf and Mother			Fertility				Post-Wean Growth			Frame			Carcass		
Birth Dir.	Wean Dir.	Wean Mat.	Scr. Circ.	Heifer Fert.	Cow Fert.	Longev.	Post Wean	ADG	FCR	Mature Weight	Height	Length	EMA	Fat	Mar
113	108	103	109	111	103	112	106	103	92	93	99	107	107	97	78

Wean Index	365D Index	540D Index	ADG Index	FCR Index	LH
109	112	111	-	-	-

Myostatin	
Q204X	0
NT821	0
F94L	Not Tested

REMARKS:

LOGIX EBV Analysis: 2026-08-17

LOT 14 *BLOUKRAAN BONSMARAS*

BKR 200138 HH(c)
2020-10-21
A
AGE/CALV. 5/4
AVG. WI/CALV. 103/3
ICP 376

Parentage	Sire	Dam
DNA		
Genomic		

- **MULTIPLE SIRES**
  - **ADV 120296**
    - **SYF 100072**
    - **ADV 050030** AGE/CALV. 15/12 AVG. WI/CALV. 105/12
- **BKR 180007** AGE/CALV. 8/6 AVG. WI/CALV. 100/5 ICP 428
  - **KRT 110061** AGE/CALV. 8/5 AVG. WI/CALV. 99/4 ICP 438
    - **SYF 080072**
    - **AAM 080015** AGE/CALV. 5/3 AVG. WI/CALV. 100/1

Calving Ease Value	Weaner Calf Value	Fertility Value	Maintenance Value	Cow Value	Growth Value	Carcass Value
122	105	97	126	108	85	78

Calf and Mother			Fertility				Post-Wean Growth			Frame			Carcass		
Birth Dir.	Wean Dir.	Wean Mat.	Scr. Circ.	Heifer Fert.	Cow Fert.	Longev.	Post Wean	ADG	FCR	Mature Weight	Height	Length	EMA	Fat	Mar
120	91	101	92	97	94	107	91	88	97	79	97	91	102	78	74

Wean Index	365D Index	540D Index	ADG Index	FCR Index	LH
105	109	109	-	-	-

Last Calf	
Calf ID	BKR 260109 (F)
Birth Date	2026-04-18
Sire ID	MULTIPLE SIRES

Myostatin	
Q204X	0
NT821	0
F94L	0

REMARKS:

LOGIX EBV Analysis: 2026-08-17

LOT 15 *BLOUKRAAN BONSMARAS*

BKR 230280
2023-10-02
SP
AGE/CALV. 3/1
AVG. WI/CALV. -/-
ICP -

Parentage	Sire	Dam
DNA ✔		
Genomic		

- **AH 190107**
  - **LAR 140173** HH(c)
    - **LAR 120033** HH(c)
    - **LAR 100159** AGE/CALV. 16/11 AVG. WI/CALV. 105/11
  - **SYF 150134** HH(c) AGE/CALV. 11/8 AVG. WI/CALV. 101/7 ICP 434
    - **SYF 100072**
    - **SYF 110274** AGE/CALV. 4/3 AVG. WI/CALV. 102/1
- **BKR 170064** AGE/CALV. 9/6 AVG. WI/CALV. 106/6 ICP 406
  - **SYF 120319**
    - **SYF 100237**
    - **SYF 090033** AGE/CALV. 10/8 AVG. WI/CALV. 99/8
  - **KRT 140078** AGE/CALV. 5/3 AVG. WI/CALV. 105/3 ICP 386
    - **SYF 100022**
    - **KRT 100052** AGE/CALV. 5/2 AVG. WI/CALV. 101/2

Calving Ease Value	Weaner Calf Value	Fertility Value	Maintenance Value	Cow Value	Growth Value	Carcass Value
106	117	106	103	118	113	109

Calf and Mother			Fertility				Post-Wean Growth			Frame			Carcass		
Birth Dir.	Wean Dir.	Wean Mat.	Scr. Circ.	Heifer Fert.	Cow Fert.	Longev.	Post Wean	ADG	FCR	Mature Weight	Height	Length	EMA	Fat	Mar
101	113	94	114	108	92	118	113	111	98	95	85	98	118	84	92

Wean Index	365D Index	540D Index	ADG Index	FCR Index	LH
107	118	105	-	-	-

Last Calf	
Calf ID	BKR 260041 (M)
Birth Date	2026-02-06
Sire ID	MULTIPLE SIRES

Myostatin	
Q204X	1
NT821	0
F94L	0

REMARKS:

LOGIX EBV Analysis: 2026-08-17

DRAFT

Bonsmara SA Cattle Breeders' Society

© Compiled by the South African Stud Book and Livestock Improvement Association
All Pedigree- and Performance Data has been certified as correct

Dier Info				Actual Values					Expected Breeding Values											Indices			Dam		
LOT	Animal ID	Sex	SEC	Birth Wt (kg)	205d Wt (kg)	CCB *Ratio*	Length Height *Ratio*	Scr. Circ. *(mm)*	Birth Dir (kg)	Birth Mat (kg)	Wean Dir (kg)	Wean Mat (kg)	Post Wean (kg)	Mature Weight. (kg)	ADG (g/d)	FCR (kg:kg)	Scr. Circ. (mm)	Height. (mm)	Length (mm)	Wean	ADG	Scr. Circ.	Avg. Wean Index	Nr. Calves	Repr. Index
			Breed Average						0.98	-0.28	14.9	3.7	25	22	79	-37	12.8	-3.0	14.0						
			Auction Average	34	214	6.71	-	-	0.47	-0.36	17.6	1.5	30	9	72	-15	11.4	-17	4	104	-	98	102	7.0	109
1	BKR 230120	F	SP	30	182	6.37	-	-	-0.04	-1.11	14.4	-4.6	17.2	4.1	17	-10	6.6	-28	-6	101	-	90	93	6	115
2	SYF 180206	F	SP	32	231	7.37	-	-	0.83	-0.02	9.7	3.2	14.9	-29.6	-5	36	-9.9	-7	-4	90	-	62	100	7	106
3	SYF 210416	F	SP	25	225	4.46	-	-	-0.51	-0.10	15.8	-2.9	30.8	20.4	98	-3	9.1	-31	-8	106	-	94	104	7	113
4	SYF 220006	F	SP	35	210	7.32	-	-	2.02	-0.85	23.0	8.0	41.8	29.6	124	-59	19.1	-10	21	114	-	111	107	5	99
5	SYF 220055	F	SP	35	187	5.74	-	-	0.67	-0.95	12.9	-1.1	18.3	3.9	44	9	-1.8	-19	0	93	-	76	100	13	113
6	SYF 230274	F	SP	31	228	7.67	-	-	1.61	-0.56	20.0	0.1	30.7	1.5	24	8	14.8	-18	-4	106	-	103	106	3	109
7	SYF 240002	F	SP	42	222	-	-	-	2.47	-0.67	27.1	2.5	47.1	23.7	128	-26	17.4	-12	14	110	-	108	110	6	112
8	SYF 240020	F	SP	37	210	8.22	-	-	-0.69	-0.30	19.0	0.8	34.4	17.6	137	-51	21.1	-18	6	105	-	114	103	13	109
9	SYF 240030	F	SP	33	200	6.65	-	-	0.56	0.00	19.1	-1.4	35.9	15.4	112	-33	15.1	-11	8	102	-	104	100	7	116
10	SYF 240086	F	SP	35	175	6.48	-	-	-1.62	0.48	8.2	-0.3	11.4	-6.1	-6	15	4.9	-36	-20	99	-	87	98	7	114
11	SYF 240088	F	SP	39	186	6.79	-	-	0.53	0.83	15.7	1.1	22.1	3.8	40	6	5.1	-28	-6	104	-	87	101	5	111
12	SYF 240216	F	SP	40	261	6.51	-	-	1.90	0.30	27.7	6.6	50.3	39.5	117	-25	22.4	-12	17	107	-	116	104	6	108
13	BKR 170064	F	SP	30	244	-	-	-	-0.38	-0.83	19.2	4.7	35.0	12.0	89	-24	18.1	-4	20	109	-	109	105	3	104
14	BKR 200138	F	A	30	221	6.76	-	-	-1.11	-0.56	10.2	4.1	20.0	-9.2	34	-31	7.7	-5	5	105	-	92	100	6	103
15	BKR 230280	F	SP	34	231	6.83	-	-	0.88	-1.02	22.2	1.8	41.3	15.5	120	-33	20.9	-15	12	107	-	114	106	6	107

DRAFT

© Compiled by the South African Stud Book and Livestock Improvement Association
All Pedigree- and Performance Data has been certified as correct

EXPLANATION OF CATALOGUE ABBREVIATIONS		VERDUIDELIKING VAN KATALOGUS AFKORTINGS	
Lot Number	LOT	LOT	Lot Nommer
Estimated breeding value	EBV	EBV	Beraamde teelwaarde
Parentage verification	Parentage	Ouerskap	Ouerskap verifikasie
Age in years / Number of calvings	AGE. / CALV.	OUD. / KALF.	Ouderdom in jaar / Aantal kalwings
Average Wean index / Number of calves weaned	Ave WI / CALV.	GEM SI / KALF.	Gemiddelde speen indeks / Aantal kalwers gespeen
Animal identification number	ID	ID	Dier se identifikasie nommer
Herd Book Section	SEC	AFD	Kuddeboek Afdeling
Herd Book Section: Pending Registration	PEN	PEN	Kuddeboek Afdeling: Wag vir Registrasie
Herd Book Section: Not for Registration	NFR	NFR	Kuddeboek Afdeling: Nie vir Registrasie
Herd Book Section: Foundation Generation	FO	FO	Kuddeboek Afdeling: Fondasie Generasie
Herd Book Section: Appendix A	A	A	Kuddeboek Afdeling: Aanhangsel A
Herd Book Section: Appendix B	B	B	Kuddeboek Afdeling: Aanhangsel B
Herd Book Section: Studbook Proper, a registered animal	SP	SP	Kuddeboek Afdeling: Studbook Proper, 'n geregistreerde dier
Genomically Tested	GT	GT	Genomies Getoets
Homozygous Horned (Celtic test)	HH(c)	HH(c)	Homosigoties horings (Celtic toets)
Homozygous Polled (Celtic test)	PP(c)	PP(c)	Homosigotiets Poena (Celtic toets)
Heterozygous Polled (Celtic test)	Pp(c)	Pp(c)	Heterosigoties Poena (Celtic toets)
Phenotypically Polled	P	P	Fenotipies Poena
Intercalving Period	ICP	TKP	Tussen-Kalf Periode
Birth Direct breeding value	Birth Dir.	Geb. Dir	Geboorte Direk teelwaarde
Wean Direct breeding value	Wean Dir.	Spn. Dir.	Speen Direk teelwaarde
Wean Maternal breeding value	Wean Mat.	SPn. Mat.	Speen Maternaal teelwaarde
Scrotal Circumference	Scr. Circ.	Skr. Omt.	Skrotum omtrek
Heifer Fertility	Heifer Fert.	Vers Vrugb.	Vers Vrugbaarheid
Cow Fertility	Cow Fert.	Koei Vrugb.	Koei Vrugbaarheid
Longevity	Longev.	Lankl.	Lanklewendheid
Mature Weight	Mat. Wt.	Volw. Gewig	Volwasse gewig
Average Daily Gain (g/day)	ADG	GDT	Gemiddelde Daaglikse Toename
Feed Conversion Ratio (kg:kg)	FCR	VOV	Voeromset Verhouding
Eye Muscle Area	EMA	OSO	Oogspier grootte
Backfat Thickness	Fat	Vet	Rugvet Diepte
Marbeling (intra-muscular fat)	Mar	Mar	Marmering (binne-spierse vet)
365-day weight index	365D Index	365D Indeks	365-dae gewig indeks
540-day weight index	540D Index	540D Indeks	540-dae gewig indeks
Length-Height ratio	LH	LH	Lengte-Hoogte Verhouding
Actual Birth weight	Birth Wt.	Geb. gewig	Werklike Geboorte gewig
205-day Dam-age corrected weight	205d Wt.	205d gewig	205-dag Moeder-ouderdom gekorrigeerde gewig
Cow-Calf Birth Ratio	CCG	KKG	Koei-Kalf Geboorte Verhouding
Cow-Calf Wean Ratio	CCW	KKS	Koei-Kalf Speen Verhouding
Average Weaning Index	Avg. Wean Index	Gem. Spn. Indeks	Gemiddelde speen indeks
Number of Calves	Nr. Calves	Aant. Kalw.	Aantal kalwers
Reproduction Index	Repr. Index	Repr. Indeks	Reproduksie indeks
Animal sex: M - Male, F - Female	M / F	M / V	Dier geslag: M - Manlik, V - Vroulik