AMPTELIKE VEILINGSKATALOGUS VIR / OFFICIAL AUCTION CATALOGUE FOR

LEONLIZA - EIE GEBRUIK

Veilingsdatum / Auction Date:
30 October 2026

Data soos op / Data as on:
29 September 2026

BONSMARA SA

SA STAMBOEK STUD BOOK

DRAFT

SALES UNDER AUSPICES OF BONSMARA SA

Bonsmara stud breeding is subject to the stipulations of the Livestock Improvement Act and conforms to the standards of Bonsmara SA. The Society therefore has the right to implement certain controls to ensure the accuracy of information regarding Parentage, Performance and Estimated Breeding Values.

Information regarding Parentage, Performance and Estimated Breeding Values of animals, as supplied by the breeder, have been verified and compared to the official database of LOGIX BEEF. Bonsmara SA therefore, confirms the accuracy of such information.

To the knowledge of the Society these controls have been carried out accurately. However, the Society does not take any responsibility for incorrect information through printing errors or incorrect information provided by the breeder.

Animals on such sales have been visually screened by Inspectors of Bonsmara SA and comply with the Bonsmara Minimum Breed Standards as stipulated by the Society.

The Society DOES NOT have any control over:

- Immunization and health status of animals
- Pregnancy status of cows and heifers
- Suitability of a bull for breeding
- Fertility status as well as venereal diseases and
- Commercial animals

Since the above is not classified as information regarding Parentage, Performance and Estimated Breeding Values, it DOES NOT fall within the jurisdiction of the meaning "Under the Auspices of Bonsmara SA".

VEILINGS ONDER BESKERMING VAN BONSMARA SA

Bonsmara stoetteling wat onderhewig is aan die bepalings van die Veeverbeteringswet, vind plaas onder die vaandel van Bonsmara SA. Daarom behou die Genootskap hom die reg voor om kontroles volgens bepaalde prosedures uit te oefen ten opsigte van Ouerskap inligting, Prestasiedata en Beraamde Teelwaardes.

Ouerskap inligting, Prestasiedata en Beraamde Teelwaardes soos deur die teler voorsien vir die doel van hierdie katalogus, is gekontroleer en vergelyk met die amptelike databasis soos gehou deur LOGIX BEEF. Bonsmara SA bevestig dus die korrektheid van sodanige inligting.

Alhoewel die kontroles na die beste wete van die Genootskap gedoen is, kan die Genootskap egter nie verantwoordelik gehou word vir foutiewe inligting as gevolg van drukkersfoute of verkeerde inligting deur die telers verskaf nie.

Diere wat op hierdie veilings aangebied word, is onderwerp aan 'n proses van visuele inspeksie deur Keurders van Bonsmara SA en voldoen aan die Bonsmara Minimum Rasstandaarde soos bepaal deur die Genootskap.

Die Genootskap het egter GEEN beheer oor:

- Immunisering en gesondheidstatus van diere
- Dragtigheidstatus van koeie en verse
- Teelgeskiktheid van bulle
- Vrugbaarheidstatus, asook geslagsiektes en
- Kommersiële diere nie.

Aangesien bogenoemde nie val onder die bedoeling met Ouerskap inligting, Prestasiedata en Beraamde Teelwaardes nie, sorteer dit NIE onder die jurisdiksie van die bedoeling "Onder beskerming van Bonsmara SA" nie.

DRAFT

ANIMAL AND PEDIGREE INFORMATION

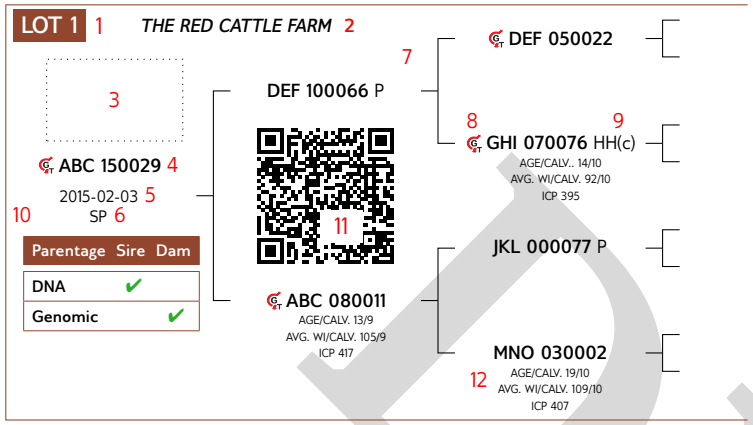

1. Lot Number
2. Owner of the animal
3. Herd's logo (if available)
4. Animal Identification Number
5. Birth date
6. Herd book section - NFR / PEN / F0 / A / B / SP
7. Four (4) generation pedigree
8. Genomic testing - it is indicated with the **GT** logo
9. Polled Status - the status will only be printed for animals that have been tested
10. Parentage Verification - a green tick (✔) indicates that the sire and/or dam has been verified via either microsatellite (DNA), or Genomic testing
11. QR Code - This code can be scanned with a smartphone or tablet. It redirects to the animal's information on **www.SABeefBulls.com** where all information for the animal is available.
12. Dam information
    - Age and Number of Calvings
    - Average Wean Index and Number of Calves Weaned
    - Intercalving Period

MYOSTATIN STATUS

The animal's status, if tested for myostatin variants, is indicated as follows:

- Not Tested
- 0 - Normal
- 1 - Heterozygous / Carrier of Double-Muscling gene
- 2 - Homozygous / Double-Muscled

LOGIX SELECTION VALUES

Calving Ease Value	Weaner Calf Value	Fertility Value	Maintenance Value	Cow Value	Growth Value	Carcass Value
109	98	111	99	101	98	103
1	2	3	4	5	6	7



5 LOGIX Cow Value

Selection of:

- Fertile cows,
- with low maintenance,
- that calf easily,
- and wean heavy calves relative to own weight

1 Calving Ease Value	EBVs Birth Direct & Maternal
Calf Growth Value	EBV Wean Direct
3 Fertility Value	EBVs Cow & Heifer Fertility, EBV Longevity
Milk Value	EBV Wean Maternal
4 Maintenance Value	EBVs Mature weight & Milk

2 LOGIX Weaner Calf Value

Selection for heavy weaners

Measurements: Weaning weight, Birth weight, and Mature weight

EBVs: Wean direct & maternal, Birth direct & maternal, Mature weight

6 LOGIX Growth Value

Selection for efficient growers on veld and in feedlot

Measurements: Phase C and D Growth test traits

EBVs: Weaning weight, End weight, ADG and Intake

7 LOGIX Carcass Value

Selection for higher meat yields on a carcass

Measurements: Phase C and D Growth test traits, RTU scanning traits

EBVs: End weight, Eye Muscle Area and Fat

HOW TO USE SELECTION VALUES

Sub-values sould also be compatible with your selection goal. Don't select only on the Cow Value

AVERAGE ANIMALS

(NO GROWTH EXTREMES)

- Selection Values 90 to 110
- Cow Value & Fertility Value average to high

A safe choice, as animals are profitble in most environments.

GROWERS

(GOOD ENVIRONMENT)

- Weaner Calf / Growth Value > 110
- Cow Value & Fertility Value average to high

Growers are heavier at birth (lower Calving Ease Value), and heavier at maturity (lower Maintenance Value).

LOW-MAINTENANCE ANIMALS

(HARSH ENVIRONMENT)

- Maintence Value > 110
- Cow Value & Fertility Value average to high

Lighter cows have a lower maintenance (higher Maintenance Value).

INTERPRETATION OF BREEDING VALUE INDICES AND SELECTION VALUES

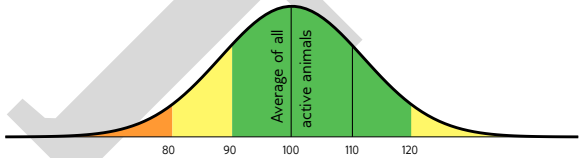

Average between 90 and 110, Acceptable between 80 and 120

DRAFT

© Compiled by the South African Stud Book and Livestock Improvement Association
All Pedigree- and Performance Data has been certified as correct

EXPLANATION OF BREEDING VALUES AND SELECTION VALUES

		Traits		Description/Measurement	Goal	General Guidelines	<80	<90	90-110	>110	>120	
Selection Values	5	**Cow Value**	CV	Combination of Calving Ease, Calf Growth, Milk, Maintenance and Fertility Values (Rand-Value)	Profitable Cow	Loss						Profit
	1	**Calving Ease Value**	CEV	Risk for calving problems (calf too heavy) vs calf too small	Average birth weight	High						Low
		Calf Growth Value	CGrV	Calf's genetic ability for pre-weaning growth	Heavy weaner calf	Light						Heavy
		Milk Value	MlkV	Cow's genetic mothering and milking ability	Enough milk for the calf	Less						More
	4	**Maintenance Value**	MntV	Maintenance requirements of cow (cow weight and milk)	Low cow maintenance	High					*	Low
	3	**Fertility Value**	FertV	Fertility and retention of cows and heifers	Fertile cows	Low						High
	2	**Weaner Calf Value**	WnCV	Combination of calf's weight and cow's milk	Heavy weaner calves	Light						Heavy
	6	**Growth Value**	GV	Efficient growth on veld and in feedlot (Rand-value)	Profitable growth	Loss						Profit
	7	**Carcass Value**	VarcV	Meat on carcass (Weight and RTU EBVs)	More meat on the carcass	Less						More
		Production Value	PV	Combination of Cow- and Growth values (Rand-value)	Profitable animals	Loss						Profit
Cow & Heifer	8	**Birth Weight Direct**	BD	Birth weight (Calf's genetic ability)	Average birth weight	Heavy						Light
		Birth Weight Maternal	BM	Birth weight (Cow's genetic ability)	Easy calving	Heavy						Light
	9	**Weaning Weight Direct**	WD	Weaning weight (Calf's genetic ability)	Heavy weaner calves	Light						Heavy
	10	**Weaning Weight Maternal**	WM	Weaning weight (Cow's genetic ability)	Good mothers	Poor						Good
	18	**Mature Cow Weight**	MW	Cow weight at weaning of first three calves	Average mature cow weight	Light				*	*	Heavy
		Cow-Calf Birth	CCB	EBV Birth Direct / EBV Mature Cow weight	Average	Low						High
		Cow-Calf Wean	CCW	EBV Wean Direct / EBV Mature Cow weight	High calf-cow ratio	Low						High
Fertility	12	**Heifer Fertility**	HF	Age at first calving	Fertile heifers	Less						More
	13	**Cow Fertility**	CF.E	First 3 inter-calving periods (ICPs)	Fertile cows	Less						More
	11	**Scrotal Circumference**	SC	Scrotal circumference as measured during the growth test	Fertile bulls	Less						More
	14	**Longevity**	LG	Retention of progeny	Acceptable progeny	Poor						Good
Growth & Frame	15	**Post-Wean Weight**	PWn	12- and 18 month weights	Good post-wean growth	Low					*	High
	16	**Average Daily Gain**	ADG	Average daily gain	Good growth	Poor						Good
	17	**Feed Conversion Ratio**	FCR	100g feed intake / g weight gain	Feed efficiency	Poor						Good
		Final Test Weight	FW	Final weight in the growth test	Heavy carcass	Light					*	Heavy
	19	**Height**	H	Shoulder height in growth test	Average height	Short						Tall
	20	**Length**	L	Length in growth test	Longer for more muscle	Short						Long
	24	**Length-Height Ratio**	LH	EBV Length / EBV Height	Longer rather than tall	<1						>1
Carcass	21	**Eye Muscle Area**	EMA	RTU measured eye muscle area	Bigger steaks	Small						Big
	22	**Fat Thickness**	Fat	RTU measured P8 backfat thickness	Carcass quality	Thin						Thick
	23	**Marbling**	Mar	RTU measured % of intra-muscular fat	Juicy meat	Low						High
		Dressing Percentage	D%	Carcass weight / Live weight	High dressing percentage	Low						High

* Determined by own selection goal

GENETIC VALUES - BUILDING BLOCKS

Calf and Mother			Fertility				Post-Wean Growth			Frame			Carcass		
Birth Dir.	Wean Dir.	Wean Mat.	Scrot. Circ.	Heifer Fert.	Cow Fert.	Longev.	Post Wean	ADG	FCR	Mature Weight	Height	Length	EMA	Fat	Mar
99	99	90	97	75	92	85	100	94	93	92	123	110	104	100	79
8	9	10	11	12	13	14	15	16	17	18	19	20	21	22	23

The Logix Selection Values are compiled of specific genetic building blocks, as indicated in the selection value descriptions on the previous page. These genetic building blocks are indicated in the catalogue by their Breeding Value Indices.

PHENOTYPIC VALUES

Wean Index	365D Index	540D Index	ADG Index	FCR Index	Scrotum	LH
109	104	105	122	117	327	1.22
			16	17	11	24

- Wean, 365D, 504D, ADG and FCR Indices - phenotypic index obtained within the animal's contemporary group
- Scrotum - adjusted scrotal circumference, in mm, as measured during the growth test
- Length-Height Ratio (LH) - the animal's length / height ratio as measured during the growth test

DRAFT

© Compiled by the South African Stud Book and Livestock Improvement Association
All Pedigree- and Performance Data has been certified as correct

BULLS

LOT 1

P.F. SCHEEPERS

HP 220066 HH(c)
2022-04-27
SP

Parentage	Sire	Dam
DNA	✔	✔
Genomic		

- HP 140240
  - BPJ 080022
    - FCT 000065
    - LA 980057 — AGE/CALV. 13/9, AVG. WI/CALV. 102/8
  - HJS 010038 — AGE/CALV. 18/14, AVG. WI/CALV. 103/13, ICP 413
    - AG 920282
    - HJS 970079 — AGE/CALV. 14/11, AVG. WI/CALV. 109/9
- HP 150254 — AGE/CALV. 11/9, AVG. WI/CALV. 99/8, ICP 366
  - FCT 080118
    - FCT 050041
    - FCT 050072 — AGE/CALV. 9/8, AVG. WI/CALV. 97/8
  - HP 070107 — AGE/CALV. 12/10, AVG. WI/CALV. 96/10, ICP 395
    - HP 040022
    - HP 040150 — AGE/CALV. 5/3, AVG. WI/CALV. 92/3

Calving Ease Value	Weaner Calf Value	Fertility Value	Maintenance Value	Cow Value	Growth Value	Carcass Value
95	102	91	96	97	93	107

Calf and Mother			Fertility				Post-Wean Growth			Frame			Carcass		
Birth Dir.	Wean Dir.	Wean Mat.	Scr. Circ.	Heifer Fert.	Cow Fert.	Longev.	Post Wean	ADG	FCR	Mature Weight	Height	Length	EMA	Fat	Mar
98	105	102	107	71	107	108	105	88	83	103	88	93	116	114	112

Wean Index	365D Index	540D Index	ADG Index	FCR Index	Scrotum	LH
101	-	-	96	-	360	1.25

Myostatin	
Q204X	0
NT821	0
F94L	0

REMARKS:

LOGIX EBV Analysis: 2026-09-17

LOT 2

LEONLIZA BONSMARAS

LAR 220013 HH(c)
2022-02-03
SP

Parentage	Sire	Dam
DNA	✔	
Genomic	✔	

- LAR 180039 HH(c)
  - LAR 140200
    - LAR 120033 HH(c)
    - LAR 100152 — AGE/CALV. 15/12, AVG. WI/CALV. 100/11
  - LAR 150254 — AGE/CALV. 11/8, AVG. WI/CALV. 96/8, ICP 378
    - JRP 110073
    - LAR 110170 — AGE/CALV. 10/8, AVG. WI/CALV. 94/8
- LAR 150253 — AGE/CALV. 11/7, AVG. WI/CALV. 103/6, ICP 463
  - LAR 120026 HH(c)
    - LAR 070055
    - LAR 090231 — AGE/CALV. 17/13, AVG. WI/CALV. 105/12
  - LAR 050151 — AGE/CALV. 20/15, AVG. WI/CALV. 102/15, ICP 376
    - LAR 020101
    - LAR 960066 — AGE/CALV. 17/14, AVG. WI/CALV. 98/13

Calving Ease Value	Weaner Calf Value	Fertility Value	Maintenance Value	Cow Value	Growth Value	Carcass Value
83	105	101	94	97	109	108

Calf and Mother			Fertility				Post-Wean Growth			Frame			Carcass		
Birth Dir.	Wean Dir.	Wean Mat.	Scr. Circ.	Heifer Fert.	Cow Fert.	Longev.	Post Wean	ADG	FCR	Mature Weight	Height	Length	EMA	Fat	Mar
69	119	76	125	91	103	110	116	109	117	106	75	96	121	76	113

Wean Index	365D Index	540D Index	ADG Index	FCR Index	Scrotum	LH
93	94	95	-	-	-	-

Myostatin	
Q204X	0
NT821	0
F94L	0

REMARKS:

LOGIX EBV Analysis: 2026-09-17

LOT 3

LEONLIZA BONSMARAS

LAR 230194
2023-09-25
SP

Parentage	Sire	Dam
DNA		
Genomic		

- LAR 190373 HH(c)
  - LFR 150032
    - HJL 120124
    - BEI 070040 — AGE/CALV. 17/14, AVG. WI/CALV. 103/12
  - LAR 080245 — AGE/CALV. 18/14, AVG. WI/CALV. 104/13, ICP 409
    - LAR 040287
    - LAR 990346 — AGE/CALV. 9/7, AVG. WI/CALV. 104/7
- LAR 130039 — AGE/CALV. 13/10, AVG. WI/CALV. 112/8, ICP 398
  - BP 100017
    - WCS 060011
    - BP 070007 — AGE/CALV. 11/7, AVG. WI/CALV. 104/6
  - LAR 100316 — AGE/CALV. 16/11, AVG. WI/CALV. 103/11, ICP 412
    - LAR 080054
    - LAR 050151 — AGE/CALV. 20/15, AVG. WI/CALV. 102/15

Calving Ease Value	Weaner Calf Value	Fertility Value	Maintenance Value	Cow Value	Growth Value	Carcass Value
76	128	103	78	118	125	127

Calf and Mother			Fertility				Post-Wean Growth			Frame			Carcass		
Birth Dir.	Wean Dir.	Wean Mat.	Scr. Circ.	Heifer Fert.	Cow Fert.	Longev.	Post Wean	ADG	FCR	Mature Weight	Height	Length	EMA	Fat	Mar
71	125	120	118	109	91	115	129	126	122	125	112	129	118	86	94

Wean Index	365D Index	540D Index	ADG Index	FCR Index	Scrotum	LH
113	-	-	98	-	326	1.20

Myostatin	
Q204X	0
NT821	0
F94L	0

REMARKS:

LOGIX EBV Analysis: 2026-09-17

DRAFT

© Compiled by the South African Stud Book and Livestock Improvement Association
All Pedigree- and Performance Data has been certified as correct

BULLE

LOT 4

VV 040046 HH(c)
2004-05-07
SP

Ouerskap	Vaar	Moer
DNS		
Genomies		

VV 010292
- B 970059
  - VV 940335
  - BG 940063 (OUD/KALW. 16/13, GEM. SI/KALW. 103/13)
- VV 960374 (OUD/KALW. 10/8, GEM. SI/KALW. 107/8, TKP 391)
  - VV 940061
  - VV N 0131 (OUD/KALW. 10/7, GEM. SI/KALW. 109/7)

VV 000092 (OUD/KALW. 17/13, GEM. SI/KALW. 104/11, TKP 364)
- VV 960318
  - VV 930016
  - V E 0174 (OUD/KALW. 13/11, GEM. SI/KALW. 105/10)
- VV N 0106 (OUD/KALW. 12/10, GEM. SI/KALW. 98/9, TKP 363)
  - IVY H 0324
  - V B 0003 (OUD/KALW. 11/9, GEM. SI/KALW. 97/7)

Geboortegemak Waarde	Speenkalf Waarde	Vrugbaarheids-waarde	Onderhouds-waarde	Koeiwaarde	Groei-waarde	Karkas-waarde
118	121	94	110	120	102	113

Kalf en Moeder			Vrugbaarheid				Na-Speen Groei			Raam			Karkas		
Geb. Dir.	Spn. Dir.	Spn. Mat.	Skr. Omtr.	Vers Vrugb.	Koei Vrugb.	Lankl.	Na-Speen	GDT	VOV	Volw. Gewig	Hoogte	Lengte	OSO	Vet	Mar
115	108	104	115	123	83	95	115	102	105	88	92	112	107	109	91

Spn. Indeks	365D Indeks	540D Indeks	GDT Indeks	VOV Indeks	Skrotum	LH
103	-	-	113	-	337	1.24

Miostatien	
Q204X	0
NT821	0
F94L	0

OPMERKINGS:

LOGIX EBV Analise: 2026-09-17

LOT 5

CSW 080019
2008-04-17
SP

Ouerskap	Vaar	Moer
DNS		
Genomies		

CSW 040084
- CSW 990118
  - BG 960125
  - CSW 960077 (OUD/KALW. 13/10, GEM. SI/KALW. 97/10)
- CSW 020002 (OUD/KALW. 4/2, GEM. SI/KALW. 101/2, TKP 382)
  - BG 960125
  - CSW 990083 (OUD/KALW. 3/1, GEM. SI/KALW. 95/1)

CSW 060022 (OUD/KALW. 13/9, GEM. SI/KALW. 106/9, TKP 481)
- BG 020058 Pp(c)
  - FCT 980063
  - B 930207 (OUD/KALW. 14/10, GEM. SI/KALW. 102/10)
- CSW 030117 (OUD/KALW. 6/4, GEM. SI/KALW. 108/4, TKP 354)
  - WAT 000316
  - CSW 010018 (OUD/KALW. 12/9, GEM. SI/KALW. 99/8)

Geboortegemak Waarde	Speenkalf Waarde	Vrugbaarheids-waarde	Onderhouds-waarde	Koeiwaarde	Groei-waarde	Karkas-waarde
115	122	97	129	123	78	98

Kalf en Moeder			Vrugbaarheid				Na-Speen Groei			Raam			Karkas		
Geb. Dir.	Spn. Dir.	Spn. Mat.	Skr. Omtr.	Vers Vrugb.	Koei Vrugb.	Lankl.	Na-Speen	GDT	VOV	Volw. Gewig	Hoogte	Lengte	OSO	Vet	Mar
116	103	108	108	122	81	100	101	76	78	75	90	98	104	101	53

Spn. Indeks	365D Indeks	540D Indeks	GDT Indeks	VOV Indeks	Skrotum	LH
108	-	-	110	-	333	1.22

Miostatien	
Q204X	Nie Getoets
NT821	Nie Getoets
F94L	Nie Getoets

OPMERKINGS:

LOGIX EBV Analise: 2026-09-17

LOT 6

LEONLIZA BONSMARAS

AG 200056
2020-05-29
SP

Ouerskap	Vaar	Moer
DNS	✔	✔
Genomies		

AG 170004
- AG 130195
  - TOR 050216
  - AG 090460 (OUD/KALW. 14/11, GEM. SI/KALW. 99/11)
- AG 050151 (OUD/KALW. 15/10, GEM. SI/KALW. 96/10, TKP 442)
  - AG 000100
  - AG 030206 (OUD/KALW. 5/4, GEM. SI/KALW. 103/4)

AG 170853 (OUD/KALW. 5/2, GEM. SI/KALW. 108/2, TKP 509)
- AG 130456
  - AG 080204
  - AG 040418 (OUD/KALW. 14/13, GEM. SI/KALW. 100/13)
- AG 150563 (OUD/KALW. 10/6, GEM. SI/KALW. 104/5, TKP 460)
  - AG 110263
  - AG 120578 (OUD/KALW. 13/8, GEM. SI/KALW. 101/8)

Geboortegemak Waarde	Speenkalf Waarde	Vrugbaarheids-waarde	Onderhouds-waarde	Koeiwaarde	Groei-waarde	Karkas-waarde
80	104	88	108	92	83	89

Kalf en Moeder			Vrugbaarheid				Na-Speen Groei			Raam			Karkas		
Geb. Dir.	Spn. Dir.	Spn. Mat.	Skr. Omtr.	Vers Vrugb.	Koei Vrugb.	Lankl.	Na-Speen	GDT	VOV	Volw. Gewig	Hoogte	Lengte	OSO	Vet	Mar
72	105	106	56	88	91	101	100	80	78	90	112	94	90	89	92

Spn. Indeks	365D Indeks	540D Indeks	GDT Indeks	VOV Indeks	Skrotum	LH
104	111	98	-	-	-	-

Miostatien	
Q204X	0
NT821	Nie Getoets
F94L	Nie Getoets

OPMERKINGS:

LOGIX EBV Analise: 2026-09-17

DRAFT

BULLS

LOT 7 — *BLINKWATER MEULE*

HP 170092 Pp(c)
2017-05-11
SP

Parentage	Sire	Dam
DNA	✔	
Genomic	✔	

- **BG 020058** Pp(c)
  - **FCT 980063**
    - **EI 940339**
    - **FCT 910085** AGE/CALV. 10/9 AVG. WI/CALV. 90/8
  - **B 930207** AGE/CALV. 14/10 AVG. WI/CALV. 102/10 ICP 371
    - **LEL K 0095**
    - **OB H 0197** AGE/CALV. 9/8 AVG. WI/CALV. 101/8
- **HP 110034** AGE/CALV. 10/8 AVG. WI/CALV. 103/8 ICP 393
  - **HDT 060002** Pp(c)
    - **HDT 030033** P
    - **HDT 020026** P AGE/CALV. 12/9 AVG. WI/CALV. 98/9
  - **HP 050022** AGE/CALV. 15/12 AVG. WI/CALV. 104/12 ICP 388
    - **HP 010080**
    - **HP 970108** AGE/CALV. 15/13 AVG. WI/CALV. 101/13

Calving Ease Value	Weaner Calf Value	Fertility Value	Maintenance Value	Cow Value	Growth Value	Carcass Value
89	112	67	96	94	87	102

Calf and Mother			Fertility				Post-Wean Growth			Frame			Carcass		
Birth Dir.	Wean Dir.	Wean Mat.	Scr. Circ.	Heifer Fert.	Cow Fert.	Longev.	Post Wean	ADG	FCR	Mature Weight	Height	Length	EMA	Fat	Mar
101	107	123	64	88	67	94	105	82	71	101	99	95	123	95	71

Wean Index	365D Index	540D Index	ADG Index	FCR Index	Scrotum	LH
94	-	-	124	-	333	1.26

Myostatin	
Q204X	0
NT821	0
F94L	0

REMARKS:

LOGIX EBV Analysis: 2026-09-17

LOT 8 — *WILLAND BOERDERY EDMS BPK*

SYF 170091 HH(c)
2017-03-18
SP

Parentage	Sire	Dam
DNA	✔	
Genomic		

- **GEL 100113**
  - **GEL 060132**
    - **ADV 010011**
    - **ADV 030070** AGE/CALV. 10/7 AVG. WI/CALV. 98/6
  - **GEL 050008** AGE/CALV. 7/5 AVG. WI/CALV. 105/5 ICP 352
    - **ADV 010011**
    - **GEL 970006** AGE/CALV. 15/7 AVG. WI/CALV. 106/8
- **SYF 070104** AGE/CALV. 14/12 AVG. WI/CALV. 98/10 ICP 367
  - **ADV 030016**
    - **AG J 0008**
    - **AG 990280** AGE/CALV. 6/4 AVG. WI/CALV. 101/3
  - **SYF 000059** AGE/CALV. 15/12 AVG. WI/CALV. 101/12 ICP 380
    - **RCO 960016**
    - **SYF 970164** AGE/CALV. 12/10 AVG. WI/CALV. 107/10

Calving Ease Value	Weaner Calf Value	Fertility Value	Maintenance Value	Cow Value	Growth Value	Carcass Value
128	120	98	103	123	95	91

Calf and Mother			Fertility				Post-Wean Growth			Frame			Carcass		
Birth Dir.	Wean Dir.	Wean Mat.	Scr. Circ.	Heifer Fert.	Cow Fert.	Longev.	Post Wean	ADG	FCR	Mature Weight	Height	Length	EMA	Fat	Mar
123	107	103	118	103	98	97	105	99	106	95	110	109	104	71	53

Wean Index	365D Index	540D Index	ADG Index	FCR Index	Scrotum	LH
102	-	-	96	-	389	1.20

Myostatin	
Q204X	1
NT821	0
F94L	0

REMARKS:

LOGIX EBV Analysis: 2026-09-17

DRAFT

Bonsmara SA Cattle Breeders' Society

© Compiled by the South African Stud Book and Livestock Improvement Association
All Pedigree- and Performance Data has been certified as correct

Dier Info				Actual Values					Expected Breeding Values											Indices			Dam		
LOT	Animal ID	Sex	SEC	Birth Wt (kg)	205d Wt (kg)	CCB *Ratio*	Length Height *Ratio*	Scr. Circ. *(mm)*	Birth Dir (kg)	Birth Mat (kg)	Wean Dir (kg)	Wean Mat (kg)	Post Wean (kg)	Mature Weight. (kg)	ADG (g/d)	FCR (kg:kg)	Scr. Circ. (mm)	Height. (mm)	Length (mm)	Wean	ADG	Scr. Circ.	Avg. Wean Index	Nr. Calves	Repr. Index
	Breed Average								0.98	-0.28	14.9	3.7	25	22	79	-37	12.8	-3.0	14.0						
	Auction Average			37	228	6.90	1.23	346	1.43	-0.23	20.2	5.3	37	19	62	-29	13.5	-5	17	102	106	101	104	9.0	104
1	HP 220066	M	SP	35	222	6.1	1.25	360	1.18	0.15	17.6	4.2	32.6	26.9	36	-9	16.9	-13	8	101	96	107	99	9	114
2	LAR 220013	M	SP	42	221	-	-	-	4.18	-0.94	25.2	-3.5	44.1	31.2	113	-65	27.5	-23	10	93	-	125	103	7	95
3	LAR 230194	M	SP	39	262	-	1.20	326	4.01	0.18	28.2	10.0	56.3	58.5	177	-73	23.4	7	39	113	98	118	112	10	104
4	VV 040046	M	SP	35	203	-	1.24	337	-0.63	-1.54	19.1	4.8	44.5	5.1	87	-45	21.5	-9	24	103	113	115	104	13	107
5	CSW 080019	M	SP	35	253	7.45	1.22	333	-0.68	-0.10	16.7	6.0	29.5	-14.7	-10	-1	17.6	-11	12	108	110	108	106	9	96
6	AG 200056	M	SP	38	254	9.38	-	-	3.91	-0.42	17.5	5.5	27.5	8.1	2	-0	-13.7	6	8	104	-	56	108	2	94
7	HP 170092	M	SP	39	193	6.11	1.26	333	0.92	1.92	18.7	10.8	31.0	24.0	11	11	-8.8	-4	10	94	124	64	103	8	109
8	SYF 170091	M	SP	30	219	5.45	1.20	389	-1.44	-1.08	18.6	4.6	34.1	15.1	77	-47	23.6	5	22	102	96	118	98	12	115

DRAFT

© Compiled by the South African Stud Book and Livestock Improvement Association
All Pedigree- and Performance Data has been certified as correct

EXPLANATION OF CATALOGUE ABBREVIATIONS		VERDUIDELIKING VAN KATALOGUS AFKORTINGS	
Lot Number	LOT	LOT	Lot Nommer
Estimated breeding value	EBV	EBV	Beraamde teelwaarde
Parentage verification	Parentage	Ouerskap	Ouerskap verifikasie
Age in years / Number of calvings	AGE. / CALV.	OUD. / KALF.	Ouderdom in jaar / Aantal kalwings
Average Wean index / Number of calves weaned	Ave WI / CALV.	GEM SI / KALF.	Gemiddelde speen indeks / Aantal kalwers gespeen
Animal identification number	ID	ID	Dier se identifikasie nommer
Herd Book Section	SEC	AFD	Kuddeboek Afdeling
Herd Book Section: Pending Registration	PEN	PEN	Kuddeboek Afdeling: Wag vir Registrasie
Herd Book Section: Not for Registration	NFR	NFR	Kuddeboek Afdeling: Nie vir Registrasie
Herd Book Section: Foundation Generation	FO	FO	Kuddeboek Afdeling: Fondasie Generasie
Herd Book Section: Appendix A	A	A	Kuddeboek Afdeling: Aanhangsel A
Herd Book Section: Appendix B	B	B	Kuddeboek Afdeling: Aanhangsel B
Herd Book Section: Studbook Proper, a registered animal	SP	SP	Kuddeboek Afdeling: Studbook Proper, 'n geregistreerde dier
Genomically Tested	GT	GT	Genomies Getoets
Homozygous Horned (Celtic test)	HH(c)	HH(c)	Homosigoties horings (Celtic toets)
Homozygous Polled (Celtic test)	PP(c)	PP(c)	Homosigotiets Poena (Celtic toets)
Heterozygous Polled (Celtic test)	Pp(c)	Pp(c)	Heterosigoties Poena (Celtic toets)
Phenotypically Polled	P	P	Fenotipies Poena
Intercalving Period	ICP	TKP	Tussen-Kalf Periode
Birth Direct breeding value	Birth Dir.	Geb. Dir	Geboorte Direk teelwaarde
Wean Direct breeding value	Wean Dir.	Spn. Dir.	Speen Direk teelwaarde
Wean Maternal breeding value	Wean Mat.	SPn. Mat.	Speen Maternaal teelwaarde
Scrotal Circumference	Scr. Circ.	Skr. Omt.	Skrotum omtrek
Heifer Fertility	Heifer Fert.	Vers Vrugb.	Vers Vrugbaarheid
Cow Fertility	Cow Fert.	Koei Vrugb.	Koei Vrugbaarheid
Longevity	Longev.	Lankl.	Lanklewendheid
Mature Weight	Mat. Wt.	Volw. Gewig	Volwasse gewig
Average Daily Gain (g/day)	ADG	GDT	Gemiddelde Daaglikse Toename
Feed Conversion Ratio (kg:kg)	FCR	VOV	Voeromset Verhouding
Eye Muscle Area	EMA	OSO	Oogspier grootte
Backfat Thickness	Fat	Vet	Rugvet Diepte
Marbeling (intra-muscular fat)	Mar	Mar	Marmering (binne-spierse vet)
365-day weight index	365D Index	365D Indeks	365-dae gewig indeks
540-day weight index	540D Index	540D Indeks	540-dae gewig indeks
Length-Height ratio	LH	LH	Lengte-Hoogte Verhouding
Actual Birth weight	Birth Wt.	Geb. gewig	Werklike Geboorte gewig
205-day Dam-age corrected weight	205d Wt.	205d gewig	205-dag Moeder-ouderdom gekorrigeerde gewig
Cow-Calf Birth Ratio	CCG	KKG	Koei-Kalf Geboorte Verhouding
Cow-Calf Wean Ratio	CCW	KKS	Koei-Kalf Speen Verhouding
Average Weaning Index	Avg. Wean Index	Gem. Spn. Indeks	Gemiddelde speen indeks
Number of Calves	Nr. Calves	Aant. Kalw.	Aantal kalwers
Reproduction Index	Repr. Index	Repr. Indeks	Reproduksie indeks
Animal sex: M - Male, F - Female	M / F	M / V	Dier geslag: M - Manlik, V - Vroulik

DEMO