AMPTELIKE VEILINGSKATALOGUS VIR / OFFICIAL AUCTION CATALOGUE FOR

BLARNEY STONE BONSMARA

Veilingsdatum / Auction Date:
22 August 2023

Data soos op / Data as on:
11 August 2023

BONSMARA SA

BLARNEY STONE BONSMARAS

SA STAMBOEK STUD BOOK

SALES UNDER AUSPICES OF BONSMARA SA

Bonsmara stud breeding is subject to the stipulations of the Livestock Improvement Act and conforms to the standards of Bonsmara SA. The Society therefore has the right to implement certain controls to ensure the accuracy of information regarding Parentage, Performance and Estimated Breeding Values.

Information regarding Parentage, Performance and Estimated Breeding Values of animals, as supplied by the breeder, have been verified and compared to the official database of LOGIX BEEF. Bonsmara SA therefore, confirms the accuracy of such information.

To the knowledge of the Society these controls have been carried out accurately. However, the Society does not take any responsibility for incorrect information through printing errors or incorrect information provided by the breeder.

Animals on such sales have been visually screened by Inspectors of Bonsmara SA and comply with the Bonsmara Minimum Breed Standards as stipulated by the Society.

The Society DOES NOT have any control over:

- Immunization and health status of animals
- Pregnancy status of cows and heifers
- Suitability of a bull for breeding
- Fertility status as well as venereal diseases and
- Commercial animals

Since the above is not classified as information regarding Parentage, Performance and Estimated Breeding Values, it DOES NOT fall within the jurisdiction of the meaning "Under the Auspices of Bonsmara SA".

VEILINGS ONDER BESKERMING VAN BONSMARA SA

Bonsmara stoetteling wat onderhewig is aan die bepalings van die Veeverbeteringswet, vind plaas onder die vaandel van Bonsmara SA. Daarom behou die Genootskap hom die reg voor om kontroles volgens bepaalde prosedures uit te oefen ten opsigte van Ouerskap inligting, Prestasiedata en Beraamde Teelwaardes.

Ouerskap inligting, Prestasiedata en Beraamde Teelwaardes soos deur die teler voorsien vir die doel van hierdie katalogus, is gekontroleer en vergelyk met die amptelike databasis soos gehou deur LOGIX BEEF. Bonsmara SA bevestig dus die korrektheid van sodanige inligting.

Alhoewel die kontroles na die beste wete van die Genootskap gedoen is, kan die Genootskap egter nie verantwoordelik gehou word vir foutiewe inligting as gevolg van drukkersfoute of verkeerde inligting deur die telers verskaf nie.

Diere wat op hierdie veilings aangebied word, is onderwerp aan 'n proses van visuele inspeksie deur Keurders van Bonsmara SA en voldoen aan die Bonsmara Minimum Rasstandaarde soos bepaal deur die Genootskap.

Die Genootskap het egter GEEN beheer oor:

- Immunisering en gesondheidstatus van diere
- Dragtigheidstatus van koeie en verse
- Teelgeskiktheid van bulle
- Vrugbaarheidstatus, asook geslagsiektes en
- Kommersiële diere nie.

Aangesien bogenoemde nie val onder die bedoeling met Ouerskap inligting, Prestasiedata en Beraamde Teelwaardes nie, sorteer dit NIE onder die jurisdiksie van die bedoeling "Onder beskerming van Bonsmara SA" nie.

ANIMAL AND PEDIGREE INFORMATION

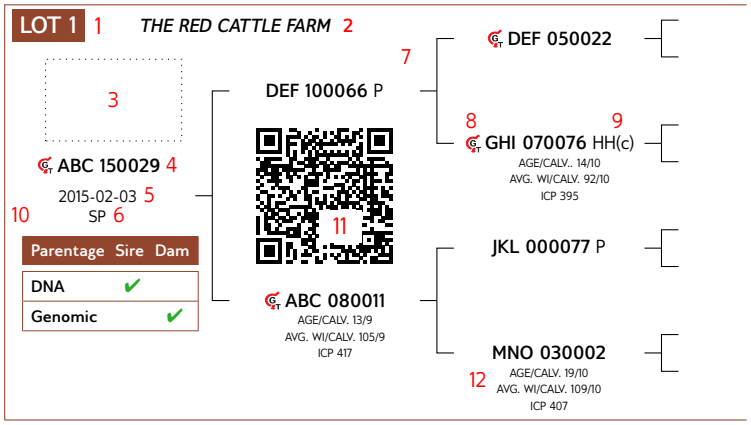

1. Lot Number
2. Owner of the animal
3. Herd's logo (if available)
4. Animal Identification Number
5. Birth date
6. Herd book section - NFR / PEN / F0 / A / B / SP
7. Four (4) generation pedigree
8. Genomic testing - it is indicated with the **GT** logo
9. Polled Status - the status will only be printed for animals that have been tested
10. Parentage Verification - a green tick (✔) indicates that the sire and/or dam has been verified via either microsatellite (DNA), or Genomic testing
11. QR Code - This code can be scanned with a smart device. It redirects to the animal's information on **www.SABeefBulls.com** where all information for the animal is available.
12. Dam information
    - Age and Number of Calvings
    - Average Wean Index and Number of Calves Weaned
    - Intercalving Period

MYOSTATIN STATUS

The animal's status, if tested for myostatin variants, is indicated as follows:

- Not Tested
- 0 - Normal
- 1 - Heterozygous / Carrier of Double-Muscling gene
- 2 - Homozygous / Double-Muscled

LOGIX SELECTION VALUES

Calving Ease Value	Weaner Calf Value	Fertility Value	Maintenance Value	Cow Value	Growth Value	Carcass Value
109	98	111	99	101	98	103
1	2	3	4	5	6	7



5 LOGIX Cow Value

Selection of:

- Fertile cows,
- with low maintenance,
- that calf easily,
- and wean heavy calves

1 Calving Ease Value	EBVs Birth Direct & Maternal
Calf Growth Value	EBV Wean Direct
3 Fertility Value	EBVs Cow & Heifer Fertility, EBV Longevity
Milk Value	EBV Wean Maternal
4 Maintenance Value	EBVs Mature weight & Milk



2 LOGIX Weaner Calf Value

Selection of:

- Heavier weaning weights,
- with more milk,
- but restricted birth weight

7 LOGIX Carcass Value

Selection for higher meat yield on carcass



6 LOGIX Growth Value

Selection of efficient growers on veld & in the feedlot

INTERPRETATION OF BREEDING VALUE INDICES

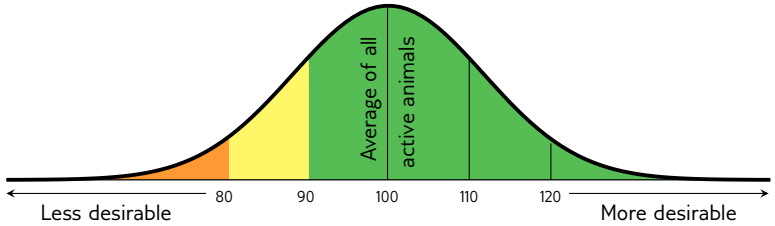

Average between 90 and 110

(Acceptable between 80 and 120)

EXPLANATION OF BREEDING VALUES AND SELECTION VALUES

		Traits		Description/Measurement	Goal	General Guidelines						
							<80	<90	90-110	>110	>120	
Selection Values	5	**Cow Value**	CV	Combination of Calving Ease, Calf Growth, Milk, Maintenance and Fertility Values (Rand-Value)	Profitable Cow	Loss						Profit
	1	**Calving Ease Value**	CEV	Risk for calving problems (calf too heavy) vs calf too small	Average birth weight	High						Low
		Calf Growth Value	CGrV	Calf's genetic ability for pre-weaning growth	Heavy weaner calf	Light						Heavy
		Milk Value	MlkV	Cow's genetic mothering and milking ability	Enough milk for the calf	Less						More
	4	**Maintenance Value**	MntV	Maintenance requirements of cow (cow weight and milk)	Low cow maintenance	High					*	Low
	3	**Fertility Value**	FertV	Fertility and retention of cows and heifers	Fertile cows	Low						High
	2	**Weaner Calf Value**	WnCV	Combination of calf's weight and cow's milk	Heavy weaner calves	Light						Heavy
	6	**Growth Value**	GV	Efficient growth on veld and in feedlot (Rand-value)	Profitable growth	Loss						Profit
	7	**Carcass Value**	VarcV	Meat on carcass (Weight and RTU EBVs)	More meat on the carcass	Less						More
		Production Value	PV	Combination of Cow- and Growth values (Rand-value)	Profitable animals	Loss						Profit
Cow & Heifer	8	**Birth Weight Direct**	BD	Birth weight (Calf's genetic ability)	Average birth weight	Heavy						Light
		Birth Weight Maternal	BM	Birth weight (Cow's genetic ability)	Easy calving	Heavy						Light
	9	**Weaning Weight Direct**	WD	Weaning weight (Calf's genetic ability)	Heavy weaner calves	Light						Heavy
	10	**Weaning Weight Maternal**	WM	Weaning weight (Cow's genetic ability)	Good mothers	Poor						Good
	18	**Mature Cow Weight**	MW	Cow weight at weaning of first three calves	Average mature cow weight	Light				*	*	Heavy
		Cow-Calf Birth	CCB	EBV Birth Direct / EBV Mature Cow weight	Average	Low						High
		Cow-Calf Wean	CCW	EBV Wean Direct / EBV Mature Cow weight	High calf-cow ratio	Low						High
Fertility	12	**Heifer Fertility**	HF	Age at first calving	Fertile heifers	Less						More
	13	**Cow Fertility**	CF.E	First 3 inter-calving periods (ICPs)	Fertile cows	Less						More
	11	**Scrotal Circumference**	SC	Scrotal circumference as measured during the growth test	Fertile bulls	Less						More
	14	**Longevity**	LG	Retention of progeny	Acceptable progeny	Poor						Good
Growth & Frame	15	**Post-Wean Weight**	PWn	12- and 18 month weights	Good post-wean growth	Low					*	High
	16	**Average Daily Gain**	ADG	Average daily gain	Good growth	Poor						Good
	17	**Feed Conversion Ratio**	FCR	100g feed intake / g weight gain	Feed efficiency	Poor						Good
		Final Test Weight	FW	Final weight in the growth test	Heavy carcass	Light					*	Heavy
	19	**Height**	H	Shoulder / Hip height in growth test	Average height	Short						Tall
	20	**Length**	L	Length in growth test	Longer for more muscle	Short						Long
	24	**Length-Height Ratio**	LH	EBV Length / EBV Height	Longer rather than tall	<1						>1
Carcass	21	**Eye Muscle Area**	EMA	RTU measured eye muscle area	Bigger steaks	Small						Big
	22	**Fat Thickness**	Fat	RTU measured P8 backfat thickness	Carcass quality	Thin						Thick
	23	**Marbling**	Mar	RTU measured % of intra-muscular fat	Juicy meat	Low						High
		Dressing Percentage	D%	Carcass weight / Live weight	High dressing percentage	Low						High

* Determined by own selection goal

GENETIC VALUES - BUILDING BLOCKS

Calf and Mother			Fertility				Post-Wean Growth			Frame			Carcass		
Birth Dir.	Wean Dir.	Wean Mat.	Scrot. Circ.	Heifer Fert.	Cow Fert.	Longev.	Post Wean	ADG	FCR	Mature Weight	Height	Length	EMA	Fat	Mar
99	99	90	97	75	92	85	100	94	93	92	123	110	104	100	79
8	9	10	11	12	13	14	15	16	17	18	19	20	21	22	23

The Logix Selection Values are compiled of specific genetic building blocks, as indicated in the selection value descriptions on the previous page. These genetic building blocks are indicated in the catalogue by their Breeding Value Indices.

PHENOTYPIC VALUES

Wean Index	365D Index	540D Index	ADG Index	FCR Index	Scrotum	LH
109	104	105	122	117	327	1.22
			16	17	11	24

- Wean, 365D, 504D, ADG and FCR Indices - phenotypic index obtained within the animal's contemporary group
- Scrotum - adjusted scrotal circumference, in mm, as measured during the growth test
- Length-Height Ratio (LH) - the animal's length / height ratio as measured during the growth test

BULLS

LOT 1

MOORE FARMING TRUST

MOR 200002
2020-04-03
B

Parentage	Sire	Dam
DNA		
Genomic		

LAR 140467
- LAR 110071
  - LAR 060224
  - LAR 080188 HH(c) — AGE/CALV. 13/8, AVG. WI/CALV. 106/8
- LAR 060286 — AGE/CALV. 14/11, AVG. WI/CALV. 98/10, ICP 408
  - LAR 030394
  - LAR 950267 — AGE/CALV. 12/9, AVG. WI/CALV. 102/9

MOR 140060 — AGE/CALV. 7/4, AVG. WI/CALV. 108/3, ICP 491
- MULTIPLE SIRES
- MOR 040450 — AGE/CALV. 10/1, AVG. WI/CALV. 141/1, ICP -

Calving Ease Value	Weaner Calf Value	Fertility Value	Maintenance Value	Cow Value	Growth Value	Carcass Value
82	122	101	77	112	117	122

Calf and Mother			Fertility				Post-Wean Growth			Frame			Carcass		
Birth Dir.	Wean Dir.	Wean Mat.	Scr. Circ.	Heifer Fert.	Cow Fert.	Longev.	Post Wean	ADG	FCR	Mature Weight	Height	Length	EMA	Fat	Mar
85	125	117	108	102	99	103	122	114	107	126	117	123	122	96	98

Wean Index	365D Index	540D Index	ADG Index	FCR Index	Scrotum	LH
100	101	103	-	-	-	-

Myostatin	
Q204X	0
NT821	1
F94L	Not Tested

REMARKS:

LOGIX EBV Analysis: 2023-07-19

LOT 2

MOORE FARMING TRUST

MOR 200104
2020-12-03
B

Parentage	Sire	Dam
DNA		
Genomic		

LAR 120263
- LAR 080050
  - GCD 050148
  - LAR 050303 — AGE/CALV. 7/4, AVG. WI/CALV. 100/3
- LAR 090310 — AGE/CALV. 6/3, AVG. WI/CALV. 96/2, ICP 396
  - LAR 070038
  - LAR 050294 — AGE/CALV. 9/7, AVG. WI/CALV. 104/7

MOR 100376 — AGE/CALV. 11/7, AVG. WI/CALV. 100/7, ICP 371

Calving Ease Value	Weaner Calf Value	Fertility Value	Maintenance Value	Cow Value	Growth Value	Carcass Value
104	93	90	119	92	93	95

Calf and Mother			Fertility				Post-Wean Growth			Frame			Carcass		
Birth Dir.	Wean Dir.	Wean Mat.	Scr. Circ.	Heifer Fert.	Cow Fert.	Longev.	Post Wean	ADG	FCR	Mature Weight	Height	Length	EMA	Fat	Mar
108	93	89	98	91	90	102	95	96	97	84	83	93	100	81	86

Wean Index	365D Index	540D Index	ADG Index	FCR Index	Scrotum	LH
102	109	97	-	-	-	-

Myostatin	
Q204X	0
NT821	0
F94L	Not Tested

REMARKS:

LOGIX EBV Analysis: 2023-07-19

LOT 3

MOORE FARMING TRUST

MOR 200018
2020-07-17
B

Parentage	Sire	Dam
DNA		
Genomic		

DAJ 170053
- DAJ 150086 HH(c)
  - TOR 070049
  - DAJ 120094 — AGE/CALV. 8/5, AVG. WI/CALV. 105/5
- DAJ 140128 — AGE/CALV. 8/6, AVG. WI/CALV. 101/6, ICP 377
  - LAR 990404
  - DAJ 060117 — AGE/CALV. 11/9, AVG. WI/CALV. 104/9

MOR 160037 — AGE/CALV. 7/4, AVG. WI/CALV. 100/3, ICP 380
- MULTIPLE SIRES
- MOR 070465 — AGE/CALV. 9/2, AVG. WI/CALV. 121/2, ICP 758

Calving Ease Value	Weaner Calf Value	Fertility Value	Maintenance Value	Cow Value	Growth Value	Carcass Value
94	125	105	83	117	108	117

Calf and Mother			Fertility				Post-Wean Growth			Frame			Carcass		
Birth Dir.	Wean Dir.	Wean Mat.	Scr. Circ.	Heifer Fert.	Cow Fert.	Longev.	Post Wean	ADG	FCR	Mature Weight	Height	Length	EMA	Fat	Mar
92	126	104	105	101	105	103	122	108	105	118	111	117	114	97	101

Wean Index	365D Index	540D Index	ADG Index	FCR Index	Scrotum	LH
105	100	108	-	-	-	-

Myostatin	
Q204X	0
NT821	0
F94L	Not Tested

REMARKS:

LOGIX EBV Analysis: 2023-07-19

© Compiled by the South African Stud Book and Livestock Improvement Association
All Pedigree- and Performance Data has been certified as correct

BULLE

LOT 4

MOORE FARMING TRUST

MOR 200057
2020-09-04
SP

Ouerskap	Vaar	Moer
DNS		
Genomies		

- DAJ 170053
  - DAJ 150086 HH(c)
    - TOR 070049
    - DAJ 120094 — OUD/KALW. 8/5, GEM. SI/KALW. 105/5
  - DAJ 140128 — OUD/KALW. 8/6, GEM. SI/KALW. 101/6, TKP 377
    - LAR 990404
    - DAJ 060117 — OUD/KALW. 11/9, GEM. SI/KALW. 104/9
- MOR 150115 — OUD/KALW. 7/4, GEM. SI/KALW. 98/3, TKP 389
  - TOR 100044
    - TOR 060227
    - TOR 070032 — OUD/KALW. 12/9, GEM. SI/KALW. 104/6
  - MOR 120093 — OUD/KALW. 6/3, GEM. SI/KALW. 109/3, TKP 558
    - MOR 070024
    - MOR 030084 — OUD/KALW. 11/8, GEM. SI/KALW. 108/8

Geboortegemak Waarde	Speenkalf Waarde	Vrugbaarheids-waarde	Onderhouds-waarde	Koeiwaarde	Groei-waarde	Karkas-waarde
93	129	99	84	116	113	124

Kalf en Moeder			Vrugbaarheid				Na-Speen Groei			Raam			Karkas		
Geb. Dir.	Spn. Dir.	Spn. Mat.	Skr. Omtr.	Vers Vrugb.	Koei Vrugb.	Lankl.	Na-Speen	GDT	VOV	Volw. Gewig	Hoogte	Lengte	OSO	Vet	Mar
89	133	99	104	96	100	105	124	111	109	118	109	120	119	108	107

Spn. Indeks	365D Indeks	540D Indeks	GDT Indeks	VOV Indeks	Skrotum	LH
106	99	106	-	-	-	-

Miostatien	
Q204X	0
NT821	0
F94L	Nie Getoets

OPMERKINGS:

LOGIX EBV Analise: 2023-07-19

LOT 5

MOORE FARMING TRUST

MOR 200067
2020-09-30
SP

Ouerskap	Vaar	Moer
DNS		
Genomies		

- LAR 120263
  - LAR 080050
    - GCD 050148
    - LAR 050303 — OUD/KALW. 7/4, GEM. SI/KALW. 100/3
  - LAR 090310 — OUD/KALW. 6/3, GEM. SI/KALW. 96/2, TKP 396
    - LAR 070038
    - LAR 050294 — OUD/KALW. 9/7, GEM. SI/KALW. 104/7
- MOR 090019 — OUD/KALW. 12/8, GEM. SI/KALW. 99/8, TKP 467
  - MOR 040030
    - AG 970194
    - MOR 010021 — OUD/KALW. 9/6, GEM. SI/KALW. 113/5
  - MOR 970045 — OUD/KALW. 14/12, GEM. SI/KALW. 102/11, TKP 381
    - JH K 0295
    - MOR 940028 — OUD/KALW. 11/8, GEM. SI/KALW. 98/7

Geboortegemak Waarde	Speenkalf Waarde	Vrugbaarheids-waarde	Onderhouds-waarde	Koeiwaarde	Groei-waarde	Karkas-waarde
82	99	82	99	85	102	105

Kalf en Moeder			Vrugbaarheid				Na-Speen Groei			Raam			Karkas		
Geb. Dir.	Spn. Dir.	Spn. Mat.	Skr. Omtr.	Vers Vrugb.	Koei Vrugb.	Lankl.	Na-Speen	GDT	VOV	Volw. Gewig	Hoogte	Lengte	OSO	Vet	Mar
91	111	92	107	83	91	96	125	104	101	99	91	102	109	91	94

Spn. Indeks	365D Indeks	540D Indeks	GDT Indeks	VOV Indeks	Skrotum	LH
112	143	101	-	-	-	-

Miostatien	
Q204X	0
NT821	0
F94L	Nie Getoets

OPMERKINGS:

LOGIX EBV Analise: 2023-07-19

LOT 6

MOORE FARMING TRUST

MOR 200015
2020-07-15
B

Ouerskap	Vaar	Moer
DNS		
Genomies		

- DAJ 170053
  - DAJ 150086 HH(c)
    - TOR 070049
    - DAJ 120094 — OUD/KALW. 8/5, GEM. SI/KALW. 105/5
  - DAJ 140128 — OUD/KALW. 8/6, GEM. SI/KALW. 101/6, TKP 377
    - LAR 990404
    - DAJ 060117 — OUD/KALW. 11/9, GEM. SI/KALW. 104/9
- MOR 160019 — OUD/KALW. 7/4, GEM. SI/KALW. 102/3, TKP 370
  - MULTIPLE SIRES
  - MOR 110366 — OUD/KALW. 10/6, GEM. SI/KALW. 114/6, TKP 364

Geboortegemak Waarde	Speenkalf Waarde	Vrugbaarheids-waarde	Onderhouds-waarde	Koeiwaarde	Groei-waarde	Karkas-waarde
96	121	106	92	118	105	113

Kalf en Moeder			Vrugbaarheid				Na-Speen Groei			Raam			Karkas		
Geb. Dir.	Spn. Dir.	Spn. Mat.	Skr. Omtr.	Vers Vrugb.	Koei Vrugb.	Lankl.	Na-Speen	GDT	VOV	Volw. Gewig	Hoogte	Lengte	OSO	Vet	Mar
95	116	114	103	104	106	104	118	105	104	106	108	114	111	96	100

Spn. Indeks	365D Indeks	540D Indeks	GDT Indeks	VOV Indeks	Skrotum	LH
99	98	102	-	-	-	-

Miostatien	
Q204X	0
NT821	0
F94L	Nie Getoets

OPMERKINGS:

LOGIX EBV Analise: 2023-07-19

© Compiled by the South African Stud Book and Livestock Improvement Association
All Pedigree- and Performance Data has been certified as correct

BULLS

LOT 7

MOORE FARMING TRUST

MOR 210029
2021-07-27
SP

Parentage	Sire	Dam
DNA		
Genomic		

LAR 120263
- LAR 080050
  - GCD 050148
  - LAR 050303 AGE/CALV. 7/4 AVG. WI/CALV. 100/3
- LAR 090310 AGE/CALV. 6/3 AVG. WI/CALV. 96/2 ICP 396
  - LAR 070038
  - LAR 050294 AGE/CALV. 9/7 AVG. WI/CALV. 104/7

MOR 140111 AGE/CALV. 8/5 AVG. WI/CALV. 118/4 ICP 485
- MOR 100019
  - MOR 040030
  - MOR 030001 AGE/CALV. 9/6 AVG. WI/CALV. 113/6
- MOR 070474 AGE/CALV. 9/2 AVG. WI/CALV. 108/1 ICP 461

Calving Ease Value	Weaner Calf Value	Fertility Value	Maintenance Value	Cow Value	Growth Value	Carcass Value
91	118	90	90	105	111	118

Calf and Mother			Fertility				Post-Wean Growth			Frame			Carcass		
Birth Dir.	Wean Dir.	Wean Mat.	Scr. Circ.	Heifer Fert.	Cow Fert.	Longev.	Post Wean	ADG	FCR	Mature Weight	Height	Length	EMA	Fat	Mar
93	121	104	117	87	95	103	124	114	108	109	102	113	119	89	96

Wean Index	365D Index	540D Index	ADG Index	FCR Index	Scrotum	LH
119	118	126	-	-	-	-

Myostatin	
Q204X	Not Tested
NT821	Not Tested
F94L	Not Tested

REMARKS:

LOGIX EBV Analysis: 2023-07-19

LOT 8

MOORE FARMING TRUST

MOR 210008
2021-04-06
SP

Parentage	Sire	Dam
DNA		
Genomic		

LAR 140467
- LAR 110071
  - LAR 060224
  - LAR 080188 HH(c) AGE/CALV. 13/8 AVG. WI/CALV. 106/8
- LAR 060286 AGE/CALV. 14/11 AVG. WI/CALV. 98/10 ICP 408
  - LAR 030394
  - LAR 950267 AGE/CALV. 12/9 AVG. WI/CALV. 102/9

MOR 150120 AGE/CALV. 7/5 AVG. WI/CALV. 106/4 ICP 450
- MOR 100019
  - MOR 040030
  - MOR 030001 AGE/CALV. 9/6 AVG. WI/CALV. 113/6
- MOR 100375 AGE/CALV. 6/2 AVG. WI/CALV. 107/2 ICP 385

Calving Ease Value	Weaner Calf Value	Fertility Value	Maintenance Value	Cow Value	Growth Value	Carcass Value
86	125	105	83	116	124	130

Calf and Mother			Fertility				Post-Wean Growth			Frame			Carcass		
Birth Dir.	Wean Dir.	Wean Mat.	Scr. Circ.	Heifer Fert.	Cow Fert.	Longev.	Post Wean	ADG	FCR	Mature Weight	Height	Length	EMA	Fat	Mar
87	132	99	114	103	100	111	132	121	108	119	122	129	130	92	95

Wean Index	365D Index	540D Index	ADG Index	FCR Index	Scrotum	LH
113	101	99	-	-	-	-

Myostatin	
Q204X	Not Tested
NT821	Not Tested
F94L	Not Tested

REMARKS:

LOGIX EBV Analysis: 2023-07-19

LOT 9

MOORE FARMING TRUST

MOR 200066
2020-09-25
SP

Parentage	Sire	Dam
DNA		
Genomic		

LAR 120263
- LAR 080050
  - GCD 050148
  - LAR 050303 AGE/CALV. 7/4 AVG. WI/CALV. 100/3
- LAR 090310 AGE/CALV. 6/3 AVG. WI/CALV. 96/2 ICP 396
  - LAR 070038
  - LAR 050294 AGE/CALV. 9/7 AVG. WI/CALV. 104/7

MOR 090091 AGE/CALV. 12/9 AVG. WI/CALV. 97/8 ICP 374
- MOR 070049
  - MOR 040030
  - MOR 040076 AGE/CALV. 12/8 AVG. WI/CALV. 105/8
- MOR 070032 AGE/CALV. 7/3 AVG. WI/CALV. 96/3 ICP 518
  - MOR 020081
  - MOR 040017 AGE/CALV. 7/4 AVG. WI/CALV. 98/4

Calving Ease Value	Weaner Calf Value	Fertility Value	Maintenance Value	Cow Value	Growth Value	Carcass Value
89	93	79	103	80	100	102

Calf and Mother			Fertility				Post-Wean Growth			Frame			Carcass		
Birth Dir.	Wean Dir.	Wean Mat.	Scr. Circ.	Heifer Fert.	Cow Fert.	Longev.	Post Wean	ADG	FCR	Mature Weight	Height	Length	EMA	Fat	Mar
96	105	84	107	78	93	95	115	103	102	96	90	99	106	93	96

Wean Index	365D Index	540D Index	ADG Index	FCR Index	Scrotum	LH
107	127	90	-	-	-	-

Myostatin	
Q204X	0
NT821	0
F94L	Not Tested

REMARKS:

LOGIX EBV Analysis: 2023-07-19

BULLE

LOT 10

MOORE FARMING TRUST

MOR 200090
2020-11-10
B

Ouerskap	Vaar	Moer
DNS		
Genomies		

- LAR 120263
  - LAR 080050
    - GCD 050148
    - LAR 050303 (OUD/KALW. 7/4, GEM. SI/KALW. 100/3)
  - LAR 090310 (OUD/KALW. 6/3, GEM. SI/KALW. 96/2, TKP 396)
    - LAR 070038
    - LAR 050294 (OUD/KALW. 9/7, GEM. SI/KALW. 104/7)
- MOR 160045 (OUD/KALW. 7/3, GEM. SI/KALW. 114/3, TKP 501)
  - MULTIPLE SIRES
  - MOR 090342 (OUD/KALW. 9/2, GEM. SI/KALW. 108/1, TKP 411)

Geboortegemak Waarde	Speenkalf Waarde	Vrugbaarheids-waarde	Onderhouds-waarde	Koeiwaarde	Groei-waarde	Karkas-waarde
95	106	82	109	96	98	102

Kalf en Moeder			Vrugbaarheid				Na-Speen Groei			Raam			Karkas		
Geb. Dir.	Spn. Dir.	Spn. Mat.	Skr. Omtr.	Vers Vrugb.	Koei Vrugb.	Lankl.	Na-Speen	GDT	VOV	Volw. Gewig	Hoogte	Lengte	OSO	Vet	Mar
98	100	111	105	87	88	95	103	102	102	91	90	101	104	85	92

Spn. Indeks	365D Indeks	540D Indeks	GDT Indeks	VOV Indeks	Skrotum	LH
95	94	104	-	-	-	-

Miostatien	
Q204X	0
NT821	0
F94L	Nie Getoets

OPMERKINGS:

LOGIX EBV Analise: 2023-07-19

LOT 11

MOORE FARMING TRUST

MOR 200079
2020-10-17
SP

Ouerskap	Vaar	Moer
DNS		
Genomies		

- LAR 120263
  - LAR 080050
    - GCD 050148
    - LAR 050303 (OUD/KALW. 7/4, GEM. SI/KALW. 100/3)
  - LAR 090310 (OUD/KALW. 6/3, GEM. SI/KALW. 96/2, TKP 396)
    - LAR 070038
    - LAR 050294 (OUD/KALW. 9/7, GEM. SI/KALW. 104/7)
- MOR 120113 (OUD/KALW. 9/6, GEM. SI/KALW. 100/5, TKP 450)
  - MOR 070024
    - MOR 980043
    - MOR 020039 (OUD/KALW. 9/6, GEM. SI/KALW. 97/6)
  - MOR 030053 (OUD/KALW. 11/8, GEM. SI/KALW. 91/6, TKP 385)
    - LAR 970286
    - MOR 950051 (OUD/KALW. 11/7, GEM. SI/KALW. 98/7)

Geboortegemak Waarde	Speenkalf Waarde	Vrugbaarheids-waarde	Onderhouds-waarde	Koeiwaarde	Groei-waarde	Karkas-waarde
102	100	85	117	94	98	99

Kalf en Moeder			Vrugbaarheid				Na-Speen Groei			Raam			Karkas		
Geb. Dir.	Spn. Dir.	Spn. Mat.	Skr. Omtr.	Vers Vrugb.	Koei Vrugb.	Lankl.	Na-Speen	GDT	VOV	Volw. Gewig	Hoogte	Lengte	OSO	Vet	Mar
105	97	96	102	87	88	100	102	101	101	86	90	97	100	90	94

Spn. Indeks	365D Indeks	540D Indeks	GDT Indeks	VOV Indeks	Skrotum	LH
95	110	100	-	-	-	-

Miostatien	
Q204X	0
NT821	0
F94L	Nie Getoets

OPMERKINGS:

LOGIX EBV Analise: 2023-07-19

LOT 12

MOORE FARMING TRUST

MOR 200107
2020-12-05
SP

Ouerskap	Vaar	Moer
DNS		
Genomies		

- LAR 120263
  - LAR 080050
    - GCD 050148
    - LAR 050303 (OUD/KALW. 7/4, GEM. SI/KALW. 100/3)
  - LAR 090310 (OUD/KALW. 6/3, GEM. SI/KALW. 96/2, TKP 396)
    - LAR 070038
    - LAR 050294 (OUD/KALW. 9/7, GEM. SI/KALW. 104/7)
- MOR 140083 (OUD/KALW. 8/5, GEM. SI/KALW. 111/4, TKP 387)
  - MOR 070024
    - MOR 980043
    - MOR 020039 (OUD/KALW. 9/6, GEM. SI/KALW. 97/6)
  - MOR 060323 (OUD/KALW. 8/1, GEM. SI/KALW. 100/1, TKP -)

Geboortegemak Waarde	Speenkalf Waarde	Vrugbaarheids-waarde	Onderhouds-waarde	Koeiwaarde	Groei-waarde	Karkas-waarde
96	102	92	112	99	98	101

Kalf en Moeder			Vrugbaarheid				Na-Speen Groei			Raam			Karkas		
Geb. Dir.	Spn. Dir.	Spn. Mat.	Skr. Omtr.	Vers Vrugb.	Koei Vrugb.	Lankl.	Na-Speen	GDT	VOV	Volw. Gewig	Hoogte	Lengte	OSO	Vet	Mar
99	99	103	101	93	92	103	102	102	102	89	88	97	105	86	91

Spn. Indeks	365D Indeks	540D Indeks	GDT Indeks	VOV Indeks	Skrotum	LH
117	118	111	-	-	-	-

Miostatien	
Q204X	0
NT821	0
F94L	Nie Getoets

OPMERKINGS:

LOGIX EBV Analise: 2023-07-19

BULLS

LOT 13 — *MOORE FARMING TRUST*

MOR 200010
2020-04-14
SP

Parentage	Sire	Dam
DNA		
Genomic		

- LAR 140467
  - LAR 110071
    - LAR 060224
    - LAR 080188 HH(c) — AGE/CALV. 13/8, AVG. WI/CALV. 106/8
  - LAR 060286 — AGE/CALV. 14/11, AVG. WI/CALV. 98/10, ICP 408
    - LAR 030394
    - LAR 950267 — AGE/CALV. 12/9, AVG. WI/CALV. 102/9
- MOR 130008 — AGE/CALV. 10/6, AVG. WI/CALV. 95/4, ICP 468
  - MOR 070024
    - MOR 980043
    - MOR 020039 — AGE/CALV. 9/6, AVG. WI/CALV. 97/6
  - MOR 060029 — AGE/CALV. 12/7, AVG. WI/CALV. 103/7, ICP 445
    - MOR 010030
    - MOR 030077 — AGE/CALV. 12/8, AVG. WI/CALV. 102/7

Calving Ease Value	Weaner Calf Value	Fertility Value	Maintenance Value	Cow Value	Growth Value	Carcass Value
86	119	106	93	115	112	114

Calf and Mother			Fertility				Post-Wean Growth			Frame			Carcass		
Birth Dir.	Wean Dir.	Wean Mat.	Scr. Circ.	Heifer Fert.	Cow Fert.	Longev.	Post Wean	ADG	FCR	Mature Weight	Height	Length	EMA	Fat	Mar
91	122	106	101	109	94	111	141	110	102	105	108	114	117	92	93

Wean Index	365D Index	540D Index	ADG Index	FCR Index	Scrotum	LH
97	101	102	-	-	-	-

Myostatin	
Q204X	0
NT821	1
F94L	Not Tested

REMARKS:

LOGIX EBV Analysis: 2023-07-19

LOT 14 — *MOORE FARMING TRUST*

MOR 200061
2020-09-06
B

Parentage	Sire	Dam
DNA		
Genomic		

- DAJ 170053
  - DAJ 150086 HH(c)
    - TOR 070049
    - DAJ 120094 — AGE/CALV. 8/5, AVG. WI/CALV. 105/5
  - DAJ 140128 — AGE/CALV. 8/6, AVG. WI/CALV. 101/6, ICP 377
    - LAR 990404
    - DAJ 060117 — AGE/CALV. 11/9, AVG. WI/CALV. 104/9
- MOR 150155 — AGE/CALV. 7/5, AVG. WI/CALV. 102/4, ICP 389
  - MULTIPLE SIRES
  - MOR 060230 — AGE/CALV. 10/2, AVG. WI/CALV. 105/2, ICP 414

Calving Ease Value	Weaner Calf Value	Fertility Value	Maintenance Value	Cow Value	Growth Value	Carcass Value
92	123	104	85	116	106	114

Calf and Mother			Fertility				Post-Wean Growth			Frame			Carcass		
Birth Dir.	Wean Dir.	Wean Mat.	Scr. Circ.	Heifer Fert.	Cow Fert.	Longev.	Post Wean	ADG	FCR	Mature Weight	Height	Length	EMA	Fat	Mar
90	125	106	104	101	104	105	122	106	104	116	109	115	112	97	100

Wean Index	365D Index	540D Index	ADG Index	FCR Index	Scrotum	LH
109	110	114	-	-	-	-

Myostatin	
Q204X	0
NT821	0
F94L	Not Tested

REMARKS:

LOGIX EBV Analysis: 2023-07-19

LOT 15 — *MOORE FARMING TRUST*

MOR 200022
2020-07-21
B

Parentage	Sire	Dam
DNA		
Genomic		

- DAJ 170053
  - DAJ 150086 HH(c)
    - TOR 070049
    - DAJ 120094 — AGE/CALV. 8/5, AVG. WI/CALV. 105/5
  - DAJ 140128 — AGE/CALV. 8/6, AVG. WI/CALV. 101/6, ICP 377
    - LAR 990404
    - DAJ 060117 — AGE/CALV. 11/9, AVG. WI/CALV. 104/9
- MOR 160046 — AGE/CALV. 7/4, AVG. WI/CALV. 90/3, ICP 397
  - MULTIPLE SIRES
  - MOR 080256 — AGE/CALV. 10/4, AVG. WI/CALV. 102/4, ICP 362

Calving Ease Value	Weaner Calf Value	Fertility Value	Maintenance Value	Cow Value	Growth Value	Carcass Value
100	103	106	88	104	95	101

Calf and Mother			Fertility				Post-Wean Growth			Frame			Carcass		
Birth Dir.	Wean Dir.	Wean Mat.	Scr. Circ.	Heifer Fert.	Cow Fert.	Longev.	Post Wean	ADG	FCR	Mature Weight	Height	Length	EMA	Fat	Mar
99	109	95	94	107	103	101	107	96	98	112	99	103	102	95	96

Wean Index	365D Index	540D Index	ADG Index	FCR Index	Scrotum	LH
95	91	96	-	-	-	-

Myostatin	
Q204X	1
NT821	0
F94L	Not Tested

REMARKS:

LOGIX EBV Analysis: 2023-07-19

© Compiled by the South African Stud Book and Livestock Improvement Association
All Pedigree- and Performance Data has been certified as correct

BULLE

LOT 16 — *MOORE FARMING TRUST*

MOR 200089
2020-11-08
SP

Ouerskap	Vaar	Moer
DNS		
Genomies		

- LAR 120263
  - LAR 080050
    - GCD 050148
    - LAR 050303 — OUD/KALW. 7/4, GEM. SI/KALW. 100/3
  - LAR 090310 — OUD/KALW. 6/3, GEM. SI/KALW. 96/2, TKP 396
    - LAR 070038
    - LAR 050294 — OUD/KALW. 9/7, GEM. SI/KALW. 104/7
- MOR 140057 — OUD/KALW. 9/5, GEM. SI/KALW. 97/4, TKP 428
  - MOR 100019
    - MOR 040030
    - MOR 030001 — OUD/KALW. 9/6, GEM. SI/KALW. 113/6
  - MOR 050419 — OUD/KALW. 11/2, GEM. SI/KALW. 93/2, TKP 365

Geboortegemak Waarde	Speenkalf Waarde	Vrugbaarheids-waarde	Onderhouds-waarde	Koeiwaarde	Groei-waarde	Karkas-waarde
99	98	86	94	89	99	104

Kalf en Moeder			Vrugbaarheid				Na-Speen Groei			Raam			Karkas		
Geb. Dir.	Spn. Dir.	Spn. Mat.	Skr. Omtr.	Vers Vrugb.	Koei Vrugb.	Lankl.	Na-Speen	GDT	VOV	Volw. Gewig	Hoogte	Lengte	OSO	Vet	Mar
101	105	91	107	85	94	100	112	102	103	105	92	100	106	94	96

Spn. Indeks	365D Indeks	540D Indeks	GDT Indeks	VOV Indeks	Skrotum	LH
99	104	102	-	-	-	-

Miostatien	
Q204X	0
NT821	0
F94L	Nie Getoets

OPMERKINGS:

LOGIX EBV Analise: 2023-07-19

LOT 17 — *MOORE FARMING TRUST*

MOR 210014
2021-07-05
B

Ouerskap	Vaar	Moer
DNS		
Genomies		

- TRN 180003
  - AG 120062 HH(c)
    - AG 070742
    - AG 080435 — OUD/KALW. 13/9, GEM. SI/KALW. 97/8
  - LAR 130010 — OUD/KALW. 10/5, GEM. SI/KALW. 107/5, TKP 464
    - LAR 090281
    - LAR 080188 HH(c) — OUD/KALW. 13/8, GEM. SI/KALW. 106/8
- MOR 160046 — OUD/KALW. 7/4, GEM. SI/KALW. 90/3, TKP 397
  - MULTIPLE SIRES
  - MOR 080256 — OUD/KALW. 10/4, GEM. SI/KALW. 102/4, TKP 362

Geboortegemak Waarde	Speenkalf Waarde	Vrugbaarheids-waarde	Onderhouds-waarde	Koeiwaarde	Groei-waarde	Karkas-waarde
101	102	110	94	107	97	101

Kalf en Moeder			Vrugbaarheid				Na-Speen Groei			Raam			Karkas		
Geb. Dir.	Spn. Dir.	Spn. Mat.	Skr. Omtr.	Vers Vrugb.	Koei Vrugb.	Lankl.	Na-Speen	GDT	VOV	Volw. Gewig	Hoogte	Lengte	OSO	Vet	Mar
102	104	100	107	117	98	100	104	97	98	105	96	99	96	102	98

Spn. Indeks	365D Indeks	540D Indeks	GDT Indeks	VOV Indeks	Skrotum	LH
97	107	116	-	-	-	-

Miostatien	
Q204X	Nie Getoets
NT821	Nie Getoets
F94L	Nie Getoets

OPMERKINGS:

LOGIX EBV Analise: 2023-07-19

Bonsmara SA Cattle Breeders' Society

© Compiled by the South African Stud Book and Livestock Improvement Association
All Pedigree- and Performance Data has been certified as correct

Dier Info				Actual Values						Expected Breeding Values											Indices			Dam		
LOT	Animal ID	Sex	SEC	Birth Wt (kg)	205d Wt (kg)	CCB *Ratio*	CCW *Ratio*	Length Height *Ratio*	Scr. Circ. *(mm)*	Birth Dir (kg)	Birth Mat (kg)	Wean Dir (kg)	Wean Mat (kg)	Post Wean (kg)	Mature Weight. (kg)	ADG (g/d)	FCR (kg:kg)	Scr. Circ. (mm)	Height. (mm)	Length (mm)	Wean	ADG	Scr. Circ.	Avg. Wean Index	Nr. Calves	Repr. Index
			Breed Average							1.09	-0.22	14.5	3.8	23	10	106	-49	11.5								
			Auction Average	35	233	-	45.0	-	-	1.60	0.11	20.4	4.0	39	15	133	-55	14.8	2	26	104	-	105	102	5.0	99
1	MOR 200002	M	B	36	232	-	-	-	-	2.70	0.31	26.0	8.7	43.6	38.3	176	-62	16.8	16	46	100	-	108	108	4	90
2	MOR 200104	M	B	34	223	-	34.1	-	-	0.21	0.44	11.3	0.8	21.3	-7.4	88	-43	10.4	-13	6	102	-	98	100	7	115
3	MOR 200018	M	B	35	232	-	-	-	-	1.96	-0.56	26.4	5.0	44.6	29.9	144	-60	15.1	10	38	105	-	105	100	4	105
4	MOR 200057	M	SP	34	249	-	47.9	-	-	2.31	-0.85	29.2	3.5	46.6	29.7	161	-66	14	9	41	106	-	104	98	4	95
5	MOR 200067	M	SP	35	262	-	43.6	-	-	2.10	1.41	19.3	1.6	43.4	9.1	126	-52	16.3	-6	18	112	-	107	99	8	94
6	MOR 200015	M	B	33	219	-	64.7	-	-	1.65	-0.34	21.7	7.8	41.6	16.2	132	-57	13.5	8	34	99	-	103	102	4	105
7	MOR 210029	M	SP	36	255	-	49.7	-	-	1.79	0.23	23.7	5.1	44.8	19.9	176	-65	22.9	3	33	119	-	117	118	5	90
8	MOR 210008	M	SP	36	247	-	56.4	-	-	2.49	-0.05	29.0	3.7	51.3	31.1	209	-64	20.7	20	53	113	-	114	106	5	96
9	MOR 200066	M	SP	34	251	-	47.6	-	-	1.49	1.02	16.8	-0.8	36.0	5.6	122	-53	16	-7	14	107	-	107	97	9	106
10	MOR 200090	M	B	35	211	-	33.8	-	-	1.34	0.20	14.6	6.9	29.1	-0.2	114	-52	14.8	-7	16	95	-	105	114	3	89
11	MOR 200079	M	SP	34	210	-	36.7	-	-	0.61	0.16	13.1	2.7	27.7	-5.7	112	-50	12.5	-7	12	95	-	102	100	6	97
12	MOR 200107	M	SP	35	251	-	35.5	-	-	1.16	0.31	14.1	4.6	27.5	-2.0	117	-53	12.3	-9	12	117	-	101	111	5	97
13	MOR 200010	M	SP	35	218	-	52.2	-	-	2.05	0.57	24.3	5.6	58.0	15.6	158	-54	12.2	8	34	97	-	101	95	6	90
14	MOR 200061	M	B	35	256	-	46.1	-	-	2.18	-0.53	25.7	5.5	45.1	27.2	136	-58	14	9	35	109	-	104	102	5	108
15	MOR 200022	M	B	34	212	-	42.1	-	-	1.25	-0.38	18.4	2.4	32.5	23.2	85	-45	7.5	0	20	95	-	94	90	4	103
16	MOR 200089	M	SP	34	217	-	34.4	-	-	0.99	0.14	16.8	1.4	35.7	15.7	116	-54	15.9	-5	15	99	-	107	97	5	97
17	MOR 210014	M	B	34	211	-	50.9	-	-	0.92	-0.13	16.2	3.9	29.6	15.0	93	-45	16.2	-2	15	97	-	107	90	4	103

© Compiled by the South African Stud Book and Livestock Improvement Association
All Pedigree- and Performance Data has been certified as correct

EXPLANATION OF CATALOGUE ABBREVIATIONS		VERDUIDELIKING VAN KATALOGUS AFKORTINGS	
Lot Number	LOT	LOT	Lot Nommer
Estimated breeding value	EBV	EBV	Beraamde teelwaarde
Parentage verification	Parentage	Ouerskap	Ouerskap verifikasie
Age in years / Number of calvings	AGE. / CALV.	OUD. / KALF.	Ouderdom in jaar / Aantal kalwings
Average Wean index / Number of calves weaned	Ave WI / CALV.	GEM SI / KALF.	Gemiddelde speen indeks / Aantal kalwers gespeen
Animal identification number	ID	ID	Dier se identifikasie nommer
Herd Book Section	SEC	AFD	Kuddeboek Afdeling
Herd Book Section: Pending Registration	PEN	PEN	Kuddeboek Afdeling: Wag vir Registrasie
Herd Book Section: Not for Registration	NFR	NFR	Kuddeboek Afdeling: Nie vir Registrasie
Herd Book Section: Foundation Generation	FO	FO	Kuddeboek Afdeling: Fondasie Generasie
Herd Book Section: Appendix A	A	A	Kuddeboek Afdeling: Aanhangsel A
Herd Book Section: Appendix B	B	B	Kuddeboek Afdeling: Aanhangsel B
Herd Book Section: Studbook Proper, a registered animal	SP	SP	Kuddeboek Afdeling: Studbook Proper, 'n geregistreerde dier
Genomically Tested	GT	GT	Genomies Getoets
Homozygous Horned (Celtic test)	HH(c)	HH(c)	Homosigoties horings (Celtic toets)
Homozygous Polled (Celtic test)	PP(c)	PP(c)	Homosigotiets Poena (Celtic toets)
Heterozygous Polled (Celtic test)	Pp(c)	Pp(c)	Heterosigoties Poena (Celtic toets)
Phenotypically Polled	P	P	Fenotipies Poena
Intercalving Period	ICP	TKP	Tussen-Kalf Periode
Birth Direct breeding value	Birth Dir.	Geb. Dir	Geboorte Direk teelwaarde
Wean Direct breeding value	Wean Dir.	Spn. Dir.	Speen Direk teelwaarde
Wean Maternal breeding value	Wean Mat.	SPn. Mat.	Speen Maternaal teelwaarde
Scrotal Circumference	Scr. Circ.	Skr. Omt.	Skrotum omtrek
Heifer Fertility	Heifer Fert.	Vers Vrugb.	Vers Vrugbaarheid
Cow Fertility	Cow Fert.	Koei Vrugb.	Koei Vrugbaarheid
Longevity	Longev.	Lankl.	Lanklewendheid
Mature Weight	Mat. Wt.	Volw. Gewig	Volwasse gewig
Average Daily Gain (g/day)	ADG	GDT	Gemiddelde Daaglikse Toename
Feed Conversion Ratio (kg:kg)	FCR	VOV	Voeromset Verhouding
Eye Muscle Area	EMA	OSO	Oogspier grootte
Backfat Thickness	Fat	Vet	Rugvet Diepte
Marbeling (intra-muscular fat)	Mar	Mar	Marmering (binne-spierse vet)
365-day weight index	365D Index	365D Indeks	365-dae gewig indeks
540-day weight index	540D Index	540D Indeks	540-dae gewig indeks
Length-Height ratio	LH	LH	Lengte-Hoogte Verhouding
Actual Birth weight	Birth Wt.	Geb. gewig	Werklike Geboorte gewig
205-day Dam-age corrected weight	205d Wt.	205d gewig	205-dag Moeder-ouderdom gekorrigeerde gewig
Cow-Calf Birth Ratio	CCG	KKG	Koei-Kalf Geboorte Verhouding
Cow-Calf Wean Ratio	CCW	KKS	Koei-Kalf Speen Verhouding
Average Weaning Index	Avg. Wean Index	Gem. Spn. Indeks	Gemiddelde speen indeks
Number of Calves	Nr. Calves	Aant. Kalw.	Aantal kalwers
Reproduction Index	Repr. Index	Repr. Indeks	Reproduksie indeks
Animal sex: M - Male, F - Female	M / F	M / V	Dier geslag: M - Manlik, V - Vroulik