AMPTELIKE VEILINGSKATALOGUS VIR / OFFICIAL AUCTION CATALOGUE FOR

BENDITO BONSMARAS

Veilingsdatum / Auction Date:
02 November 2023

Data soos op / Data as on:
27 October 2023

BONSMARA SA

BENDITO BONSMARA

SA STAMBOEK STUD BOOK

SALES UNDER AUSPICES OF BONSMARA SA

Bonsmara stud breeding is subject to the stipulations of the Livestock Improvement Act and conforms to the standards of Bonsmara SA. The Society therefore has the right to implement certain controls to ensure the accuracy of information regarding Parentage, Performance and Estimated Breeding Values.

Information regarding Parentage, Performance and Estimated Breeding Values of animals, as supplied by the breeder, have been verified and compared to the official database of LOGIX BEEF. Bonsmara SA therefore, confirms the accuracy of such information.

To the knowledge of the Society these controls have been carried out accurately. However, the Society does not take any responsibility for incorrect information through printing errors or incorrect information provided by the breeder.

Animals on such sales have been visually screened by Inspectors of Bonsmara SA and comply with the Bonsmara Minimum Breed Standards as stipulated by the Society.

The Society DOES NOT have any control over:

- Immunization and health status of animals
- Pregnancy status of cows and heifers
- Suitability of a bull for breeding
- Fertility status as well as venereal diseases and
- Commercial animals

Since the above is not classified as information regarding Parentage, Performance and Estimated Breeding Values, it DOES NOT fall within the jurisdiction of the meaning "Under the Auspices of Bonsmara SA".

VEILINGS ONDER BESKERMING VAN BONSMARA SA

Bonsmara stoetteling wat onderhewig is aan die bepalings van die Veeverbeteringswet, vind plaas onder die vaandel van Bonsmara SA. Daarom behou die Genootskap hom die reg voor om kontroles volgens bepaalde prosedures uit te oefen ten opsigte van Ouerskap inligting, Prestasiedata en Beraamde Teelwaardes.

Ouerskap inligting, Prestasiedata en Beraamde Teelwaardes soos deur die teler voorsien vir die doel van hierdie katalogus, is gekontroleer en vergelyk met die amptelike databasis soos gehou deur LOGIX BEEF. Bonsmara SA bevestig dus die korrektheid van sodanige inligting.

Alhoewel die kontroles na die beste wete van die Genootskap gedoen is, kan die Genootskap egter nie verantwoordelik gehou word vir foutiewe inligting as gevolg van drukkersfoute of verkeerde inligting deur die telers verskaf nie.

Diere wat op hierdie veilings aangebied word, is onderwerp aan 'n proses van visuele inspeksie deur Keurders van Bonsmara SA en voldoen aan die Bonsmara Minimum Rasstandaarde soos bepaal deur die Genootskap.

Die Genootskap het egter GEEN beheer oor:

- Immunisering en gesondheidstatus van diere
- Dragtigheidstatus van koeie en verse
- Teelgeskiktheid van bulle
- Vrugbaarheidstatus, asook geslagsiektes en
- Kommersiële diere nie.

Aangesien bogenoemde nie val onder die bedoeling met Ouerskap inligting, Prestasiedata en Beraamde Teelwaardes nie, sorteer dit NIE onder die jurisdiksie van die bedoeling "Onder beskerming van Bonsmara SA" nie.

ANIMAL AND PEDIGREE INFORMATION

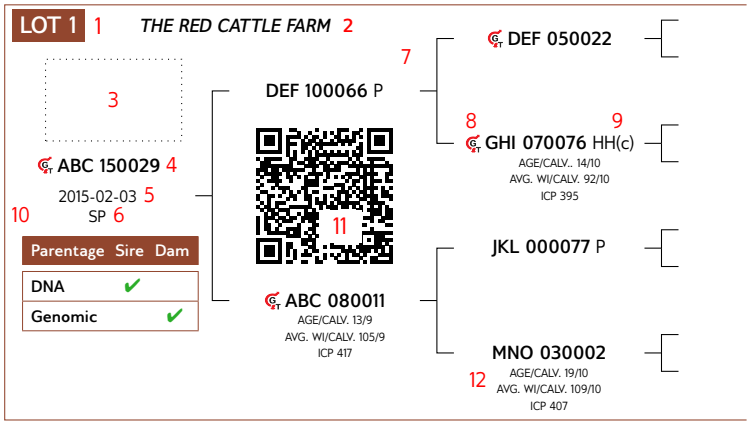

1. Lot Number
2. Owner of the animal
3. Herd's logo (if available)
4. Animal Identification Number
5. Birth date
6. Herd book section - NFR / PEN / F0 / A / B / SP
7. Four (4) generation pedigree
8. Genomic testing - it is indicated with the **GT** logo
9. Polled Status - the status will only be printed for animals that have been tested
10. Parentage Verification - a green tick (✔) indicates that the sire and/or dam has been verified via either microsatellite (DNA), or Genomic testing
11. QR Code - This code can be scanned with a smart device. It redirects to the animal's information on **www.SABeefBulls.com** where all information for the animal is available.
12. Dam information
    - Age and Number of Calvings
    - Average Wean Index and Number of Calves Weaned
    - Intercalving Period

MYOSTATIN STATUS

The animal's status, if tested for myostatin variants, is indicated as follows:

- Not Tested
- 0 - Normal
- 1 - Heterozygous / Carrier of Double-Muscling gene
- 2 - Homozygous / Double-Muscled

LOGIX SELECTION VALUES

Calving Ease Value	Weaner Calf Value	Fertility Value	Maintenance Value	Cow Value	Growth Value	Carcass Value
109	98	111	99	101	98	103
1	2	3	4	5	6	7



5 LOGIX Cow Value

Selection of:

- Fertile cows,
- with low maintenance,
- that calf easily,
- and wean heavy calves

1 Calving Ease Value	EBVs Birth Direct & Maternal
Calf Growth Value	EBV Wean Direct
3 Fertility Value	EBVs Cow & Heifer Fertility, EBV Longevity
Milk Value	EBV Wean Maternal
4 Maintenance Value	EBVs Mature weight & Milk



2 LOGIX Weaner Calf Value

Selection of:

- Heavier weaning weights,
- with more milk,
- but restricted birth weight

7 LOGIX Carcass Value

Selection for higher meat yield on carcass



6 LOGIX Growth Value

Selection of efficient growers on veld & in the feedlot

INTERPRETATION OF BREEDING VALUE INDICES

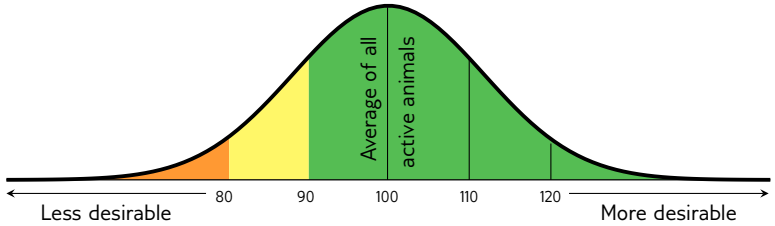

Average between 90 and 110

(Acceptable between 80 and 120)

EXPLANATION OF BREEDING VALUES AND SELECTION VALUES

		Traits		Description/Measurement	Goal	General Guidelines						
							<80	<90	90-110	>110	>120	
Selection Values	5	**Cow Value**	CV	Combination of Calving Ease, Calf Growth, Milk, Maintenance and Fertility Values (Rand-Value)	Profitable Cow	Loss						Profit
	1	**Calving Ease Value**	CEV	Risk for calving problems (calf too heavy) vs calf too small	Average birth weight	High						Low
		Calf Growth Value	CGrV	Calf's genetic ability for pre-weaning growth	Heavy weaner calf	Light						Heavy
		Milk Value	MlkV	Cow's genetic mothering and milking ability	Enough milk for the calf	Less						More
	4	**Maintenance Value**	MntV	Maintenance requirements of cow (cow weight and milk)	Low cow maintenance	High					*	Low
	3	**Fertility Value**	FertV	Fertility and retention of cows and heifers	Fertile cows	Low						High
	2	**Weaner Calf Value**	WnCV	Combination of calf's weight and cow's milk	Heavy weaner calves	Light						Heavy
	6	**Growth Value**	GV	Efficient growth on veld and in feedlot (Rand-value)	Profitable growth	Loss						Profit
	7	**Carcass Value**	VarcV	Meat on carcass (Weight and RTU EBVs)	More meat on the carcass	Less						More
		Production Value	PV	Combination of Cow- and Growth values (Rand-value)	Profitable animals	Loss						Profit
Cow & Heifer	8	**Birth Weight Direct**	BD	Birth weight (Calf's genetic ability)	Average birth weight	Heavy						Light
		Birth Weight Maternal	BM	Birth weight (Cow's genetic ability)	Easy calving	Heavy						Light
	9	**Weaning Weight Direct**	WD	Weaning weight (Calf's genetic ability)	Heavy weaner calves	Light						Heavy
	10	**Weaning Weight Maternal**	WM	Weaning weight (Cow's genetic ability)	Good mothers	Poor						Good
	18	**Mature Cow Weight**	MW	Cow weight at weaning of first three calves	Average mature cow weight	Light				*	*	Heavy
		Cow-Calf Birth	CCB	EBV Birth Direct / EBV Mature Cow weight	Average	Low						High
		Cow-Calf Wean	CCW	EBV Wean Direct / EBV Mature Cow weight	High calf-cow ratio	Low						High
Fertility	12	**Heifer Fertility**	HF	Age at first calving	Fertile heifers	Less						More
	13	**Cow Fertility**	CF.E	First 3 inter-calving periods (ICPs)	Fertile cows	Less						More
	11	**Scrotal Circumference**	SC	Scrotal circumference as measured during the growth test	Fertile bulls	Less						More
	14	**Longevity**	LG	Retention of progeny	Acceptable progeny	Poor						Good
Growth & Frame	15	**Post-Wean Weight**	PWn	12- and 18 month weights	Good post-wean growth	Low					*	High
	16	**Average Daily Gain**	ADG	Average daily gain	Good growth	Poor						Good
	17	**Feed Conversion Ratio**	FCR	100g feed intake / g weight gain	Feed efficiency	Poor						Good
		Final Test Weight	FW	Final weight in the growth test	Heavy carcass	Light					*	Heavy
	19	**Height**	H	Shoulder / Hip height in growth test	Average height	Short						Tall
	20	**Length**	L	Length in growth test	Longer for more muscle	Short						Long
	24	**Length-Height Ratio**	LH	EBV Length / EBV Height	Longer rather than tall	<1						>1
Carcass	21	**Eye Muscle Area**	EMA	RTU measured eye muscle area	Bigger steaks	Small						Big
	22	**Fat Thickness**	Fat	RTU measured P8 backfat thickness	Carcass quality	Thin						Thick
	23	**Marbling**	Mar	RTU measured % of intra-muscular fat	Juicy meat	Low						High
		Dressing Percentage	D%	Carcass weight / Live weight	High dressing percentage	Low						High

* Determined by own selection goal

GENETIC VALUES - BUILDING BLOCKS

Calf and Mother			Fertility				Post-Wean Growth			Frame			Carcass		
Birth Dir.	Wean Dir.	Wean Mat.	Scrot. Circ.	Heifer Fert.	Cow Fert.	Longev.	Post Wean	ADG	FCR	Mature Weight	Height	Length	EMA	Fat	Mar
99	99	90	97	75	92	85	100	94	93	92	123	110	104	100	79
8	9	10	11	12	13	14	15	16	17	18	19	20	21	22	23

The Logix Selection Values are compiled of specific genetic building blocks, as indicated in the selection value descriptions on the previous page. These genetic building blocks are indicated in the catalogue by their Breeding Value Indices.

PHENOTYPIC VALUES

Wean Index	365D Index	540D Index	ADG Index	FCR Index	Scrotum	LH
109	104	105	122	117	327	1.22
			16	17	11	24

- Wean, 365D, 504D, ADG and FCR Indices - phenotypic index obtained within the animal's contemporary group
- Scrotum - adjusted scrotal circumference, in mm, as measured during the growth test
- Length-Height Ratio (LH) - the animal's length / height ratio as measured during the growth test

© Compiled by the South African Stud Book and Livestock Improvement Association
All Pedigree- and Performance Data has been certified as correct

BULLS

LOT 1

BENDITO BONSMARAS

PBL 210019
2021-09-24
SP

Parentage	Sire	Dam
DNA	✔	
Genomic		

- WAT 180376 HH(c)
  - BG 150079
    - FCT 110002
    - BG 120014 — AGE/CALV. 11/6, AVG. WI/CALV. 103/6
  - WAT 140243 — AGE/CALV. 9/6, AVG. WI/CALV. 99/6, ICP 371
    - JRB 080018
    - WAT 110158 — AGE/CALV. 10/9, AVG. WI/CALV. 108/8
- WAT 160093 — AGE/CALV. 7/6, AVG. WI/CALV. 96/4, ICP 371
  - WAT 120140
    - WAT 090083
    - WAT 080169 — AGE/CALV. 6/3, AVG. WI/CALV. 115/3
  - WAT 060326 — AGE/CALV. 10/8, AVG. WI/CALV. 95/8, ICP 346
    - WAT 030025
    - WAT 010101 — AGE/CALV. 7/4, AVG. WI/CALV. 97/4

Calving Ease Value	Weaner Calf Value	Fertility Value	Maintenance Value	Cow Value	Growth Value	Carcass Value
115	85	104	104	94	83	83

Calf and Mother			Fertility				Post-Wean Growth			Frame			Carcass		
Birth Dir.	Wean Dir.	Wean Mat.	Scr. Circ.	Heifer Fert.	Cow Fert.	Longev.	Post Wean	ADG	FCR	Mature Weight	Height	Length	EMA	Fat	Mar
112	84	92	85	108	102	94	79	81	82	95	80	86	84	82	116

Wean Index	365D Index	540D Index	ADG Index	FCR Index	Scrotum	LH
91	-	-	103	-	332	1.22

Myostatin	
Q204X	Not Tested
NT821	Not Tested
F94L	Not Tested

REMARKS:

LOGIX EBV Analysis: 2023-10-25

LOT 2

BENDITO BONSMARAS

PBL 210050
2021-10-20
B

Parentage	Sire	Dam
DNA	✔	
Genomic		

- WAT 160340 HH(c)
  - WAT 130124
    - WAT 090083
    - WAT 100244 — AGE/CALV. 11/10, AVG. WI/CALV. 105/9
  - WAT 130293 — AGE/CALV. 10/7, AVG. WI/CALV. 99/5, ICP 403
    - WAT 070353
    - WAT 060305 — AGE/CALV. 11/9, AVG. WI/CALV. 103/7
- PBL 150032 — AGE/CALV. 7/5, AVG. WI/CALV. 104/4, ICP 436

Calving Ease Value	Weaner Calf Value	Fertility Value	Maintenance Value	Cow Value	Growth Value	Carcass Value
90	116	93	113	109	118	122

Calf and Mother			Fertility				Post-Wean Growth			Frame			Carcass		
Birth Dir.	Wean Dir.	Wean Mat.	Scr. Circ.	Heifer Fert.	Cow Fert.	Longev.	Post Wean	ADG	FCR	Mature Weight	Height	Length	EMA	Fat	Mar
93	113	105	116	93	98	98	121	129	116	89	118	124	124	84	111

Wean Index	365D Index	540D Index	ADG Index	FCR Index	Scrotum	LH
106	-	-	119	-	351	1.21

Myostatin	
Q204X	Not Tested
NT821	Not Tested
F94L	Not Tested

REMARKS:

LOGIX EBV Analysis: 2023-10-25

LOT 3

BENDITO BONSMARAS

PBL 210035
2021-10-08
B

Parentage	Sire	Dam
DNA	✔	
Genomic		

- WAT 160340 HH(c)
  - WAT 130124
    - WAT 090083
    - WAT 100244 — AGE/CALV. 11/10, AVG. WI/CALV. 105/9
  - WAT 130293 — AGE/CALV. 10/7, AVG. WI/CALV. 99/5, ICP 403
    - WAT 070353
    - WAT 060305 — AGE/CALV. 11/9, AVG. WI/CALV. 103/7
- PBL 150014 — AGE/CALV. 7/5, AVG. WI/CALV. 112/4, ICP 412

Calving Ease Value	Weaner Calf Value	Fertility Value	Maintenance Value	Cow Value	Growth Value	Carcass Value
87	121	95	106	113	105	114

Calf and Mother			Fertility				Post-Wean Growth			Frame			Carcass		
Birth Dir.	Wean Dir.	Wean Mat.	Scr. Circ.	Heifer Fert.	Cow Fert.	Longev.	Post Wean	ADG	FCR	Mature Weight	Height	Length	EMA	Fat	Mar
91	114	118	109	92	101	98	110	110	106	92	105	111	112	89	116

Wean Index	365D Index	540D Index	ADG Index	FCR Index	Scrotum	LH
113	-	-	102	-	341	1.19

Myostatin	
Q204X	Not Tested
NT821	Not Tested
F94L	Not Tested

REMARKS:

LOGIX EBV Analysis: 2023-10-25

BULLE

LOT 4

BENDITO BONSMARAS

PBL 210022
2021-09-28
SP

Ouerskap	Vaar	Moer
DNS	✔	✔
Genomies		

- LAR 180004
  - LAR 140173 HH(c)
    - LAR 120033
    - LAR 100159 (OUD/KALW. 13/10, GEM. SI/KALW. 106/10)
  - LAR 080225 (OUD/KALW. 15/10, GEM. SI/KALW. 100/9, TKP 386)
    - LAR 030059
    - LAR 000290 (OUD/KALW. 8/6, GEM. SI/KALW. 106/6)
- AG 170432 (OUD/KALW. 6/5, GEM. SI/KALW. 105/4, TKP 361)
  - AG 110215
    - VV 070012
    - AG 020297 (OUD/KALW. 15/9, GEM. SI/KALW. 108/9)
  - AG 080090 (OUD/KALW. 13/11, GEM. SI/KALW. 105/11, TKP 370)
    - AG 040158
    - HTC 010028 (OUD/KALW. 15/10, GEM. SI/KALW. 110/10)

Geboortegemak Waarde	Speenkalf Waarde	Vrugbaarheids-waarde	Onderhouds-waarde	Koeiwaarde	Groei-waarde	Karkas-waarde
84	130	107	82	121	135	139

Kalf en Moeder			Vrugbaarheid				Na-Speen Groei			Raam			Karkas		
Geb. Dir.	Spn. Dir.	Spn. Mat.	Skr. Omtr.	Vers Vrugb.	Koei Vrugb.	Lankl.	Na-Speen	GDT	VOV	Volw. Gewig	Hoogte	Lengte	OSO	Vet	Mar
83	133	109	139	98	105	114	137	139	126	120	101	123	132	108	77

Spn. Indeks	365D Indeks	540D Indeks	GDT Indeks	VOV Indeks	Skrotum	LH
109	-	-	119	-	379	1.21

Miostatien	
Q204X	Nie Getoets
NT821	Nie Getoets
F94L	Nie Getoets

OPMERKINGS: Behou een mede eienaarskap

LOGIX EBV Analise: 2023-10-25

LOT 5

BENDITO BONSMARAS

PBL 210017
2021-09-19
SP

Ouerskap	Vaar	Moer
DNS	✔	
Genomies		

- WAT 180376 HH(c)
  - BG 150079
    - FCT 110002
    - BG 120014 (OUD/KALW. 11/6, GEM. SI/KALW. 103/6)
  - WAT 140243 (OUD/KALW. 9/6, GEM. SI/KALW. 99/6, TKP 371)
    - JRB 080018
    - WAT 110158 (OUD/KALW. 10/9, GEM. SI/KALW. 108/8)
- PBL 190013 (OUD/KALW. 4/3, GEM. SI/KALW. 96/2, TKP 379)
  - WAT 160340 HH(c)
    - WAT 130124
    - WAT 130293 (OUD/KALW. 10/7, GEM. SI/KALW. 99/5)
  - WAT 160093 (OUD/KALW. 7/6, GEM. SI/KALW. 96/4, TKP 371)
    - WAT 120140
    - WAT 060326 (OUD/KALW. 10/8, GEM. SI/KALW. 95/8)

Geboortegemak Waarde	Speenkalf Waarde	Vrugbaarheids-waarde	Onderhouds-waarde	Koeiwaarde	Groei-waarde	Karkas-waarde
124	90	98	117	99	89	87

Kalf en Moeder			Vrugbaarheid				Na-Speen Groei			Raam			Karkas		
Geb. Dir.	Spn. Dir.	Spn. Mat.	Skr. Omtr.	Vers Vrugb.	Koei Vrugb.	Lankl.	Na-Speen	GDT	VOV	Volw. Gewig	Hoogte	Lengte	OSO	Vet	Mar
122	80	98	98	103	94	100	81	92	93	86	86	92	97	78	90

Spn. Indeks	365D Indeks	540D Indeks	GDT Indeks	VOV Indeks	Skrotum	LH
96	-	-	100	-	346	1.20

Miostatien	
Q204X	Nie Getoets
NT821	Nie Getoets
F94L	Nie Getoets

OPMERKINGS:

LOGIX EBV Analise: 2023-10-25

LOT 6

BENDITO BONSMARAS

PBL 210038
2021-10-10
SP

Ouerskap	Vaar	Moer
DNS	✔	
Genomies		

- AEJ 170026 HH(c)
  - AEJ 110111
    - AEJ 090005
    - AEJ 040101 (OUD/KALW. 13/8, GEM. SI/KALW. 103/7)
  - AEJ 090093 (OUD/KALW. 12/9, GEM. SI/KALW. 106/9, TKP 390)
    - AG 020251
    - AEJ 010151 (OUD/KALW. 13/11, GEM. SI/KALW. 114/10)
- WAT 170566 (OUD/KALW. 5/3, GEM. SI/KALW. 105/3, TKP 496)
  - WAT 140330
    - WAT 070353
    - WAT 080090 (OUD/KALW. 11/10, GEM. SI/KALW. 90/10)
  - WAT 120006 (OUD/KALW. 9/7, GEM. SI/KALW. 104/6, TKP 398)
    - WAT 060355
    - WAT 060099 (OUD/KALW. 12/9, GEM. SI/KALW. 108/9)

Geboortegemak Waarde	Speenkalf Waarde	Vrugbaarheids-waarde	Onderhouds-waarde	Koeiwaarde	Groei-waarde	Karkas-waarde
93	128	87	87	112	136	135

Kalf en Moeder			Vrugbaarheid				Na-Speen Groei			Raam			Karkas		
Geb. Dir.	Spn. Dir.	Spn. Mat.	Skr. Omtr.	Vers Vrugb.	Koei Vrugb.	Lankl.	Na-Speen	GDT	VOV	Volw. Gewig	Hoogte	Lengte	OSO	Vet	Mar
93	127	110	129	91	85	107	135	143	134	113	137	127	129	99	123

Spn. Indeks	365D Indeks	540D Indeks	GDT Indeks	VOV Indeks	Skrotum	LH
119	-	-	119	-	356	1.16

Miostatien	
Q204X	Nie Getoets
NT821	Nie Getoets
F94L	Nie Getoets

OPMERKINGS:

LOGIX EBV Analise: 2023-10-25

BULLS

LOT 7

BENDITO BONSMARAS

PBL 210009
2021-05-28
SP

Parentage	Sire	Dam
DNA ✔		
Genomic		

- AEJ 170026 HH(c)
  - AEJ 110111
    - AEJ 090005
    - AEJ 040101 (AGE/CALV. 13/8, AVG. WI/CALV. 103/7)
  - AEJ 090093 (AGE/CALV. 12/9, AVG. WI/CALV. 106/9, ICP 390)
    - AG 020251
    - AEJ 010151 (AGE/CALV. 13/11, AVG. WI/CALV. 114/10)
- WAT 140166 (AGE/CALV. 9/7, AVG. WI/CALV. 104/6, ICP 425)
  - WAT 070353
    - WAT 030025
    - WAT 000061 (AGE/CALV. 11/7, AVG. WI/CALV. 104/7)
  - WAT 050164 (AGE/CALV. 10/8, AVG. WI/CALV. 107/6, ICP 371)
    - WAT 030026
    - WAT 960061 (AGE/CALV. 11/9, AVG. WI/CALV. 107/9)

Calving Ease Value	Weaner Calf Value	Fertility Value	Maintenance Value	Cow Value	Growth Value	Carcass Value
92	121	73	104	101	125	119

Calf and Mother			Fertility				Post-Wean Growth			Frame			Carcass		
Birth Dir.	Wean Dir.	Wean Mat.	Scr. Circ.	Heifer Fert.	Cow Fert.	Longev.	Post Wean	ADG	FCR	Mature Weight	Height	Length	EMA	Fat	Mar
91	113	116	111	84	72	103	118	124	116	94	119	119	110	95	114

Wean Index	365D Index	540D Index	ADG Index	FCR Index	Scrotum	LH
112	-	-	114	-	337	1.22

Myostatin	
Q204X	Not Tested
NT821	Not Tested
F94L	Not Tested

REMARKS:

LOGIX EBV Analysis: 2023-10-25

LOT 8

BENDITO BONSMARAS

PBL 210008
2021-05-27
SP

Parentage	Sire	Dam
DNA ✔		
Genomic		

- AEJ 170026 HH(c)
  - AEJ 110111
    - AEJ 090005
    - AEJ 040101 (AGE/CALV. 13/8, AVG. WI/CALV. 103/7)
  - AEJ 090093 (AGE/CALV. 12/9, AVG. WI/CALV. 106/9, ICP 390)
    - AG 020251
    - AEJ 010151 (AGE/CALV. 13/11, AVG. WI/CALV. 114/10)
- LMR 110119 (AGE/CALV. 12/9, AVG. WI/CALV. 109/9, ICP 375)
  - LAR 040172
    - LAR 000084
    - LAR 970251 (AGE/CALV. 14/12, AVG. WI/CALV. 107/10)
  - LMR 040094 (AGE/CALV. 15/12, AVG. WI/CALV. 106/13, ICP 404)
    - HWB 960136
    - LMR 960087 (AGE/CALV. 8/6, AVG. WI/CALV. 104/5)

Calving Ease Value	Weaner Calf Value	Fertility Value	Maintenance Value	Cow Value	Growth Value	Carcass Value
89	112	96	95	106	114	108

Calf and Mother			Fertility				Post-Wean Growth			Frame			Carcass		
Birth Dir.	Wean Dir.	Wean Mat.	Scr. Circ.	Heifer Fert.	Cow Fert.	Longev.	Post Wean	ADG	FCR	Mature Weight	Height	Length	EMA	Fat	Mar
93	108	120	123	94	98	104	114	112	108	102	103	105	101	104	130

Wean Index	365D Index	540D Index	ADG Index	FCR Index	Scrotum	LH
100	-	-	109	-	373	1.20

Myostatin	
Q204X	Not Tested
NT821	Not Tested
F94L	Not Tested

REMARKS:

LOGIX EBV Analysis: 2023-10-25

LOT 9

BENDITO BONSMARAS

PBL 210059
2021-11-18
B

Parentage	Sire	Dam
DNA ✔		
Genomic		

- AEJ 170026 HH(c)
  - AEJ 110111
    - AEJ 090005
    - AEJ 040101 (AGE/CALV. 13/8, AVG. WI/CALV. 103/7)
  - AEJ 090093 (AGE/CALV. 12/9, AVG. WI/CALV. 106/9, ICP 390)
    - AG 020251
    - AEJ 010151 (AGE/CALV. 13/11, AVG. WI/CALV. 114/10)
- PBL 170057 (AGE/CALV. 5/4, AVG. WI/CALV. 107/4, ICP 329)

Calving Ease Value	Weaner Calf Value	Fertility Value	Maintenance Value	Cow Value	Growth Value	Carcass Value
108	112	97	101	110	110	109

Calf and Mother			Fertility				Post-Wean Growth			Frame			Carcass		
Birth Dir.	Wean Dir.	Wean Mat.	Scr. Circ.	Heifer Fert.	Cow Fert.	Longev.	Post Wean	ADG	FCR	Mature Weight	Height	Length	EMA	Fat	Mar
109	105	107	116	96	95	107	111	112	108	97	110	112	99	95	122

Wean Index	365D Index	540D Index	ADG Index	FCR Index	Scrotum	LH
107	-	100	100	-	362	1.19

Myostatin	
Q204X	Not Tested
NT821	Not Tested
F94L	Not Tested

REMARKS:

LOGIX EBV Analysis: 2023-10-25

BULLE

LOT 10

BENDITO BONSMARAS

PBL 210010
2021-06-09
B

Ouerskap	Vaar	Moer
DNS	✔	
Genomies		

WAT 160340 HH(c)
- WAT 130124
  - WAT 090083
  - WAT 100244 (OUD/KALW. 11/10, GEM. SI/KALW. 105/9)
- WAT 130293 (OUD/KALW. 10/7, GEM. SI/KALW. 99/5, TKP 403)
  - WAT 070353
  - WAT 060305 (OUD/KALW. 11/9, GEM. SI/KALW. 103/7)

PBL 180052 (OUD/KALW. 5/3, GEM. SI/KALW. 102/3, TKP 450)
- MULTIPLE SIRES
- WAT 150518 (OUD/KALW. 7/6, GEM. SI/KALW. 109/4, TKP 395)
  - JFE 120074
  - WAT 070138 (OUD/KALW. 11/10, GEM. SI/KALW. 99/10)

Geboortegemak Waarde	Speenkalf Waarde	Vrugbaarheids-waarde	Onderhouds-waarde	Koeiwaarde	Groei-waarde	Karkas-waarde
113	105	87	113	102	99	101

Kalf en Moeder			Vrugbaarheid				Na-Speen Groei			Raam			Karkas		
Geb. Dir.	Spn. Dir.	Spn. Mat.	Skr. Omtr.	Vers Vrugb.	Koei Vrugb.	Lankl.	Na-Speen	GDT	VOV	Volw. Gewig	Hoogte	Lengte	OSO	Vet	Mar
109	93	108	101	95	86	100	93	100	95	88	100	108	110	87	101

Spn. Indeks	365D Indeks	540D Indeks	GDT Indeks	VOV Indeks	Skrotum	LH
102	-	-	100	-	340	1.22

Miostatien	
Q204X	Nie Getoets
NT821	Nie Getoets
F94L	Nie Getoets

OPMERKINGS:

LOGIX EBV Analise: 2023-10-25

LOT 11

BENDITO BONSMARAS

PBL 210020
2021-09-27
B

Ouerskap	Vaar	Moer
DNS	✔	
Genomies		

AEJ 170026 HH(c)
- AEJ 110111
  - AEJ 090005
  - AEJ 040101 (OUD/KALW. 13/8, GEM. SI/KALW. 103/7)
- AEJ 090093 (OUD/KALW. 12/9, GEM. SI/KALW. 106/9, TKP 390)
  - AG 020251
  - AEJ 010151 (OUD/KALW. 13/11, GEM. SI/KALW. 114/10)

PBL 150013 (OUD/KALW. 7/4, GEM. SI/KALW. 90/3, TKP 364)

Geboortegemak Waarde	Speenkalf Waarde	Vrugbaarheids-waarde	Onderhouds-waarde	Koeiwaarde	Groei-waarde	Karkas-waarde
93	101	95	102	96	113	109

Kalf en Moeder			Vrugbaarheid				Na-Speen Groei			Raam			Karkas		
Geb. Dir.	Spn. Dir.	Spn. Mat.	Skr. Omtr.	Vers Vrugb.	Koei Vrugb.	Lankl.	Na-Speen	GDT	VOV	Volw. Gewig	Hoogte	Lengte	OSO	Vet	Mar
98	107	92	110	100	95	97	111	119	120	96	116	106	98	98	128

Spn. Indeks	365D Indeks	540D Indeks	GDT Indeks	VOV Indeks	Skrotum	LH
96	-	-	114	-	359	1.13

Miostatien	
Q204X	Nie Getoets
NT821	Nie Getoets
F94L	Nie Getoets

OPMERKINGS:

LOGIX EBV Analise: 2023-10-25

LOT 12

BENDITO BONSMARAS

PBL 210006
2021-05-23
SP

Ouerskap	Vaar	Moer
DNS	✔	✔
Genomies		

AEJ 170026 HH(c)
- AEJ 110111
  - AEJ 090005
  - AEJ 040101 (OUD/KALW. 13/8, GEM. SI/KALW. 103/7)
- AEJ 090093 (OUD/KALW. 12/9, GEM. SI/KALW. 106/9, TKP 390)
  - AG 020251
  - AEJ 010151 (OUD/KALW. 13/11, GEM. SI/KALW. 114/10)

WAT 090069 (OUD/KALW. 14/11, GEM. SI/KALW. 100/11, TKP 390)
- FCT 990022
  - EI 920079
  - RE 940025 (OUD/KALW. 13/11, GEM. SI/KALW. 104/11)
- WAT 060210 (OUD/KALW. 4/2, GEM. SI/KALW. 104/1, TKP 577)
  - FCT 020011
  - WAT 990078 (OUD/KALW. 8/5, GEM. SI/KALW. 112/5)

Geboortegemak Waarde	Speenkalf Waarde	Vrugbaarheids-waarde	Onderhouds-waarde	Koeiwaarde	Groei-waarde	Karkas-waarde
101	107	86	95	99	115	113

Kalf en Moeder			Vrugbaarheid				Na-Speen Groei			Raam			Karkas		
Geb. Dir.	Spn. Dir.	Spn. Mat.	Skr. Omtr.	Vers Vrugb.	Koei Vrugb.	Lankl.	Na-Speen	GDT	VOV	Volw. Gewig	Hoogte	Lengte	OSO	Vet	Mar
105	103	114	92	91	86	102	112	118	118	102	110	112	102	106	113

Spn. Indeks	365D Indeks	540D Indeks	GDT Indeks	VOV Indeks	Skrotum	LH
95	-	-	103	-	323	1.19

Miostatien	
Q204X	Nie Getoets
NT821	Nie Getoets
F94L	Nie Getoets

OPMERKINGS:

LOGIX EBV Analise: 2023-10-25

BULLS

LOT 13

BENDITO BONSMARAS

PBL 210036
2021-10-09
B

Parentage	Sire	Dam
DNA	✔	
Genomic		

- WAT 180376 HH(c)
  - BG 150079
    - FCT 110002
    - BG 120014 AGE/CALV. 11/6 AVG. WI/CALV. 103/6
  - WAT 140243 AGE/CALV. 9/6 AVG. WI/CALV. 99/6 ICP 371
    - JRB 080018
    - WAT 110158 AGE/CALV. 10/9 AVG. WI/CALV. 108/8
- WAT 160103 AGE/CALV. 7/5 AVG. WI/CALV. 97/4 ICP 381
  - WAT 120421
    - WAT 070353
    - WAT 060174 AGE/CALV. 9/6 AVG. WI/CALV. 105/5
  - WAT 050020 AGE/CALV. 11/8 AVG. WI/CALV. 86/7 ICP 424
    - WAT 030022
    - WAT 020134 AGE/CALV. 10/8 AVG. WI/CALV. 104/7

Calving Ease Value	Weaner Calf Value	Fertility Value	Maintenance Value	Cow Value	Growth Value	Carcass Value
125	89	103	114	101	88	80

Calf and Mother			Fertility				Post-Wean Growth			Frame			Carcass		
Birth Dir.	Wean Dir.	Wean Mat.	Scr. Circ.	Heifer Fert.	Cow Fert.	Longev.	Post Wean	ADG	FCR	Mature Weight	Height	Length	EMA	Fat	Mar
123	76	106	107	107	98	99	79	87	91	88	85	83	82	85	84

Wean Index	365D Index	540D Index	ADG Index	FCR Index	Scrotum	LH
95	-	-	94	-	370	1.18

Myostatin	
Q204X	Not Tested
NT821	Not Tested
F94L	Not Tested

REMARKS:

LOGIX EBV Analysis: 2023-10-25

LOT 14

BENDITO BONSMARAS

AEJ 170026 HH(c)
2017-04-30
SP

Parentage	Sire	Dam
DNA	✔	
Genomic	✔	

- AEJ 110111
  - AEJ 090005
    - AG 020251
    - AEJ 010118 AGE/CALV. 13/10 AVG. WI/CALV. 105/10
  - AEJ 040101 AGE/CALV. 13/8 AVG. WI/CALV. 103/7 ICP 416
    - JJF 000131
    - AEJ 990079 AGE/CALV. 14/10 AVG. WI/CALV. 115/10
- AEJ 090093 AGE/CALV. 12/9 AVG. WI/CALV. 106/9 ICP 390
  - AG 020251
    - AG 980338
    - AG 950206 AGE/CALV. 17/13 AVG. WI/CALV. 109/11
  - AEJ 010151 AGE/CALV. 13/11 AVG. WI/CALV. 114/10 ICP 382
    - AEJ 980118
    - AEJ 980145 AGE/CALV. 10/8 AVG. WI/CALV. 93/8

Calving Ease Value	Weaner Calf Value	Fertility Value	Maintenance Value	Cow Value	Growth Value	Carcass Value
93	115	81	99	101	125	118

Calf and Mother			Fertility				Post-Wean Growth			Frame			Carcass		
Birth Dir.	Wean Dir.	Wean Mat.	Scr. Circ.	Heifer Fert.	Cow Fert.	Longev.	Post Wean	ADG	FCR	Mature Weight	Height	Length	EMA	Fat	Mar
96	113	110	114	88	78	109	119	124	120	98	110	115	107	100	132

Wean Index	365D Index	540D Index	ADG Index	FCR Index	Scrotum	LH
101	-	-	94	-	348	1.17

Myostatin	
Q204X	0
NT821	0
F94L	0

REMARKS:

LOGIX EBV Analysis: 2023-10-25

LOT 15

BENDITO BONSMARAS

PBL 210048
2021-10-20
SP

Parentage	Sire	Dam
DNA	✔	
Genomic		

- WAT 160340 HH(c)
  - WAT 130124
    - WAT 090083
    - WAT 100244 AGE/CALV. 11/10 AVG. WI/CALV. 105/9
  - WAT 130293 AGE/CALV. 10/7 AVG. WI/CALV. 99/5 ICP 403
    - WAT 070353
    - WAT 060305 AGE/CALV. 11/9 AVG. WI/CALV. 103/7
- WAT 150241 AGE/CALV. 8/6 AVG. WI/CALV. 107/4 ICP 401
  - JRB 080018
    - JRB 010075
    - JRB 020213 AGE/CALV. 10/6 AVG. WI/CALV. 99/6
  - WAT 070183 AGE/CALV. 11/10 AVG. WI/CALV. 93/10 ICP 371
    - WAT 030022
    - WAT 040057 AGE/CALV. 13/10 AVG. WI/CALV. 100/10

Calving Ease Value	Weaner Calf Value	Fertility Value	Maintenance Value	Cow Value	Growth Value	Carcass Value
92	111	98	112	107	102	100

Calf and Mother			Fertility				Post-Wean Growth			Frame			Carcass		
Birth Dir.	Wean Dir.	Wean Mat.	Scr. Circ.	Heifer Fert.	Cow Fert.	Longev.	Post Wean	ADG	FCR	Mature Weight	Height	Length	EMA	Fat	Mar
93	108	103	123	94	99	104	106	106	100	90	106	109	125	72	74

Wean Index	365D Index	540D Index	ADG Index	FCR Index	Scrotum	LH
114	-	-	97	-	370	1.19

Myostatin	
Q204X	Not Tested
NT821	Not Tested
F94L	Not Tested

REMARKS:

LOGIX EBV Analysis: 2023-10-25

BULLE

LOT 16 *BENDITO BONSMARAS*

PBL 210047
2021-10-19
B

Ouerskap	Vaar	Moer
DNS	✔	
Genomies		

AEJ 170026 HH(c)

PBL 150035
OUD/KALW. 7/6
GEM. SI/KALW. 100/4
TKP 381

AEJ 110111

AEJ 090005

AEJ 040101
OUD/KALW. 13/8
GEM. SI/KALW. 103/7

AEJ 090093
OUD/KALW. 12/9
GEM. SI/KALW. 106/9
TKP 390

AG 020251

AEJ 010151
OUD/KALW. 13/11
GEM. SI/KALW. 114/10

Geboortegemak Waarde	Speenkalf Waarde	Vrugbaarheids-waarde	Onderhouds-waarde	Koeiwaarde	Groei-waarde	Karkas-waarde
98	110	93	93	104	110	109

Kalf en Moeder			Vrugbaarheid				Na-Speen Groei			Raam			Karkas		
Geb. Dir.	Spn. Dir.	Spn. Mat.	Skr. Omtr.	Vers Vrugb.	Koei Vrugb.	Lankl.	Na-Speen	GDT	VOV	Volw. Gewig	Hoogte	Lengte	OSO	Vet	Mar
100	110	105	119	96	96	98	112	106	97	106	115	116	117	85	140

Spn. Indeks	365D Indeks	540D Indeks	GDT Indeks	VOV Indeks	Skrotum	LH
106	-	-	93	91	364	1.20

Miostatien	
Q204X	0
NT821	0
F94L	0

OPMERKINGS:

LOGIX EBV Analise: 2023-10-25

Bonsmara SA Cattle Breeders' Society

© Compiled by the South African Stud Book and Livestock Improvement Association
All Pedigree- and Performance Data has been certified as correct

Dier Info				Actual Values						Expected Breeding Values											Indices			Dam		
LOT	Animal ID	Sex	SEC	Birth Wt (kg)	205d Wt (kg)	CCB *Ratio*	CCW *Ratio*	Length Height *Ratio*	Scr. Circ. *(mm)*	Birth Dir (kg)	Birth Mat (kg)	Wean Dir (kg)	Wean Mat (kg)	Post Wean (kg)	Mature Weight. (kg)	ADG (g/d)	FCR (kg:kg)	Scr. Circ. (mm)	Height. (mm)	Length (mm)	Wean	ADG	Scr. Circ.	Avg. Wean Index	Nr. Calves	Repr. Index
			Breed Average							1.09	-0.22	14.5	3.9	23	10	107	-49	11.8	1.0	15.0						
			Auction Average	35	265	6.53	48.3	1.19	353	1.01	-0.06	16.9	5.9	33	7	170	-65	19.6	6	28	104	105	112	102	6.0	110
1	PBL 210019	M	SP	34	248	6.19	41.5	1.22	332	-0.17	-0.86	7.4	1.6	10.9	4.3	10	-15	1.9	-16	-3	91	103	85	96	6	120
2	PBL 210050	M	B	38	288	7.2	50.5	1.21	351	1.80	0.39	20.2	5.2	42.4	-2.3	254	-80	22	16	48	106	119	116	104	5	100
3	PBL 210035	M	B	37	302	7.18	55.9	1.19	341	2.04	0.50	21.0	8.9	34.3	1.5	155	-60	17.7	6	30	113	102	109	112	5	105
4	PBL 210022	M	SP	38	294	7.21	50.8	1.21	379	2.91	-0.30	29.3	6.4	55.6	32.1	301	-99	37	2	46	109	119	139	105	5	121
5	PBL 210017	M	SP	27	254	5.79	48.5	1.20	346	-1.27	-0.64	5.4	3.2	12.0	-6.0	70	-36	10.3	-11	4	96	100	98	96	3	118
6	PBL 210038	M	SP	37	309	6.48	55.6	1.16	356	1.86	-0.16	26.7	6.6	54.3	24.6	322	-115	30.7	32	52	119	119	129	105	3	102
7	PBL 210009	M	SP	35	267	6.12	58.7	1.22	337	2.04	-0.31	20.3	8.6	40.8	2.8	228	-79	19.2	17	41	112	114	111	104	7	110
8	PBL 210008	M	SP	37	213	6.49	37.8	1.20	373	1.86	0.43	17.9	9.7	37.3	12.5	166	-65	26.5	4	22	100	109	123	109	9	108
9	PBL 210059	M	B	31	239	6.35	46.5	1.19	362	0.08	-0.08	16.5	6.0	36.4	6.1	165	-64	21.9	9	31	107	100	116	107	4	122
10	PBL 210010	M	B	30	243	5.42	45.8	1.22	340	0.13	-0.85	11.3	6.2	22.3	-2.9	108	-40	12.2	1	26	102	100	101	102	3	114
11	PBL 210020	M	B	36	263	6.87	43.4	1.13	359	1.29	0.62	17.5	1.6	34.3	5.6	202	-87	18.5	15	23	96	114	110	90	4	94
12	PBL 210006	M	SP	34	231	5.94	46	1.19	323	0.60	0.44	15.6	7.9	35.5	12.8	198	-83	6.8	9	31	95	103	92	100	11	111
13	PBL 210036	M	B	32	255	5.93	46.8	1.18	370	-1.42	-0.55	3.7	5.5	10.4	-3.4	42	-31	16.4	-11	-8	95	94	107	97	5	112
14	AEJ 170026	M	SP	38	234	5.55	40.5	1.17	348	1.51	0.35	20.2	6.7	41.1	8.3	230	-87	21	10	35	101	94	114	106	9	108
15	PBL 210048	M	SP	41	310	8.2	54.7	1.19	370	1.85	-0.08	18.0	4.6	31.3	-1.6	135	-49	26.9	6	27	114	97	123	107	6	109
16	PBL 210047	M	B	35	285	7.58	50	1.20	364	1.05	0.18	19.2	5.2	35.8	16.2	138	-43	24.3	13	37	106	93	119	100	6	112

© Compiled by the South African Stud Book and Livestock Improvement Association
All Pedigree- and Performance Data has been certified as correct

EXPLANATION OF CATALOGUE ABBREVIATIONS		VERDUIDELIKING VAN KATALOGUS AFKORTINGS	
Lot Number	LOT	LOT	Lot Nommer
Estimated breeding value	EBV	EBV	Beraamde teelwaarde
Parentage verification	Parentage	Ouerskap	Ouerskap verifikasie
Age in years / Number of calvings	AGE. / CALV.	OUD. / KALF.	Ouderdom in jaar / Aantal kalwings
Average Wean index / Number of calves weaned	Ave WI / CALV.	GEM SI / KALF.	Gemiddelde speen indeks / Aantal kalwers gespeen
Animal identification number	ID	ID	Dier se identifikasie nommer
Herd Book Section	SEC	AFD	Kuddeboek Afdeling
Herd Book Section: Pending Registration	PEN	PEN	Kuddeboek Afdeling: Wag vir Registrasie
Herd Book Section: Not for Registration	NFR	NFR	Kuddeboek Afdeling: Nie vir Registrasie
Herd Book Section: Foundation Generation	FO	FO	Kuddeboek Afdeling: Fondasie Generasie
Herd Book Section: Appendix A	A	A	Kuddeboek Afdeling: Aanhangsel A
Herd Book Section: Appendix B	B	B	Kuddeboek Afdeling: Aanhangsel B
Herd Book Section: Studbook Proper, a registered animal	SP	SP	Kuddeboek Afdeling: Studbook Proper, 'n geregistreerde dier
Genomically Tested	GT	GT	Genomies Getoets
Homozygous Horned (Celtic test)	HH(c)	HH(c)	Homosigoties horings (Celtic toets)
Homozygous Polled (Celtic test)	PP(c)	PP(c)	Homosigotiets Poena (Celtic toets)
Heterozygous Polled (Celtic test)	Pp(c)	Pp(c)	Heterosigoties Poena (Celtic toets)
Phenotypically Polled	P	P	Fenotipies Poena
Intercalving Period	ICP	TKP	Tussen-Kalf Periode
Birth Direct breeding value	Birth Dir.	Geb. Dir	Geboorte Direk teelwaarde
Wean Direct breeding value	Wean Dir.	Spn. Dir.	Speen Direk teelwaarde
Wean Maternal breeding value	Wean Mat.	SPn. Mat.	Speen Maternaal teelwaarde
Scrotal Circumference	Scr. Circ.	Skr. Omt.	Skrotum omtrek
Heifer Fertility	Heifer Fert.	Vers Vrugb.	Vers Vrugbaarheid
Cow Fertility	Cow Fert.	Koei Vrugb.	Koei Vrugbaarheid
Longevity	Longev.	Lankl.	Lanklewendheid
Mature Weight	Mat. Wt.	Volw. Gewig	Volwasse gewig
Average Daily Gain (g/day)	ADG	GDT	Gemiddelde Daaglikse Toename
Feed Conversion Ratio (kg:kg)	FCR	VOV	Voeromset Verhouding
Eye Muscle Area	EMA	OSO	Oogspier grootte
Backfat Thickness	Fat	Vet	Rugvet Diepte
Marbeling (intra-muscular fat)	Mar	Mar	Marmering (binne-spierse vet)
365-day weight index	365D Index	365D Indeks	365-dae gewig indeks
540-day weight index	540D Index	540D Indeks	540-dae gewig indeks
Length-Height ratio	LH	LH	Lengte-Hoogte Verhouding
Actual Birth weight	Birth Wt.	Geb. gewig	Werklike Geboorte gewig
205-day Dam-age corrected weight	205d Wt.	205d gewig	205-dag Moeder-ouderdom gekorrigeerde gewig
Cow-Calf Birth Ratio	CCG	KKG	Koei-Kalf Geboorte Verhouding
Cow-Calf Wean Ratio	CCW	KKS	Koei-Kalf Speen Verhouding
Average Weaning Index	Avg. Wean Index	Gem. Spn. Indeks	Gemiddelde speen indeks
Number of Calves	Nr. Calves	Aant. Kalw.	Aantal kalwers
Reproduction Index	Repr. Index	Repr. Indeks	Reproduksie indeks
Animal sex: M - Male, F - Female	M / F	M / V	Dier geslag: M - Manlik, V - Vroulik