AMPTELIKE VEILINGSKATALOGUS VIR / OFFICIAL AUCTION CATALOGUE FOR

ESSAKOV BONSMARAS

Veilingsdatum / Auction Date:
16 February 2024

Data soos op / Data as on:
29 January 2024

BONSMARA SA

SA STAMBOEK STUD BOOK

SALES UNDER AUSPICES OF BONSMARA SA

Bonsmara stud breeding is subject to the stipulations of the Livestock Improvement Act and conforms to the standards of Bonsmara SA. The Society therefore has the right to implement certain controls to ensure the accuracy of information regarding Parentage, Performance and Estimated Breeding Values.

Information regarding Parentage, Performance and Estimated Breeding Values of animals, as supplied by the breeder, have been verified and compared to the official database of LOGIX BEEF. Bonsmara SA therefore, confirms the accuracy of such information.

To the knowledge of the Society these controls have been carried out accurately. However, the Society does not take any responsibility for incorrect information through printing errors or incorrect information provided by the breeder.

Animals on such sales have been visually screened by Inspectors of Bonsmara SA and comply with the Bonsmara Minimum Breed Standards as stipulated by the Society.

The Society DOES NOT have any control over:

- Immunization and health status of animals
- Pregnancy status of cows and heifers
- Suitability of a bull for breeding
- Fertility status as well as venereal diseases and
- Commercial animals

Since the above is not classified as information regarding Parentage, Performance and Estimated Breeding Values, it DOES NOT fall within the jurisdiction of the meaning "Under the Auspices of Bonsmara SA".

VEILINGS ONDER BESKERMING VAN BONSMARA SA

Bonsmara stoetteling wat onderhewig is aan die bepalings van die Veeverbeteringswet, vind plaas onder die vaandel van Bonsmara SA. Daarom behou die Genootskap hom die reg voor om kontroles volgens bepaalde prosedures uit te oefen ten opsigte van Ouerskap inligting, Prestasiedata en Beraamde Teelwaardes.

Ouerskap inligting, Prestasiedata en Beraamde Teelwaardes soos deur die teler voorsien vir die doel van hierdie katalogus, is gekontroleer en vergelyk met die amptelike databasis soos gehou deur LOGIX BEEF. Bonsmara SA bevestig dus die korrektheid van sodanige inligting.

Alhoewel die kontroles na die beste wete van die Genootskap gedoen is, kan die Genootskap egter nie verantwoordelik gehou word vir foutiewe inligting as gevolg van drukkersfoute of verkeerde inligting deur die telers verskaf nie.

Diere wat op hierdie veilings aangebied word, is onderwerp aan 'n proses van visuele inspeksie deur Keurders van Bonsmara SA en voldoen aan die Bonsmara Minimum Rasstandaarde soos bepaal deur die Genootskap.

Die Genootskap het egter GEEN beheer oor:

- Immunisering en gesondheidstatus van diere
- Dragtigheidstatus van koeie en verse
- Teelgeskiktheid van bulle
- Vrugbaarheidstatus, asook geslagsiektes en
- Kommersiële diere nie.

Aangesien bogenoemde nie val onder die bedoeling met Ouerskap inligting, Prestasiedata en Beraamde Teelwaardes nie, sorteer dit NIE onder die jurisdiksie van die bedoeling "Onder beskerming van Bonsmara SA" nie.

ANIMAL AND PEDIGREE INFORMATION

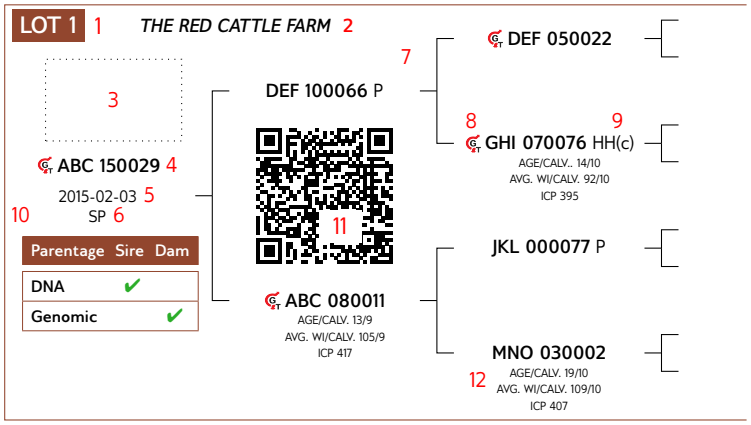

1. Lot Number
2. Owner of the animal
3. Herd's logo (if available)
4. Animal Identification Number
5. Birth date
6. Herd book section - NFR / PEN / F0 / A / B / SP
7. Four (4) generation pedigree
8. Genomic testing - it is indicated with the **GT** logo
9. Polled Status - the status will only be printed for animals that have been tested
10. Parentage Verification - a green tick (✔) indicates that the sire and/or dam has been verified via either microsatellite (DNA), or Genomic testing
11. QR Code - This code can be scanned with a smart device. It redirects to the animal's information on **www.SABeefBulls.com** where all information for the animal is available.
12. Dam information
    - Age and Number of Calvings
    - Average Wean Index and Number of Calves Weaned
    - Intercalving Period

MYOSTATIN STATUS

The animal's status, if tested for myostatin variants, is indicated as follows:

- Not Tested
- 0 - Normal
- 1 - Heterozygous / Carrier of Double-Muscling gene
- 2 - Homozygous / Double-Muscled

LOGIX SELECTION VALUES

Calving Ease Value	Weaner Calf Value	Fertility Value	Maintenance Value	Cow Value	Growth Value	Carcass Value
109	98	111	99	101	98	103
1	2	3	4	5	6	7



5 LOGIX Cow Value

Selection of:

- Fertile cows,
- with low maintenance,
- that calf easily,
- and wean heavy calves

1 Calving Ease Value	EBVs Birth Direct & Maternal
Calf Growth Value	EBV Wean Direct
3 Fertility Value	EBVs Cow & Heifer Fertility, EBV Longevity
Milk Value	EBV Wean Maternal
4 Maintenance Value	EBVs Mature weight & Milk



2 LOGIX Weaner Calf Value

Selection of:

- Heavier weaning weights,
- with more milk,
- but restricted birth weight

7 LOGIX Carcass Value

Selection for higher meat yield on carcass



6 LOGIX Growth Value

Selection of efficient growers on veld & in the feedlot

INTERPRETATION OF BREEDING VALUE INDICES

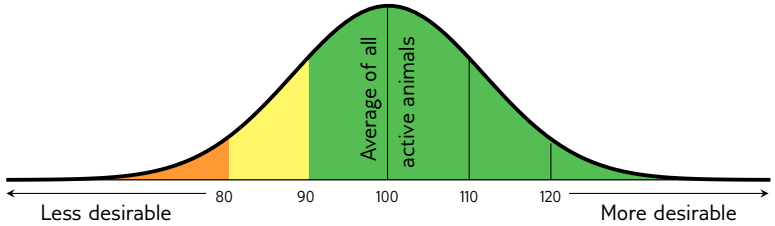

Average between 90 and 110

(Acceptable between 80 and 120)

© Compiled by the South African Stud Book and Livestock Improvement Association
All Pedigree- and Performance Data has been certified as correct

EXPLANATION OF BREEDING VALUES AND SELECTION VALUES

		Traits		Description/Measurement	Goal	General Guidelines						
							<80	<90	90-110	>110	>120	
Selection Values	5	**Cow Value**	CV	Combination of Calving Ease, Calf Growth, Milk, Maintenance and Fertility Values (Rand-Value)	Profitable Cow	Loss						Profit
	1	**Calving Ease Value**	CEV	Risk for calving problems (calf too heavy) vs calf too small	Average birth weight	High						Low
		Calf Growth Value	CGrV	Calf's genetic ability for pre-weaning growth	Heavy weaner calf	Light						Heavy
		Milk Value	MlkV	Cow's genetic mothering and milking ability	Enough milk for the calf	Less						More
	4	**Maintenance Value**	MntV	Maintenance requirements of cow (cow weight and milk)	Low cow maintenance	High					*	Low
	3	**Fertility Value**	FertV	Fertility and retention of cows and heifers	Fertile cows	Low						High
	2	**Weaner Calf Value**	WnCV	Combination of calf's weight and cow's milk	Heavy weaner calves	Light						Heavy
	6	**Growth Value**	GV	Efficient growth on veld and in feedlot (Rand-value)	Profitable growth	Loss						Profit
	7	**Carcass Value**	VarcV	Meat on carcass (Weight and RTU EBVs)	More meat on the carcass	Less						More
		Production Value	PV	Combination of Cow- and Growth values (Rand-value)	Profitable animals	Loss						Profit
Cow & Heifer	8	**Birth Weight Direct**	BD	Birth weight (Calf's genetic ability)	Average birth weight	Heavy						Light
		Birth Weight Maternal	BM	Birth weight (Cow's genetic ability)	Easy calving	Heavy						Light
	9	**Weaning Weight Direct**	WD	Weaning weight (Calf's genetic ability)	Heavy weaner calves	Light						Heavy
	10	**Weaning Weight Maternal**	WM	Weaning weight (Cow's genetic ability)	Good mothers	Poor						Good
	18	**Mature Cow Weight**	MW	Cow weight at weaning of first three calves	Average mature cow weight	Light				*	*	Heavy
		Cow-Calf Birth	CCB	EBV Birth Direct / EBV Mature Cow weight	Average	Low						High
		Cow-Calf Wean	CCW	EBV Wean Direct / EBV Mature Cow weight	High calf-cow ratio	Low						High
Fertility	12	**Heifer Fertility**	HF	Age at first calving	Fertile heifers	Less						More
	13	**Cow Fertility**	CF.E	First 3 inter-calving periods (ICPs)	Fertile cows	Less						More
	11	**Scrotal Circumference**	SC	Scrotal circumference as measured during the growth test	Fertile bulls	Less						More
	14	**Longevity**	LG	Retention of progeny	Acceptable progeny	Poor						Good
Growth & Frame	15	**Post-Wean Weight**	PWn	12- and 18 month weights	Good post-wean growth	Low					*	High
	16	**Average Daily Gain**	ADG	Average daily gain	Good growth	Poor						Good
	17	**Feed Conversion Ratio**	FCR	100g feed intake / g weight gain	Feed efficiency	Poor						Good
		Final Test Weight	FW	Final weight in the growth test	Heavy carcass	Light					*	Heavy
	19	**Height**	H	Shoulder / Hip height in growth test	Average height	Short						Tall
	20	**Length**	L	Length in growth test	Longer for more muscle	Short						Long
	24	**Length-Height Ratio**	LH	EBV Length / EBV Height	Longer rather than tall	<1						>1
Carcass	21	**Eye Muscle Area**	EMA	RTU measured eye muscle area	Bigger steaks	Small						Big
	22	**Fat Thickness**	Fat	RTU measured P8 backfat thickness	Carcass quality	Thin						Thick
	23	**Marbling**	Mar	RTU measured % of intra-muscular fat	Juicy meat	Low						High
		Dressing Percentage	D%	Carcass weight / Live weight	High dressing percentage	Low						High

* Determined by own selection goal

GENETIC VALUES - BUILDING BLOCKS

Calf and Mother			Fertility				Post-Wean Growth			Frame			Carcass		
Birth Dir.	Wean Dir.	Wean Mat.	Scrot. Circ.	Heifer Fert.	Cow Fert.	Longev.	Post Wean	ADG	FCR	Mature Weight	Height	Length	EMA	Fat	Mar
99	99	90	97	75	92	85	100	94	93	92	123	110	104	100	79
8	9	10	11	12	13	14	15	16	17	18	19	20	21	22	23

The Logix Selection Values are compiled of specific genetic building blocks, as indicated in the selection value descriptions on the previous page. These genetic building blocks are indicated in the catalogue by their Breeding Value Indices.

PHENOTYPIC VALUES

Wean Index	365D Index	540D Index	ADG Index	FCR Index	Scrotum	LH
109	104	105	122	117	327	1.22
			16	17	11	24

- Wean, 365D, 504D, ADG and FCR Indices - phenotypic index obtained within the animal's contemporary group
- Scrotum - adjusted scrotal circumference, in mm, as measured during the growth test
- Length-Height Ratio (LH) - the animal's length / height ratio as measured during the growth test

BULLS

LOT 1 — ESSAKOV BONSMARAS

RPE 210023
2021-09-12
SP

Parentage	Sire	Dam
DNA ✔		
Genomic		

LAR 170263
- LAR 140173 HH(c)
  - LAR 120033
  - LAR 100159 — AGE/CALV. 13/10, AVG. WI/CALV. 106/10
- LAR 110082 — AGE/CALV. 12/10, AVG. WI/CALV. 108/9, ICP 368
  - LAR 080050
  - LAR 020230 — AGE/CALV. 14/12, AVG. WI/CALV. 98/11

RPE 170081 — AGE/CALV. 6/4, AVG. WI/CALV. 100/3, ICP 358
- HDT 120066 P
  - LAR 080290
  - HDT 060075 Pp(c) — AGE/CALV. 14/11, AVG. WI/CALV. 104/10
- RPE 140021 — AGE/CALV. 9/7, AVG. WI/CALV. 103/6, ICP 373
  - LAR 050350
  - LDW 100160 — AGE/CALV. 13/10, AVG. WI/CALV. 102/8

Calving Ease Value	Weaner Calf Value	Fertility Value	Maintenance Value	Cow Value	Growth Value	Carcass Value
109	125	131	90	136	128	131

Calf and Mother			Fertility				Post-Wean Growth			Frame			Carcass		
Birth Dir.	Wean Dir.	Wean Mat.	Scr. Circ.	Heifer Fert.	Cow Fert.	Longev.	Post Wean	ADG	FCR	Mature Weight	Height	Length	EMA	Fat	Mar
108	126	92	115	117	117	128	132	127	115	110	98	119	142	84	107

Wean Index	365D Index	540D Index	ADG Index	FCR Index	Scrotum	LH
100	101	102	-	-	-	-

Myostatin	
Q204X	0
NT821	0
F94L	0

REMARKS:

LOGIX EBV Analysis: 2024-01-19

LOT 2 — ESSAKOV BONSMARAS

RPE 210014 HH(c)
2021-02-08
SP

Parentage	Sire	Dam
DNA		
Genomic		

LAR 170263
- LAR 140173 HH(c)
  - LAR 120033
  - LAR 100159 — AGE/CALV. 13/10, AVG. WI/CALV. 106/10
- LAR 110082 — AGE/CALV. 12/10, AVG. WI/CALV. 108/9, ICP 368
  - LAR 080050
  - LAR 020230 — AGE/CALV. 14/12, AVG. WI/CALV. 98/11

RPE 180009 — AGE/CALV. 6/3, AVG. WI/CALV. 101/2, ICP 487
- HDT 120066 P
  - LAR 080290
  - HDT 060075 Pp(c) — AGE/CALV. 14/11, AVG. WI/CALV. 104/10
- RPE 120021 — AGE/CALV. 11/9, AVG. WI/CALV. 99/8, ICP 371
  - LAR 050350
  - RPE 090001 — AGE/CALV. 14/10, AVG. WI/CALV. 100/10

Calving Ease Value	Weaner Calf Value	Fertility Value	Maintenance Value	Cow Value	Growth Value	Carcass Value
76	136	108	88	122	147	146

Calf and Mother			Fertility				Post-Wean Growth			Frame			Carcass		
Birth Dir.	Wean Dir.	Wean Mat.	Scr. Circ.	Heifer Fert.	Cow Fert.	Longev.	Post Wean	ADG	FCR	Mature Weight	Height	Length	EMA	Fat	Mar
76	150	84	129	102	100	117	153	146	123	114	132	141	151	84	111

Wean Index	365D Index	540D Index	ADG Index	FCR Index	Scrotum	LH
102	-	-	108	-	345	1.22

Myostatin	
Q204X	1
NT821	0
F94L	0

REMARKS:

LOGIX EBV Analysis: 2024-01-19

LOT 3 — ESSAKOV BONSMARAS

RPE 210019 HH(c)
2021-02-10
SP

Parentage	Sire	Dam
DNA ✔		
Genomic		

PAD 150078
- KVB 110101
  - KVB 080103
  - KVB 030142 — AGE/CALV. 15/11, AVG. WI/CALV. 101/10
- KDT 100003 — AGE/CALV. 14/9, AVG. WI/CALV. 104/8, ICP 457
  - CSW 010014
  - AG 960026 — AGE/CALV. 15/13, AVG. WI/CALV. 104/13

RPE 160014 — AGE/CALV. 7/4, AVG. WI/CALV. 102/4, ICP 325
- LAR 050350
  - LAR 030066
  - LAR 010360 — AGE/CALV. 13/11, AVG. WI/CALV. 104/11
- RPE 080070 — AGE/CALV. 8/3, AVG. WI/CALV. 99/3, ICP 480

Calving Ease Value	Weaner Calf Value	Fertility Value	Maintenance Value	Cow Value	Growth Value	Carcass Value
100	103	115	111	112	108	106

Calf and Mother			Fertility				Post-Wean Growth			Frame			Carcass		
Birth Dir.	Wean Dir.	Wean Mat.	Scr. Circ.	Heifer Fert.	Cow Fert.	Longev.	Post Wean	ADG	FCR	Mature Weight	Height	Length	EMA	Fat	Mar
100	99	101	110	114	109	104	104	109	109	91	98	99	110	99	93

Wean Index	365D Index	540D Index	ADG Index	FCR Index	Scrotum	LH
100	101	98	-	-	-	-

Myostatin	
Q204X	1
NT821	0
F94L	0

REMARKS: Behou 'n semen aandeel.

LOGIX EBV Analysis: 2024-01-19

BULLE

LOT 4

ESSAKOV BONSMARAS

RPE 210058
2021-06-24
SP

Ouerskap	Vaar	Moer
DNS ✔		
Genomies		

RPE 180076
LDW 100160
OUD/KALW. 13/10
GEM. SI/KALW. 102/8
TKP 448

LAR 090281
PAD 070026
OUD/KALW. 15/12
GEM. SI/KALW. 98/11
TKP 376
LAR 050023
SAS 000123
OUD/KALW. 19/15
GEM. SI/KALW. 101/14
TKP 392

LAR 070090
LAR 050151
OUD/KALW. 18/14
GEM. SI/KALW. 103/13
AG 020220
SLH 980091
OUD/KALW. 16/12
GEM. SI/KALW. 100/11
LAR 010297
LAR 970059
OUD/KALW. 14/9
GEM. SI/KALW. 109/8
NPT 910040
SAS K 0007
OUD/KALW. 13/10
GEM. SI/KALW. 101/9

Geboortegemak Waarde	Speenkalf Waarde	Vrugbaarheids-waarde	Onderhouds-waarde	Koeiwaarde	Groei-waarde	Karkas-waarde
103	99	103	94	100	81	90

Kalf en Moeder			Vrugbaarheid				Na-Speen Groei			Raam			Karkas		
Geb. Dir.	Spn. Dir.	Spn. Mat.	Skr. Omtr.	Vers Vrugb.	Koei Vrugb.	Lankl.	Na-Speen	GDT	VOV	Volw. Gewig	Hoogte	Lengte	OSO	Vet	Mar
100	102	93	99	100	103	106	97	82	92	105	81	89	96	101	91

Spn. Indeks	365D Indeks	540D Indeks	GDT Indeks	VOV Indeks	Skrotum	LH
103	101	100	-	-	-	-

Miostatien	
Q204X	0
NT821	0
F94L	0

OPMERKINGS: Gebruik in kudde, behou 'n semen aandeel.

LOGIX EBV Analise: 2024-01-19

LOT 5

ESSAKOV BONSMARAS

PAD 200045
2020-04-23
SP

Ouerskap	Vaar	Moer
DNS ✔		
Genomies		

PAD 130127
PAD 140399
OUD/KALW. 9/6
GEM. SI/KALW. 105/5
TKP 440

AG 090762
PAD 080032
OUD/KALW. 15/12
GEM. SI/KALW. 105/11
TKP 384
LAR 090365
PAD 080050
OUD/KALW. 9/5
GEM. SI/KALW. 97/4
TKP 385

CEF 040431
AG 000415
OUD/KALW. 18/13
GEM. SI/KALW. 104/14
CSW 020243
EI 010297
OUD/KALW. 16/12
GEM. SI/KALW. 106/11
LAR 060224
LAR 040223
OUD/KALW. 6/4
GEM. SI/KALW. 105/4
AG 010258
BHE 030050
OUD/KALW. 12/9
GEM. SI/KALW. 101/7

Geboortegemak Waarde	Speenkalf Waarde	Vrugbaarheids-waarde	Onderhouds-waarde	Koeiwaarde	Groei-waarde	Karkas-waarde
113	104	77	90	91	96	102

Kalf en Moeder			Vrugbaarheid				Na-Speen Groei			Raam			Karkas		
Geb. Dir.	Spn. Dir.	Spn. Mat.	Skr. Omtr.	Vers Vrugb.	Koei Vrugb.	Lankl.	Na-Speen	GDT	VOV	Volw. Gewig	Hoogte	Lengte	OSO	Vet	Mar
110	102	101	98	81	83	100	102	95	94	110	98	105	104	100	91

Spn. Indeks	365D Indeks	540D Indeks	GDT Indeks	VOV Indeks	Skrotum	LH
105	102	102	-	-	-	-

Miostatien	
Q204X	0
NT821	0
F94L	0

OPMERKINGS: Gebruik in kudde, behou 'n semen aandeel.

LOGIX EBV Analise: 2024-01-19

LOT 6

ESSAKOV BONSMARAS

RPE 210057
2021-06-22
SP

Ouerskap	Vaar	Moer
DNS ✔		
Genomies		

RPE 180047
RPE 140060
OUD/KALW. 8/5
GEM. SI/KALW. 105/5
TKP 427

LAR 090281
LAR 080378
OUD/KALW. 13/7
GEM. SI/KALW. 101/7
TKP 517
LAR 050350
RPE 120009
OUD/KALW. 6/4
GEM. SI/KALW. 99/4
TKP 362

LAR 070090
LAR 050151
OUD/KALW. 18/14
GEM. SI/KALW. 103/13
LAR 050067
LAR 030080
OUD/KALW. 8/6
GEM. SI/KALW. 100/5
LAR 030066
LAR 010360
OUD/KALW. 13/11
GEM. SI/KALW. 104/11
HRT 070014
RPE 080005
OUD/KALW. 14/12
GEM. SI/KALW. 102/12

Geboortegemak Waarde	Speenkalf Waarde	Vrugbaarheids-waarde	Onderhouds-waarde	Koeiwaarde	Groei-waarde	Karkas-waarde
82	113	107	87	108	106	111

Kalf en Moeder			Vrugbaarheid				Na-Speen Groei			Raam			Karkas		
Geb. Dir.	Spn. Dir.	Spn. Mat.	Skr. Omtr.	Vers Vrugb.	Koei Vrugb.	Lankl.	Na-Speen	GDT	VOV	Volw. Gewig	Hoogte	Lengte	OSO	Vet	Mar
83	119	105	112	107	104	100	120	108	109	113	85	102	113	90	98

Spn. Indeks	365D Indeks	540D Indeks	GDT Indeks	VOV Indeks	Skrotum	LH
105	109	105	-	-	-	-

Miostatien	
Q204X	0
NT821	1
F94L	0

OPMERKINGS: Gebruik in kudde, behou 'n semen aandeel.

LOGIX EBV Analise: 2024-01-19

BULLS

LOT 7 — ESSAKOV BONSMARAS

LAR 190410 HH(c)
2019-11-19
SP

Parentage	Sire	Dam
DNA	✔	
Genomic		

- LAR 140106
  - AG 070457
    - AG 040077
    - HJB 020092 — AGE/CALV. 11/7, AVG. WI/CALV. 102/5
  - LAR 110029 — AGE/CALV. 6/3, AVG. WI/CALV. 105/3, ICP 486
    - LAR 060224
    - LAR 080256 — AGE/CALV. 15/10, AVG. WI/CALV. 98/9
- LAR 130253 — AGE/CALV. 10/8, AVG. WI/CALV. 99/7, ICP 379
  - LAR 090349
    - LAR 040287
    - LAR 050189 — AGE/CALV. 10/7, AVG. WI/CALV. 102/7
  - LAR 020081 — AGE/CALV. 18/14, AVG. WI/CALV. 102/13, ICP 411
    - LAR 990144
    - LAR 990408 — AGE/CALV. 4/2, AVG. WI/CALV. 99/1

Calving Ease Value	Weaner Calf Value	Fertility Value	Maintenance Value	Cow Value	Growth Value	Carcass Value
104	109	113	113	113	103	103

Calf and Mother			Fertility				Post-Wean Growth			Frame			Carcass		
Birth Dir.	Wean Dir.	Wean Mat.	Scr. Circ.	Heifer Fert.	Cow Fert.	Longev.	Post Wean	ADG	FCR	Mature Weight	Height	Length	EMA	Fat	Mar
99	113	76	94	110	96	122	111	103	98	90	73	98	104	89	95

Wean Index	365D Index	540D Index	ADG Index	FCR Index	Scrotum	LH
97	-	-	97	-	333	1.25

Myostatin	
Q204X	1
NT821	0
F94L	0

REMARKS: Gebruik in kudde, behou 'n semen aandeel.

LOGIX EBV Analysis: 2024-01-19

LOT 8 — ESSAKOV BONSMARAS

RPE 210048 HH(c)
2021-06-04
SP

Parentage	Sire	Dam
DNA	✔	
Genomic		

- PAD 130177
  - PAD 090007
    - EI 040038
    - AG 960148 — AGE/CALV. 18/16, AVG. WI/CALV. 105/16
  - PAD 100133 — AGE/CALV. 13/9, AVG. WI/CALV. 101/8, ICP 393
    - CSW 010014
    - PAD 070053 — AGE/CALV. 11/7, AVG. WI/CALV. 106/6
- RPE 170020 — AGE/CALV. 6/4, AVG. WI/CALV. 106/3, ICP 436
  - LAR 050350
    - LAR 030066
    - LAR 010360 — AGE/CALV. 13/11, AVG. WI/CALV. 104/11
  - RPE 090011 — AGE/CALV. 14/10, AVG. WI/CALV. 100/10, ICP 444
    - VV 960318
    - DNT 990072 — AGE/CALV. 16/11, AVG. WI/CALV. 104/9

Calving Ease Value	Weaner Calf Value	Fertility Value	Maintenance Value	Cow Value	Growth Value	Carcass Value
85	125	82	95	104	116	116

Calf and Mother			Fertility				Post-Wean Growth			Frame			Carcass		
Birth Dir.	Wean Dir.	Wean Mat.	Scr. Circ.	Heifer Fert.	Cow Fert.	Longev.	Post Wean	ADG	FCR	Mature Weight	Height	Length	EMA	Fat	Mar
82	127	103	110	86	84	101	124	116	114	103	102	110	118	97	94

Wean Index	365D Index	540D Index	ADG Index	FCR Index	Scrotum	LH
105	109	108	-	-	-	-

Myostatin	
Q204X	1
NT821	0
F94L	0

REMARKS: Gebruik in kudde, behou 'n semen aandeel.

LOGIX EBV Analysis: 2024-01-19

LOT 9 — ESSAKOV BONSMARAS

RPE 210002 HH(c)
2021-01-04
SP

Parentage	Sire	Dam
DNA	✔	
Genomic	✔	

- LAR 140265
  - LAR 120026 HH(c)
    - LAR 070055
    - LAR 090231 — AGE/CALV. 14/12, AVG. WI/CALV. 107/10
  - LAR 080168 — AGE/CALV. 15/11, AVG. WI/CALV. 104/10, ICP 396
    - AG 040374
    - LAR 050151 — AGE/CALV. 18/14, AVG. WI/CALV. 103/13
- LDW 100072 — AGE/CALV. 13/10, AVG. WI/CALV. 98/9, ICP 408
  - LAR 050023
    - LAR 010297
    - LAR 970059 — AGE/CALV. 14/9, AVG. WI/CALV. 109/8
  - LDW 020109 — AGE/CALV. 10/9, AVG. WI/CALV. 93/8, ICP 373
    - DV 970407
    - LDW 980051 — AGE/CALV. 11/8, AVG. WI/CALV. 98/8

Calving Ease Value	Weaner Calf Value	Fertility Value	Maintenance Value	Cow Value	Growth Value	Carcass Value
76	106	97	87	95	109	109

Calf and Mother			Fertility				Post-Wean Growth			Frame			Carcass		
Birth Dir.	Wean Dir.	Wean Mat.	Scr. Circ.	Heifer Fert.	Cow Fert.	Longev.	Post Wean	ADG	FCR	Mature Weight	Height	Length	EMA	Fat	Mar
76	122	89	89	88	108	105	120	108	108	115	114	115	121	84	96

Wean Index	365D Index	540D Index	ADG Index	FCR Index	Scrotum	LH
110	-	-	104	-	312	1.20

Myostatin	
Q204X	1
NT821	0
F94L	0

REMARKS:

LOGIX EBV Analysis: 2024-01-19

BULLE

LOT 10

ESSAKOV BONSMARAS

RPE 200022
2020-02-15
SP

Ouerskap	Vaar	Moer
DNS	✔	
Genomies		

AG 100438
- CSW 010014
  - BG 960125
  - CSW 980048 (OUD/KALW. 19/14, GEM. SI/KALW. 102/13)
- AG 990115 (OUD/KALW. 14/11, GEM. SI/KALW. 102/11, TKP 403)
  - AG 920046
  - AG 900105 (OUD/KALW. 17/15, GEM. SI/KALW. 97/15)

RPE 140021 (OUD/KALW. 9/7, GEM. SI/KALW. 103/6, TKP 373)
- LAR 050350
  - LAR 030066
  - LAR 010360 (OUD/KALW. 13/11, GEM. SI/KALW. 104/11)
- LDW 100160 (OUD/KALW. 13/10, GEM. SI/KALW. 102/8, TKP 448)
  - LAR 050023
  - SAS 000123 (OUD/KALW. 19/15, GEM. SI/KALW. 101/14)

Geboortegemak Waarde	Speenkalf Waarde	Vrugbaarheids-waarde	Onderhouds-waarde	Koeiwaarde	Groei-waarde	Karkas-waarde
108	94	115	117	109	94	96

Kalf en Moeder			Vrugbaarheid				Na-Speen Groei			Raam			Karkas		
Geb. Dir.	Spn. Dir.	Spn. Mat.	Skr. Omtr.	Vers Vrugb.	Koei Vrugb.	Lankl.	Na-Speen	GDT	VOV	Volw. Gewig	Hoogte	Lengte	OSO	Vet	Mar
109	85	107	112	117	101	107	90	94	95	86	90	97	104	102	103

Spn. Indeks	365D Indeks	540D Indeks	GDT Indeks	VOV Indeks	Skrotum	LH
96	100	93	-	-	-	-

Miostatien	
Q204X	0
NT821	0
F94L	0

OPMERKINGS: Gebruik in kudde, behou 'n semen aandeel.

LOGIX EBV Analise: 2024-01-19

LOT 11

ESSAKOV BONSMARAS

RPE 210138
2021-10-13
SP

Ouerskap	Vaar	Moer
DNS	✔	
Genomies		

LAR 140265
- LAR 120026 HH(c)
  - LAR 070055
  - LAR 090231 (OUD/KALW. 14/12, GEM. SI/KALW. 107/10)
- LAR 080168 (OUD/KALW. 15/11, GEM. SI/KALW. 104/10, TKP 396)
  - AG 040374
  - LAR 050151 (OUD/KALW. 18/14, GEM. SI/KALW. 103/13)

RPE 100014 (OUD/KALW. 13/11, GEM. SI/KALW. 102/10, TKP 401)
- PER 000077
  - VV 940061
  - PER 950026 (OUD/KALW. 6/4, GEM. SI/KALW. 101/3)
- RPE 080018 (OUD/KALW. 14/10, GEM. SI/KALW. 100/10, TKP 399)
  - CJJ 030001
  - SAS 980116 (OUD/KALW. 15/12, GEM. SI/KALW. 96/11)

Geboortegemak Waarde	Speenkalf Waarde	Vrugbaarheids-waarde	Onderhouds-waarde	Koeiwaarde	Groei-waarde	Karkas-waarde
81	131	104	80	116	133	133

Kalf en Moeder			Vrugbaarheid				Na-Speen Groei			Raam			Karkas		
Geb. Dir.	Spn. Dir.	Spn. Mat.	Skr. Omtr.	Vers Vrugb.	Koei Vrugb.	Lankl.	Na-Speen	GDT	VOV	Volw. Gewig	Hoogte	Lengte	OSO	Vet	Mar
75	143	89	97	100	110	97	143	135	123	124	141	137	136	79	114

Spn. Indeks	365D Indeks	540D Indeks	GDT Indeks	VOV Indeks	Skrotum	LH
119	-	-	117	-	324	1.23

Miostatien	
Q204X	1
NT821	0
F94L	0

OPMERKINGS:

LOGIX EBV Analise: 2024-01-19

LOT 12

ESSAKOV BONSMARAS

RPE 210095
2021-09-28
SP

Ouerskap	Vaar	Moer
DNS	✔	
Genomies		

LAR 170263
- LAR 140173 HH(c)
  - LAR 120033
  - LAR 100159 (OUD/KALW. 13/10, GEM. SI/KALW. 106/10)
- LAR 110082 (OUD/KALW. 12/10, GEM. SI/KALW. 108/9, TKP 368)
  - LAR 080050
  - LAR 020230 (OUD/KALW. 14/12, GEM. SI/KALW. 98/11)

RPE 130018 (OUD/KALW. 10/7, GEM. SI/KALW. 100/6, TKP 448)
- LAR 050350
  - LAR 030066
  - LAR 010360 (OUD/KALW. 13/11, GEM. SI/KALW. 104/11)
- RPE 080018 (OUD/KALW. 14/10, GEM. SI/KALW. 100/10, TKP 399)
  - CJJ 030001
  - SAS 980116 (OUD/KALW. 15/12, GEM. SI/KALW. 96/11)

Geboortegemak Waarde	Speenkalf Waarde	Vrugbaarheids-waarde	Onderhouds-waarde	Koeiwaarde	Groei-waarde	Karkas-waarde
104	124	122	96	130	133	127

Kalf en Moeder			Vrugbaarheid				Na-Speen Groei			Raam			Karkas		
Geb. Dir.	Spn. Dir.	Spn. Mat.	Skr. Omtr.	Vers Vrugb.	Koei Vrugb.	Lankl.	Na-Speen	GDT	VOV	Volw. Gewig	Hoogte	Lengte	OSO	Vet	Mar
105	126	91	117	119	106	115	135	131	117	103	107	120	138	80	106

Spn. Indeks	365D Indeks	540D Indeks	GDT Indeks	VOV Indeks	Skrotum	LH
101	-	-	116	-	356	1.25

Miostatien	
Q204X	1
NT821	0
F94L	0

OPMERKINGS: In kudde gebruik.

LOGIX EBV Analise: 2024-01-19

BULLS

LOT 13 — ESSAKOV BONSMARAS

RPE 210129
2021-10-07
SP

Parentage	Sire	Dam
DNA	✔	
Genomic		

PAD 190069
- PAD 150130
  - KVB 110101
  - PAD 110060 (AGE/CALV. 12/10, AVG. WI/CALV. 105/10)
- PAD 140020 (AGE/CALV. 9/7, AVG. WI/CALV. 102/6, ICP 426)
  - PAD 090167
  - PAD 050071 (AGE/CALV. 14/11, AVG. WI/CALV. 101/10)

PAD 180063 (AGE/CALV. 5/2, AVG. WI/CALV. 97/2, ICP 329)
- PAD 150056
  - PAD 100014
  - PAD 110016 (AGE/CALV. 13/9, AVG. WI/CALV. 96/8)
- PAD 150103 (AGE/CALV. 4/2, AVG. WI/CALV. 101/2, ICP 326)
  - JRP 120013
  - PAD 070042 (AGE/CALV. 13/10, AVG. WI/CALV. 102/9)

Calving Ease Value	Weaner Calf Value	Fertility Value	Maintenance Value	Cow Value	Growth Value	Carcass Value
103	104	111	117	111	101	98

Calf and Mother			Fertility				Post-Wean Growth			Frame			Carcass		
Birth Dir.	Wean Dir.	Wean Mat.	Scr. Circ.	Heifer Fert.	Cow Fert.	Longev.	Post Wean	ADG	FCR	Mature Weight	Height	Length	EMA	Fat	Mar
101	103	87	96	108	104	110	109	104	106	87	92	94	97	91	96

Wean Index	365D Index	540D Index	ADG Index	FCR Index	Scrotum	LH
94	-	-	108	-	329	1.20

Myostatin	
Q204X	0
NT821	0
F94L	0

REMARKS:

LOGIX EBV Analysis: 2024-01-19

LOT 14 — ESSAKOV BONSMARAS

RPE 210082
2021-09-21
SP

Parentage	Sire	Dam
DNA	✔	
Genomic		

LAR 090281
- LAR 070090
  - BG 040088
  - LAR 040288 (AGE/CALV. 13/9, AVG. WI/CALV. 102/8)
- LAR 050151 (AGE/CALV. 18/14, AVG. WI/CALV. 103/13, ICP 379)
  - LAR 020101
  - LAR 960066 (AGE/CALV. 17/14, AVG. WI/CALV. 98/13)

RPE 160035 (AGE/CALV. 7/5, AVG. WI/CALV. 100/4, ICP 411)
- LAR 050350
  - LAR 030066
  - LAR 010360 (AGE/CALV. 13/11, AVG. WI/CALV. 104/11)
- RPE 100008 (AGE/CALV. 13/12, AVG. WI/CALV. 100/11, ICP 363)
  - PER 000077
  - SAS 980116 (AGE/CALV. 15/12, AVG. WI/CALV. 96/11)

Calving Ease Value	Weaner Calf Value	Fertility Value	Maintenance Value	Cow Value	Growth Value	Carcass Value
89	105	104	90	103	106	109

Calf and Mother			Fertility				Post-Wean Growth			Frame			Carcass		
Birth Dir.	Wean Dir.	Wean Mat.	Scr. Circ.	Heifer Fert.	Cow Fert.	Longev.	Post Wean	ADG	FCR	Mature Weight	Height	Length	EMA	Fat	Mar
90	109	105	109	99	105	107	110	103	99	109	84	100	109	101	107

Wean Index	365D Index	540D Index	ADG Index	FCR Index	Scrotum	LH
96	-	-	113	-	346	1.32

Myostatin	
Q204X	0
NT821	0
F94L	0

REMARKS: Gebruik in kudde, behou 'n semen aandeel.

LOGIX EBV Analysis: 2024-01-19

LOT 15 — ESSAKOV BONSMARAS

RPE 210064
2021-06-30
SP

Parentage	Sire	Dam
DNA	✔	
Genomic		

PAD 180015
- PAD 140098
  - PAD 100227
  - PAD 100078 (AGE/CALV. 7/4, AVG. WI/CALV. 107/4)
- PAD 140020 (AGE/CALV. 9/7, AVG. WI/CALV. 102/6, ICP 426)
  - PAD 090167
  - PAD 050071 (AGE/CALV. 14/11, AVG. WI/CALV. 101/10)

LDW 120047 (AGE/CALV. 11/9, AVG. WI/CALV. 98/8, ICP 421)
- LAR 050350
  - LAR 030066
  - LAR 010360 (AGE/CALV. 13/11, AVG. WI/CALV. 104/11)
- LDW 070092 (AGE/CALV. 7/3, AVG. WI/CALV. 102/2, ICP 467)
  - GCD 960108
  - LDW 040046 (AGE/CALV. 12/9, AVG. WI/CALV. 107/9)

Calving Ease Value	Weaner Calf Value	Fertility Value	Maintenance Value	Cow Value	Growth Value	Carcass Value
105	106	84	116	98	91	96

Calf and Mother			Fertility				Post-Wean Growth			Frame			Carcass		
Birth Dir.	Wean Dir.	Wean Mat.	Scr. Circ.	Heifer Fert.	Cow Fert.	Longev.	Post Wean	ADG	FCR	Mature Weight	Height	Length	EMA	Fat	Mar
104	101	94	97	83	90	106	105	96	103	87	83	93	102	101	101

Wean Index	365D Index	540D Index	ADG Index	FCR Index	Scrotum	LH
98	98	97	-	-	-	-

Myostatin	
Q204X	1
NT821	0
F94L	0

REMARKS:

LOGIX EBV Analysis: 2024-01-19

BULLE

LOT 16 — *ESSAKOV BONSMARAS*

RPE 210080
2021-09-20
SP

Ouerskap	Vaar	Moer
DNS ✔		
Genomies		

- LAR 170263
  - LAR 140173 HH(c)
    - LAR 120033
    - LAR 100159 — OUD/KALW. 13/10, GEM. SI/KALW. 106/10
  - LAR 110082 — OUD/KALW. 12/10, GEM. SI/KALW. 108/9, TKP 368
    - LAR 080050
    - LAR 020230 — OUD/KALW. 14/12, GEM. SI/KALW. 98/11
- RPE 090011 — OUD/KALW. 14/10, GEM. SI/KALW. 100/10, TKP 444
  - VV 960318
    - VV 930016
    - V E 0174 — OUD/KALW. 13/11, GEM. SI/KALW. 105/10
  - DNT 990072 — OUD/KALW. 16/11, GEM. SI/KALW. 104/9, TKP 447
    - DNT 920232
    - DNT 950124 — OUD/KALW. 7/5, GEM. SI/KALW. 92/5

Geboortegemak Waarde	Speenkalf Waarde	Vrugbaarheids-waarde	Onderhouds-waarde	Koeiwaarde	Groei-waarde	Karkas-waarde
99	119	107	92	115	120	118

Kalf en Moeder			Vrugbaarheid				Na-Speen Groei			Raam			Karkas		
Geb. Dir.	Spn. Dir.	Spn. Mat.	Skr. Omtr.	Vers Vrugb.	Koei Vrugb.	Lankl.	Na-Speen	GDT	VOV	Volw. Gewig	Hoogte	Lengte	OSO	Vet	Mar
97	125	87	118	100	103	116	128	117	110	107	99	111	123	86	99

Spn. Indeks	365D Indeks	540D Indeks	GDT Indeks	VOV Indeks	Skrotum	LH
90	-	-	105	-	378	1.21

Miostatien	
Q204X	0
NT821	0
F94L	0

OPMERKINGS:

LOGIX EBV Analise: 2024-01-19

LOT 17 — *ESSAKOV BONSMARAS*

RPE 210183
2021-11-01
SP

Ouerskap	Vaar	Moer
DNS ✔		
Genomies		

- PAD 180015
  - PAD 140098
    - PAD 100227
    - PAD 100078 — OUD/KALW. 7/4, GEM. SI/KALW. 107/4
  - PAD 140020 — OUD/KALW. 9/7, GEM. SI/KALW. 102/6, TKP 426
    - PAD 090167
    - PAD 050071 — OUD/KALW. 14/11, GEM. SI/KALW. 101/10
- LAR 070286 — OUD/KALW. 16/12, GEM. SI/KALW. 94/10, TKP 428
  - LAR 030071
    - AG 980338
    - LAR 000380 — OUD/KALW. 8/6, GEM. SI/KALW. 103/6
  - LAR 040194 — OUD/KALW. 8/4, GEM. SI/KALW. 101/4, TKP 498
    - LAR 010176
    - LAR 980229 — OUD/KALW. 12/10, GEM. SI/KALW. 99/9

Geboortegemak Waarde	Speenkalf Waarde	Vrugbaarheids-waarde	Onderhouds-waarde	Koeiwaarde	Groei-waarde	Karkas-waarde
98	99	66	108	78	88	96

Kalf en Moeder			Vrugbaarheid				Na-Speen Groei			Raam			Karkas		
Geb. Dir.	Spn. Dir.	Spn. Mat.	Skr. Omtr.	Vers Vrugb.	Koei Vrugb.	Lankl.	Na-Speen	GDT	VOV	Volw. Gewig	Hoogte	Lengte	OSO	Vet	Mar
96	107	78	92	73	70	104	105	93	99	92	70	90	102	96	94

Spn. Indeks	365D Indeks	540D Indeks	GDT Indeks	VOV Indeks	Skrotum	LH
93	-	-	99	-	330	1.25

Miostatien	
Q204X	0
NT821	0
F94L	0

OPMERKINGS:

LOGIX EBV Analise: 2024-01-19

LOT 18 — *ESSAKOV BONSMARAS*

RPE 210169
2021-10-27
SP

Ouerskap	Vaar	Moer
DNS ✔		
Genomies		

- PAD 150078
  - KVB 110101
    - KVB 080103
    - KVB 030142 — OUD/KALW. 15/11, GEM. SI/KALW. 101/10
  - KDT 100003 — OUD/KALW. 14/9, GEM. SI/KALW. 104/8, TKP 457
    - CSW 010014
    - AG 960026 — OUD/KALW. 15/13, GEM. SI/KALW. 104/13
- RPE 160030 — OUD/KALW. 7/5, GEM. SI/KALW. 107/3, TKP 375
  - HDT 120066 P
    - LAR 080290
    - HDT 060075 Pp(c) — OUD/KALW. 14/11, GEM. SI/KALW. 104/10
  - RPE 130019 — OUD/KALW. 10/5, GEM. SI/KALW. 94/5, TKP 560
    - HDT 090024
    - RPE 030129 — OUD/KALW. 15/5, GEM. SI/KALW. 98/5

Geboortegemak Waarde	Speenkalf Waarde	Vrugbaarheids-waarde	Onderhouds-waarde	Koeiwaarde	Groei-waarde	Karkas-waarde
88	120	107	90	113	111	124

Kalf en Moeder			Vrugbaarheid				Na-Speen Groei			Raam			Karkas		
Geb. Dir.	Spn. Dir.	Spn. Mat.	Skr. Omtr.	Vers Vrugb.	Koei Vrugb.	Lankl.	Na-Speen	GDT	VOV	Volw. Gewig	Hoogte	Lengte	OSO	Vet	Mar
85	128	90	118	104	108	100	127	116	111	110	104	117	123	102	104

Spn. Indeks	365D Indeks	540D Indeks	GDT Indeks	VOV Indeks	Skrotum	LH
122	-	-	112	-	355	1.29

Miostatien	
Q204X	1
NT821	0
F94L	0

OPMERKINGS:

LOGIX EBV Analise: 2024-01-19

BULLS

LOT 19 — *ESSAKOV BONSMARAS*

RPE 210130
2021-10-09
SP

Parentage	Sire	Dam
DNA ✔		
Genomic		

- **RPE 190123**
  - **PAD 150078**
    - **KVB 110101**
    - **KDT 100003** AGE/CALV. 14/9 AVG. WI/CALV. 104/8
  - **RPE 150038** AGE/CALV. 8/6 AVG. WI/CALV. 108/5 ICP 369
    - **LAR 050350**
    - **RPE 070055** AGE/CALV. 10/3 AVG. WI/CALV. 95/3
- **PAD 160310** AGE/CALV. 7/4 AVG. WI/CALV. 102/4 ICP 417
  - **PAD 100048**
    - **AG 030119**
    - **PAD 050041** AGE/CALV. 14/10 AVG. WI/CALV. 103/10
  - **PAD 090083** AGE/CALV. 13/7 AVG. WI/CALV. 97/7 ICP 554
    - **AG 040117**
    - **PAD 070033** AGE/CALV. 11/7 AVG. WI/CALV. 107/6

Calving Ease Value	Weaner Calf Value	Fertility Value	Maintenance Value	Cow Value	Growth Value	Carcass Value
101	114	98	99	109	101	107

Calf and Mother			Fertility				Post-Wean Growth			Frame			Carcass		
Birth Dir.	Wean Dir.	Wean Mat.	Scr. Circ.	Heifer Fert.	Cow Fert.	Longev.	Post Wean	ADG	FCR	Mature Weight	Height	Length	EMA	Fat	Mar
99	114	97	108	96	99	105	111	107	112	99	99	104	122	83	92

Wean Index	365D Index	540D Index	ADG Index	FCR Index	Scrotum	LH
104	-	-	99	-	343	1.23

Myostatin	
Q204X	0
NT821	0
F94L	0

REMARKS:

LOGIX EBV Analysis: 2024-01-19

LOT 20 — *ESSAKOV BONSMARAS*

RPE 210181
2021-11-03
SP

Parentage	Sire	Dam
DNA ✔		
Genomic		

- **PAD 180015**
  - **PAD 140098**
    - **PAD 100227**
    - **PAD 100078** AGE/CALV. 7/4 AVG. WI/CALV. 107/4
  - **PAD 140020** AGE/CALV. 9/7 AVG. WI/CALV. 102/6 ICP 426
    - **PAD 090167**
    - **PAD 050071** AGE/CALV. 14/11 AVG. WI/CALV. 101/10
- **RPE 120037** AGE/CALV. 11/9 AVG. WI/CALV. 100/8 ICP 393
  - **LAR 050350**
    - **LAR 030066**
    - **LAR 010360** AGE/CALV. 13/11 AVG. WI/CALV. 104/11
  - **DNT 990060** AGE/CALV. 16/13 AVG. WI/CALV. 105/12 ICP 425
    - **DNT 940218**
    - **DNT 950080** AGE/CALV. 6/4 AVG. WI/CALV. 111/4

Calving Ease Value	Weaner Calf Value	Fertility Value	Maintenance Value	Cow Value	Growth Value	Carcass Value
99	109	92	102	101	96	103

Calf and Mother			Fertility				Post-Wean Growth			Frame			Carcass		
Birth Dir.	Wean Dir.	Wean Mat.	Scr. Circ.	Heifer Fert.	Cow Fert.	Longev.	Post Wean	ADG	FCR	Mature Weight	Height	Length	EMA	Fat	Mar
98	113	88	99	92	94	103	114	97	103	97	84	99	105	103	104

Wean Index	365D Index	540D Index	ADG Index	FCR Index	Scrotum	LH
107	-	-	98	-	344	1.29

Myostatin	
Q204X	1
NT821	0
F94L	0

REMARKS:

LOGIX EBV Analysis: 2024-01-19

LOT 21 — *ESSAKOV BONSMARAS*

RPE 210152
2021-10-19
SP

Parentage	Sire	Dam
DNA ✔		
Genomic		

- **PAD 180015**
  - **PAD 140098**
    - **PAD 100227**
    - **PAD 100078** AGE/CALV. 7/4 AVG. WI/CALV. 107/4
  - **PAD 140020** AGE/CALV. 9/7 AVG. WI/CALV. 102/6 ICP 426
    - **PAD 090167**
    - **PAD 050071** AGE/CALV. 14/11 AVG. WI/CALV. 101/10
- **RPE 150019** AGE/CALV. 8/7 AVG. WI/CALV. 102/6 ICP 365
  - **LAR 050350**
    - **LAR 030066**
    - **LAR 010360** AGE/CALV. 13/11 AVG. WI/CALV. 104/11
  - **LAR 020315** AGE/CALV. 15/11 AVG. WI/CALV. 99/11 ICP 385
    - **AG 920097**
    - **LAR 930283** AGE/CALV. 10/8 AVG. WI/CALV. 115/8

Calving Ease Value	Weaner Calf Value	Fertility Value	Maintenance Value	Cow Value	Growth Value	Carcass Value
106	102	88	119	97	81	85

Calf and Mother			Fertility				Post-Wean Growth			Frame			Carcass		
Birth Dir.	Wean Dir.	Wean Mat.	Scr. Circ.	Heifer Fert.	Cow Fert.	Longev.	Post Wean	ADG	FCR	Mature Weight	Height	Length	EMA	Fat	Mar
102	100	87	87	91	91	100	97	82	95	85	68	80	93	99	98

Wean Index	365D Index	540D Index	ADG Index	FCR Index	Scrotum	LH
91	-	-	90	-	320	1.21

Myostatin	
Q204X	0
NT821	0
F94L	0

REMARKS:

LOGIX EBV Analysis: 2024-01-19

BULLE

LOT 22 — *ESSAKOV BONSMARAS*

RPE 210120
2021-10-05
SP

Oerskap	Vaar	Moer
DNS ✔		
Genomies		

- RPE 190135
  - PAD 150078
    - KVB 110101
    - KDT 100003 — OUD/KALW. 14/9, GEM. SI/KALW. 104/8
  - RPE 150008 — OUD/KALW. 8/6, GEM. SI/KALW. 104/6, TKP 398
    - LAR 100181
    - LAR 040108 — OUD/KALW. 13/9, GEM. SI/KALW. 96/8
- RPE 140109 — OUD/KALW. 9/7, GEM. SI/KALW. 97/6, TKP 400
  - LAR 050350
    - LAR 030066
    - LAR 010360 — OUD/KALW. 13/11, GEM. SI/KALW. 104/11
  - RPE 030129 — OUD/KALW. 15/5, GEM. SI/KALW. 98/5, TKP 476

Geboortegemak Waarde	Speenkalf Waarde	Vrugbaarheids-waarde	Onderhouds-waarde	Koeiwaarde	Groei-waarde	Karkas-waarde
112	100	103	105	104	101	98

Kalf en Moeder			Vrugbaarheid				Na-Speen Groei			Raam			Karkas		
Geb. Dir.	Spn. Dir.	Spn. Mat.	Skr. Omtr.	Vers Vrugb.	Koei Vrugb.	Lankl.	Na-Speen	GDT	VOV	Volw. Gewig	Hoogte	Lengte	OSO	Vet	Mar
110	95	100	80	105	99	102	96	96	99	94	92	95	103	94	102

Spn. Indeks	365D Indeks	540D Indeks	GDT Indeks	VOV Indeks	Skrotum	LH
95	-	-	104	-	308	1.22

Miostatien	
Q204X	1
NT821	0
F94L	0

OPMERKINGS:

LOGIX EBV Analise: 2024-01-19

LOT 23 — *ESSAKOV BONSMARAS*

RPE 210112
2021-10-04
SP

Oerskap	Vaar	Moer
DNS ✔		
Genomies		

- LAR 140265
  - LAR 120026 HH(c)
    - LAR 070055
    - LAR 090231 — OUD/KALW. 14/12, GEM. SI/KALW. 107/10
  - LAR 080168 — OUD/KALW. 15/11, GEM. SI/KALW. 104/10, TKP 396
    - AG 040374
    - LAR 050151 — OUD/KALW. 18/14, GEM. SI/KALW. 103/13
- RPE 140012 — OUD/KALW. 9/7, GEM. SI/KALW. 103/6, TKP 426
  - JL 110348
    - MMJ 080102
    - HJB 050125 — OUD/KALW. 8/3, GEM. SI/KALW. 110/3
  - LAR 020315 — OUD/KALW. 15/11, GEM. SI/KALW. 99/11, TKP 385
    - AG 920097
    - LAR 930283 — OUD/KALW. 10/8, GEM. SI/KALW. 115/8

Geboortegemak Waarde	Speenkalf Waarde	Vrugbaarheids-waarde	Onderhouds-waarde	Koeiwaarde	Groei-waarde	Karkas-waarde
80	126	105	85	113	113	115

Kalf en Moeder			Vrugbaarheid				Na-Speen Groei			Raam			Karkas		
Geb. Dir.	Spn. Dir.	Spn. Mat.	Skr. Omtr.	Vers Vrugb.	Koei Vrugb.	Lankl.	Na-Speen	GDT	VOV	Volw. Gewig	Hoogte	Lengte	OSO	Vet	Mar
74	137	91	98	101	107	102	128	113	109	117	120	124	119	79	106

Spn. Indeks	365D Indeks	540D Indeks	GDT Indeks	VOV Indeks	Skrotum	LH
111	-	-	101	-	319	1.24

Miostatien	
Q204X	1
NT821	0
F94L	0

OPMERKINGS:

LOGIX EBV Analise: 2024-01-19

LOT 24 — *ESSAKOV BONSMARAS*

RPE 210131
2021-10-09
SP

Oerskap	Vaar	Moer
DNS ✔		
Genomies		

- PAD 180015
  - PAD 140098
    - PAD 100227
    - PAD 100078 — OUD/KALW. 7/4, GEM. SI/KALW. 107/4
  - PAD 140020 — OUD/KALW. 9/7, GEM. SI/KALW. 102/6, TKP 426
    - PAD 090167
    - PAD 050071 — OUD/KALW. 14/11, GEM. SI/KALW. 101/10
- LMR 090323 — OUD/KALW. 14/11, GEM. SI/KALW. 98/10, TKP 405
  - LAR 050179
    - LAR 010297
    - LAR 950050 — OUD/KALW. 20/15, GEM. SI/KALW. 111/14
  - LMR 010255 — OUD/KALW. 12/8, GEM. SI/KALW. 102/8, TKP 427
    - LMR 940078
    - LMR 980056 — OUD/KALW. 12/9, GEM. SI/KALW. 102/9

Geboortegemak Waarde	Speenkalf Waarde	Vrugbaarheids-waarde	Onderhouds-waarde	Koeiwaarde	Groei-waarde	Karkas-waarde
107	92	81	95	84	85	92

Kalf en Moeder			Vrugbaarheid				Na-Speen Groei			Raam			Karkas		
Geb. Dir.	Spn. Dir.	Spn. Mat.	Skr. Omtr.	Vers Vrugb.	Koei Vrugb.	Lankl.	Na-Speen	GDT	VOV	Volw. Gewig	Hoogte	Lengte	OSO	Vet	Mar
108	97	91	90	80	86	106	102	87	92	103	81	96	99	100	88

Spn. Indeks	365D Indeks	540D Indeks	GDT Indeks	VOV Indeks	Skrotum	LH
94	-	-	94	-	333	1.25

Miostatien	
Q204X	0
NT821	0
F94L	0

OPMERKINGS:

LOGIX EBV Analise: 2024-01-19

BULLS

LOT 25 — ESSAKOV BONSMARAS

RPE 210159
2021-10-20
SP

Parentage	Sire	Dam
DNA	✔	✔
Genomic		

- AG 170256
  - JL 100198
    - AG 040310
    - EI 940254 (AGE/CALV. 18/13, AVG. WI/CALV. 104/12)
  - AG 130038 (AGE/CALV. 10/9, AVG. WI/CALV. 96/8, ICP 369)
    - AG 100247
    - BG 000058 (AGE/CALV. 16/13, AVG. WI/CALV. 100/15)
- AG 110445 (AGE/CALV. 12/10, AVG. WI/CALV. 97/8, ICP 401)
  - PAD 070100
    - EI 040038
    - AG 910197 (AGE/CALV. 17/15, AVG. WI/CALV. 100/15)
  - BZ 030125 (AGE/CALV. 14/12, AVG. WI/CALV. 102/11, ICP 371)
    - JDB 990028
    - DB 970001 (AGE/CALV. 10/7, AVG. WI/CALV. 91/5)

Calving Ease Value	Weaner Calf Value	Fertility Value	Maintenance Value	Cow Value	Growth Value	Carcass Value
98	98	100	116	100	96	98

Calf and Mother			Fertility				Post-Wean Growth			Frame			Carcass		
Birth Dir.	Wean Dir.	Wean Mat.	Scr. Circ.	Heifer Fert.	Cow Fert.	Longev.	Post Wean	ADG	FCR	Mature Weight	Height	Length	EMA	Fat	Mar
97	94	101	118	99	99	106	98	100	100	86	87	94	104	99	103

Wean Index	365D Index	540D Index	ADG Index	FCR Index	Scrotum	LH
95	-	-	100	-	361	1.23

Myostatin	
Q204X	0
NT821	0
F94L	0

REMARKS:

LOGIX EBV Analysis: 2024-01-19

LOT 26 — ESSAKOV BONSMARAS

RPE 210104
2021-10-02
SP

Parentage	Sire	Dam
DNA	✔	
Genomic		

- LAR 170263
  - LAR 140173 HH(c)
    - LAR 120033
    - LAR 100159 (AGE/CALV. 13/10, AVG. WI/CALV. 106/10)
  - LAR 110082 (AGE/CALV. 12/10, AVG. WI/CALV. 108/9, ICP 368)
    - LAR 080050
    - LAR 020230 (AGE/CALV. 14/12, AVG. WI/CALV. 98/11)
- LAR 120106 (AGE/CALV. 11/7, AVG. WI/CALV. 98/7, ICP 449)
  - LAR 070055
    - BG 040088
    - LAR 040160 (AGE/CALV. 4/2, AVG. WI/CALV. 100/2)
  - LAR 090206 (AGE/CALV. 8/4, AVG. WI/CALV. 101/3, ICP 494)
    - LAR 060224
    - LAR 970251 (AGE/CALV. 14/12, AVG. WI/CALV. 107/10)

Calving Ease Value	Weaner Calf Value	Fertility Value	Maintenance Value	Cow Value	Growth Value	Carcass Value
93	122	115	87	120	124	117

Calf and Mother			Fertility				Post-Wean Growth			Frame			Carcass		
Birth Dir.	Wean Dir.	Wean Mat.	Scr. Circ.	Heifer Fert.	Cow Fert.	Longev.	Post Wean	ADG	FCR	Mature Weight	Height	Length	EMA	Fat	Mar
91	129	92	103	108	105	119	131	114	105	114	93	110	136	69	96

Wean Index	365D Index	540D Index	ADG Index	FCR Index	Scrotum	LH
92	-	-	118	-	348	1.24

Myostatin	
Q204X	Not Tested
NT821	Not Tested
F94L	Not Tested

REMARKS:

LOGIX EBV Analysis: 2024-01-19

LOT 27 — ESSAKOV BONSMARAS

RPE 210164
2021-10-23
SP

Parentage	Sire	Dam
DNA	✔	
Genomic		

- LAR 140265
  - LAR 120026 HH(c)
    - LAR 070055
    - LAR 090231 (AGE/CALV. 14/12, AVG. WI/CALV. 107/10)
  - LAR 080168 (AGE/CALV. 15/11, AVG. WI/CALV. 104/10, ICP 396)
    - AG 040374
    - LAR 050151 (AGE/CALV. 18/14, AVG. WI/CALV. 103/13)
- LAR 070163 (AGE/CALV. 16/12, AVG. WI/CALV. 98/11, ICP 435)
  - LAR 030071
    - AG 980338
    - LAR 000380 (AGE/CALV. 8/6, AVG. WI/CALV. 103/6)
  - LAR 040122 (AGE/CALV. 4/1, AVG. WI/CALV. 99/1, ICP -)
    - RCO 000281
    - LAR 970250 (AGE/CALV. 13/10, AVG. WI/CALV. 97/11)

Calving Ease Value	Weaner Calf Value	Fertility Value	Maintenance Value	Cow Value	Growth Value	Carcass Value
87	114	94	90	100	107	107

Calf and Mother			Fertility				Post-Wean Growth			Frame			Carcass		
Birth Dir.	Wean Dir.	Wean Mat.	Scr. Circ.	Heifer Fert.	Cow Fert.	Longev.	Post Wean	ADG	FCR	Mature Weight	Height	Length	EMA	Fat	Mar
83	126	83	96	96	96	101	121	113	117	111	106	108	116	72	101

Wean Index	365D Index	540D Index	ADG Index	FCR Index	Scrotum	LH
94	-	-	95	-	337	1.18

Myostatin	
Q204X	0
NT821	0
F94L	0

REMARKS:

LOGIX EBV Analysis: 2024-01-19

© Compiled by the South African Stud Book and Livestock Improvement Association
All Pedigree- and Performance Data has been certified as correct

BULLE

LOT 28 *ESSAKOV BONSMARAS*

RPE 210060
2021-06-26
SP

Oueskap	Vaar	Moer
DNS	✔	
Genomies		

RPE 180077

RPE 160002
OUD/KALW. 8/5
GEM. SI/KALW. 103/5
TKP 396

LAR 090281

RPE 150007
OUD/KALW. 7/5
GEM. SI/KALW. 105/5
TKP 417

LAR 050350

LAR 040394
OUD/KALW. 16/12
GEM. SI/KALW. 100/14
TKP 426

LAR 070090

LAR 050151
OUD/KALW. 18/14
GEM. SI/KALW. 103/13

LAR 100181

LAR 040394
OUD/KALW. 16/12
GEM. SI/KALW. 100/14

LAR 030066

LAR 010360
OUD/KALW. 13/11
GEM. SI/KALW. 104/11

LAR 010260

LAR 980054
OUD/KALW. 10/8
GEM. SI/KALW. 109/8

Geboortegemak Waarde	Speenkalf Waarde	Vrugbaarheids-waarde	Onderhouds-waarde	Koeiwaarde	Groei-waarde	Karkas-waarde
95	111	102	95	107	114	110

Kalf en Moeder			Vrugbaarheid				Na-Speen Groei			Raam			Karkas		
Geb. Dir.	Spn. Dir.	Spn. Mat.	Skr. Omtr.	Vers Vrugb.	Koei Vrugb.	Lankl.	Na-Speen	GDT	VOV	Volw. Gewig	Hoogte	Lengte	OSO	Vet	Mar
91	111	104	109	96	102	112	114	117	117	103	87	95	114	91	105

Spn. Indeks	365D Indeks	540D Indeks	GDT Indeks	VOV Indeks	Skrotum	LH
99	98	102	-	-	-	-

Miostatien	
Q204X	0
NT821	0
F94L	0

OPMERKINGS:

LOGIX EBV Analise: 2024-01-19

COWS WITH CALVES

LOT 31 — *ESSAKOV BONSMARAS*

RPE 170012
2017-03-13
B
AGE/CALV. 6/4
AVG. WI/CALV. 104/3
ICP 450

Parentage	Sire	Dam
DNA		
Genomic		

- LAR 050350
  - LAR 030066
    - AG 980338
    - LAR 000049 — AGE/CALV. 5/3, AVG. WI/CALV. 115/1
  - LAR 010360 — AGE/CALV. 13/11, AVG. WI/CALV. 104/11, ICP 373
    - AG 920097
    - LAR 960236 — AGE/CALV. 18/12, AVG. WI/CALV. 107/12
- RPE 110025 — AGE/CALV. 11/8, AVG. WI/CALV. 99/8, ICP 364
  - HRT 070014
    - EI 980080
    - LAR 020086 — AGE/CALV. 11/6, AVG. WI/CALV. 100/6
  - RPE 000004 — AGE/CALV. 15/7, AVG. WI/CALV. 99/7, ICP 443

Calving Ease Value	Weaner Calf Value	Fertility Value	Maintenance Value	Cow Value	Growth Value	Carcass Value
112	101	105	115	109	100	97

Calf and Mother			Fertility				Post-Wean Growth			Frame			Carcass		
Birth Dir.	Wean Dir.	Wean Mat.	Scr. Circ.	Heifer Fert.	Cow Fert.	Longev.	Post Wean	ADG	FCR	Mature Weight	Height	Length	EMA	Fat	Mar
111	91	106	97	113	94	98	96	103	105	87	87	93	107	90	103

Wean Index	365D Index	540D Index	ADG Index	FCR Index	LH
98	97	101	-	-	-

Last Calf	
Calf ID	RPE 230080 (F)
Birth Date	2023-07-06
Sire ID	LAR 190410

Myostatin	
Q204X	Not Tested
NT821	Not Tested
F94L	Not Tested

REMARKS: Dragtig van LAR180039 of RPE21-57 (Lot 6), kalf se vaar is LAR19-410(Lot 7).

LOGIX EBV Analysis: 2024-01-19

LOT 32 — *ESSAKOV BONSMARAS*

RPE 190208
2019-12-27
SP
AGE/CALV. 4/2
AVG. WI/CALV. 104/1
ICP 398

Parentage	Sire	Dam
DNA		
Genomic		

- RPE 170037
  - HDT 120066 P
    - LAR 080290
    - HDT 060075 Pp(c) — AGE/CALV. 14/11, AVG. WI/CALV. 104/10
  - RPE 140009 — AGE/CALV. 7/3, AVG. WI/CALV. 104/2, ICP 438
    - AG 100486
    - LAR 080425 — AGE/CALV. 12/9, AVG. WI/CALV. 99/7
- RPE 170065 — AGE/CALV. 6/4, AVG. WI/CALV. 105/3, ICP 473
  - HDT 120066 P
    - LAR 080290
    - HDT 060075 Pp(c) — AGE/CALV. 14/11, AVG. WI/CALV. 104/10
  - RPE 150007 — AGE/CALV. 7/5, AVG. WI/CALV. 105/5, ICP 417
    - LAR 100181
    - LAR 040394 — AGE/CALV. 16/12, AVG. WI/CALV. 100/14

Calving Ease Value	Weaner Calf Value	Fertility Value	Maintenance Value	Cow Value	Growth Value	Carcass Value
84	117	96	85	106	113	120

Calf and Mother			Fertility				Post-Wean Growth			Frame			Carcass		
Birth Dir.	Wean Dir.	Wean Mat.	Scr. Circ.	Heifer Fert.	Cow Fert.	Longev.	Post Wean	ADG	FCR	Mature Weight	Height	Length	EMA	Fat	Mar
82	120	109	124	89	104	106	123	117	111	115	97	112	124	97	109

Wean Index	365D Index	540D Index	ADG Index	FCR Index	LH
108	101	97	-	-	-

Last Calf	
Calf ID	RPE 230123 (M)
Birth Date	2023-10-14
Sire ID	RPE 210057

Myostatin	
Q204X	Not Tested
NT821	Not Tested
F94L	Not Tested

REMARKS: Lyngeteelde Poena koei. Ge-ki met LAR17-358, opvolg bul RPE22-106(LAR17-358 seun).

LOGIX EBV Analysis: 2024-01-19

LOT 33 — *ESSAKOV BONSMARAS*

RPE 210042
2021-04-12
SP
AGE/CALV. 2/1
AVG. WI/CALV. -/-
ICP -

Parentage	Sire	Dam
DNA ✔		
Genomic		

- PAD 150078
  - KVB 110101
    - KVB 080103
    - KVB 030142 — AGE/CALV. 15/11, AVG. WI/CALV. 101/10
  - KDT 100003 — AGE/CALV. 14/9, AVG. WI/CALV. 104/8, ICP 457
    - CSW 010014
    - AG 960026 — AGE/CALV. 15/13, AVG. WI/CALV. 104/13
- LDW 100154 — AGE/CALV. 13/9, AVG. WI/CALV. 97/8, ICP 462
  - JRP 060004
    - MOR 980043
    - JRP 030020 — AGE/CALV. 7/3, AVG. WI/CALV. 107/3
  - LDW 990066 — AGE/CALV. 15/10, AVG. WI/CALV. 99/10, ICP 434

Calving Ease Value	Weaner Calf Value	Fertility Value	Maintenance Value	Cow Value	Growth Value	Carcass Value
98	99	86	103	90	105	104

Calf and Mother			Fertility				Post-Wean Growth			Frame			Carcass		
Birth Dir.	Wean Dir.	Wean Mat.	Scr. Circ.	Heifer Fert.	Cow Fert.	Longev.	Post Wean	ADG	FCR	Mature Weight	Height	Length	EMA	Fat	Mar
96	103	91	98	90	87	100	102	104	98	96	101	100	102	104	101

Wean Index	365D Index	540D Index	ADG Index	FCR Index	LH
98	98	-	-	-	-

Last Calf	
Calf ID	RPE 230085 (F)
Birth Date	2023-09-15
Sire ID	LAR 170358

Myostatin	
Q204X	Not Tested
NT821	Not Tested
F94L	Not Tested

REMARKS: Ge-ki met LAR17-358, opvolg bul RPE22-106(LAR17-358 seun)

LOGIX EBV Analysis: 2024-01-19

KOEIE MET KALWERS

LOT 34 — *ESSAKOV BONSMARAS*

RPE 200118
2020-10-16
SP
OUD/KALW. 3/1
GEM. SI/KALW. -/-
TKP -

Ouerskap	Vaar	Moer
DNS ✔		
Genomies		

- PAD 150078
  - KVB 110101
    - KVB 080103
    - KVB 030142 — OUD/KALW. 15/11, GEM. SI/KALW. 101/10
  - KDT 100003 — OUD/KALW. 14/9, GEM. SI/KALW. 104/8, TKP 457
    - CSW 010014
    - AG 960026 — OUD/KALW. 15/13, GEM. SI/KALW. 104/13
- LDW 100170 — OUD/KALW. 13/11, GEM. SI/KALW. 107/10, TKP 369
  - JRP 060004
    - MOR 980043
    - JRP 030020 — OUD/KALW. 7/3, GEM. SI/KALW. 107/3
  - LDW 050150 — OUD/KALW. 11/9, GEM. SI/KALW. 103/6, TKP 394
    - CEF 020485
    - LDW 000030 — OUD/KALW. 12/9, GEM. SI/KALW. 109/9

Geboortegemak Waarde	Speenkalf Waarde	Vrugbaarheids-waarde	Onderhouds-waarde	Koeiwaarde	Groei-waarde	Karkas-waarde
77	112	83	81	93	122	119

Kalf en Moeder			Vrugbaarheid				Na-Speen Groei			Raam			Karkas		
Geb. Dir.	Spn. Dir.	Spn. Mat.	Skr. Omtr.	Vers Vrugb.	Koei Vrugb.	Lankl.	Na-Speen	GDT	VOV	Volw. Gewig	Hoogte	Lengte	OSO	Vet	Mar
77	121	107	103	81	93	100	124	118	108	122	106	110	112	99	103

Spn. Indeks	365D Indeks	540D Indeks	GDT Indeks	VOV Indeks	LH
101	100	106	-	-	-

Laaste Kalf	
Kalf ID	RPE 230146 (F)
Geb. dtm.	2023-10-02
Vaar ID	PAD 200045

Miostatien	
Q204X	Nie Getoets
NT821	Nie Getoets
F94L	Nie Getoets

OPMERKINGS: Ge-ki met LAR17-358, opvolg bul RPE180039.

LOGIX EBV Analise: 2024-01-19

LOT 35 — *ESSAKOV BONSMARAS*

RPE 200072
2020-06-07
SP
OUD/KALW. 3/2
GEM. SI/KALW. 105/1
TKP 457

Ouerskap	Vaar	Moer
DNS ✔		
Genomies		

- AG 100438
  - CSW 010014
    - BG 960125
    - CSW 980048 — OUD/KALW. 19/14, GEM. SI/KALW. 102/13
  - AG 990115 — OUD/KALW. 14/11, GEM. SI/KALW. 102/11, TKP 403
    - AG 920046
    - AG 900105 — OUD/KALW. 17/15, GEM. SI/KALW. 97/15
- RPE 140060 — OUD/KALW. 8/5, GEM. SI/KALW. 105/5, TKP 427
  - LAR 050350
    - LAR 030066
    - LAR 010360 — OUD/KALW. 13/11, GEM. SI/KALW. 104/11
  - RPE 120009 — OUD/KALW. 6/4, GEM. SI/KALW. 99/4, TKP 362
    - HRT 070014
    - RPE 080005 — OUD/KALW. 14/12, GEM. SI/KALW. 102/12

Geboortegemak Waarde	Speenkalf Waarde	Vrugbaarheids-waarde	Onderhouds-waarde	Koeiwaarde	Groei-waarde	Karkas-waarde
92	102	114	94	108	107	109

Kalf en Moeder			Vrugbaarheid				Na-Speen Groei			Raam			Karkas		
Geb. Dir.	Spn. Dir.	Spn. Mat.	Skr. Omtr.	Vers Vrugb.	Koei Vrugb.	Lankl.	Na-Speen	GDT	VOV	Volw. Gewig	Hoogte	Lengte	OSO	Vet	Mar
93	102	110	121	122	102	95	103	108	104	104	102	109	111	101	103

Spn. Indeks	365D Indeks	540D Indeks	GDT Indeks	VOV Indeks	LH
103	103	103	-	-	-

Laaste Kalf	
Kalf ID	RPE 230094 (F)
Geb. dtm.	2023-09-23
Vaar ID	LAR 090281

Miostatien	
Q204X	Nie Getoets
NT821	Nie Getoets
F94L	Nie Getoets

OPMERKINGS: Suster van lot 6(selfde ma). Ge-ki met LAR17-358, opvolg bul RPE22-106(LAR17-358).

LOGIX EBV Analise: 2024-01-19

LOT 36 — *ESSAKOV BONSMARAS*

RPE 210142
2021-10-15
SP
OUD/KALW. 2/1
GEM. SI/KALW. -/-
TKP -

Ouerskap	Vaar	Moer
DNS		
Genomies		

- LAR 140265
  - LAR 120026 HH(c)
    - LAR 070055
    - LAR 090231 — OUD/KALW. 14/12, GEM. SI/KALW. 107/10
  - LAR 080168 — OUD/KALW. 15/11, GEM. SI/KALW. 104/10, TKP 396
    - AG 040374
    - LAR 050151 — OUD/KALW. 18/14, GEM. SI/KALW. 103/13
- RPE 130036 — OUD/KALW. 10/8, GEM. SI/KALW. 104/7, TKP 412
  - LAR 050350
    - LAR 030066
    - LAR 010360 — OUD/KALW. 13/11, GEM. SI/KALW. 104/11
  - RPE 100016 — OUD/KALW. 12/7, GEM. SI/KALW. 95/7, TKP 476
    - PER 000077
    - RPE 000004 — OUD/KALW. 15/7, GEM. SI/KALW. 99/7

Geboortegemak Waarde	Speenkalf Waarde	Vrugbaarheids-waarde	Onderhouds-waarde	Koeiwaarde	Groei-waarde	Karkas-waarde
87	120	130	89	128	124	120

Kalf en Moeder			Vrugbaarheid				Na-Speen Groei			Raam			Karkas		
Geb. Dir.	Spn. Dir.	Spn. Mat.	Skr. Omtr.	Vers Vrugb.	Koei Vrugb.	Lankl.	Na-Speen	GDT	VOV	Volw. Gewig	Hoogte	Lengte	OSO	Vet	Mar
83	124	101	102	127	121	104	123	120	112	110	114	121	126	80	115

Spn. Indeks	365D Indeks	540D Indeks	GDT Indeks	VOV Indeks	LH
110	110	-	-	-	-

Laaste Kalf	
Kalf ID	RPE 230089 (M)
Geb. dtm.	2023-09-13
Vaar ID	LAR 170358

Miostatien	
Q204X	Nie Getoets
NT821	Nie Getoets
F94L	Nie Getoets

OPMERKINGS: Suster van ons 2023 veiling se lot 12(selfde ma). Ge-ki met LAR17-358, opvolg bul RPE22-106(LAR17-358 seun).

LOGIX EBV Analise: 2024-01-19

PREGNANT COWS

LOT 37 *ESSAKOV BONSMARAS*

RPE 200067
2020-05-25
SP
AGE/CALV. 3/1
AVG. WI/CALV. -/-
ICP -

Parentage	Sire	Dam
DNA	✔	
Genomic		

- **PAD 130177**
  - **PAD 090007**
    - **EI 040038**
    - **AG 960148** AGE/CALV. 18/16 AVG. WI/CALV. 105/16
  - **PAD 100133** AGE/CALV. 13/9 AVG. WI/CALV. 101/8 ICP 393
    - **CSW 010014**
    - **PAD 070053** AGE/CALV. 11/7 AVG. WI/CALV. 106/6
- **RPE 160027** SC AGE/CALV. 6/4 AVG. WI/CALV. 103/4 ICP 396
  - **LAR 050350**
    - **LAR 030066**
    - **LAR 010360** AGE/CALV. 13/11 AVG. WI/CALV. 104/11
  - **RPE 080073** AGE/CALV. 15/9 AVG. WI/CALV. 99/9 ICP 403

Calving Ease Value	Weaner Calf Value	Fertility Value	Maintenance Value	Cow Value	Growth Value	Carcass Value
100	101	89	118	98	98	92

Calf and Mother			Fertility				Post-Wean Growth			Frame			Carcass		
Birth Dir.	Wean Dir.	Wean Mat.	Scr. Circ.	Heifer Fert.	Cow Fert.	Longev.	Post Wean	ADG	FCR	Mature Weight	Height	Length	EMA	Fat	Mar
101	94	105	96	99	86	93	102	96	99	84	94	93	97	95	93

Wean Index	365D Index	540D Index	ADG Index	FCR Index	LH
101	110	104	-	-	-

Last Calf	
Calf ID	RPE 230064 (F)
Birth Date	2023-05-27
Sire ID	PAD 150123

Myostatin	
Q204X	Not Tested
NT821	Not Tested
F94L	Not Tested

REMARKS: Poena koei. Dragtig van LAR18-39, LFR19-101 of RPE21-057(Lot 6).

LOGIX EBV Analysis: 2024-01-19

LOT 38 *ESSAKOV BONSMARAS*

RPE 200105
2020-09-20
SP
AGE/CALV. 3/1
AVG. WI/CALV. -/-
ICP -

Parentage	Sire	Dam
DNA	✔	
Genomic		

- **AG 100438**
  - **CSW 010014**
    - **BG 960125**
    - **CSW 980048** AGE/CALV. 19/14 AVG. WI/CALV. 102/13
  - **AG 990115** AGE/CALV. 14/11 AVG. WI/CALV. 102/11 ICP 403
    - **AG 920046**
    - **AG 900105** AGE/CALV. 17/15 AVG. WI/CALV. 97/15
- **RPE 130010** AGE/CALV. 10/8 AVG. WI/CALV. 100/7 ICP 415
  - **LAR 050350**
    - **LAR 030066**
    - **LAR 010360** AGE/CALV. 13/11 AVG. WI/CALV. 104/11
  - **RPE 090003** AGE/CALV. 14/11 AVG. WI/CALV. 106/9 ICP 432
    - **VV 960318**
    - **RPE 070001** AGE/CALV. 3/1 AVG. WI/CALV. 106/1

Calving Ease Value	Weaner Calf Value	Fertility Value	Maintenance Value	Cow Value	Growth Value	Carcass Value
91	99	107	113	104	102	103

Calf and Mother			Fertility				Post-Wean Growth			Frame			Carcass		
Birth Dir.	Wean Dir.	Wean Mat.	Scr. Circ.	Heifer Fert.	Cow Fert.	Longev.	Post Wean	ADG	FCR	Mature Weight	Height	Length	EMA	Fat	Mar
92	96	107	116	117	97	93	96	104	102	89	100	104	108	102	108

Wean Index	365D Index	540D Index	ADG Index	FCR Index	LH
97	101	99	-	-	-

Myostatin	
Q204X	Not Tested
NT821	Not Tested
F94L	Not Tested

REMARKS: Haar ma is een van ons top koeie. Dragtig van LFR19-101.

LOGIX EBV Analysis: 2024-01-19

Bonsmara SA Cattle Breeders' Society

© Compiled by the South African Stud Book and Livestock Improvement Association
All Pedigree- and Performance Data has been certified as correct

Dier Info				Actual Values						Expected Breeding Values											Indices			Dam		
LOT	Animal ID	Sex	SEC	Birth Wt (kg)	205d Wt (kg)	CCB *Ratio*	CCW *Ratio*	Length Height *Ratio*	Scr. Circ. *(mm)*	Birth Dir (kg)	Birth Mat (kg)	Wean Dir (kg)	Wean Mat (kg)	Post Wean (kg)	Mature Weight. (kg)	ADG (g/d)	FCR (kg:kg)	Scr. Circ. (mm)	Height. (mm)	Length (mm)	Wean	ADG	Scr. Circ.	Avg. Wean Index	Nr. Calves	Repr. Index
			Breed Average							1.10	-0.23	14.5	3.9	23	10	108	-49	11.9	1.0	16.0						
			Auction Average	36	274	-	42.6	1.24	338	1.74	-0.46	20.1	2.7	38	12	147	-61	14.8	-2	22	101	104	104	101	7.0	104
1	RPE 210023	M	SP	31	253	-	55.4	-	-	0.28	-0.53	26.0	1.5	51.9	21.1	243	-78	21.9	-0	40	100	-	115	100	4	106
2	RPE 210014	M	SP	39	272	-	-	1.22	345	3.66	-0.12	36.8	-0.7	68.0	24.7	337	-94	30.6	28	69	102	108	129	101	3	90
3	RPE 210019	M	SP	32	259	-	-	-	-	1.11	-0.30	14.1	4.2	29.6	-0.6	154	-67	18.7	-1	15	100	-	110	102	4	97
4	RPE 210058	M	SP	37	305	-	-	-	-	1.08	-0.67	15.6	2.0	24.1	15.1	21	-34	11.2	-14	1	103	-	99	102	10	102
5	PAD 200045	M	SP	34	269	-	-	-	-	0.05	-0.79	15.3	4.1	29.3	20.6	84	-38	10.6	-1	22	105	-	98	105	6	99
6	RPE 210057	M	SP	38	310	-	-	-	-	2.92	-0.01	22.9	5.4	42.2	23.7	148	-66	19.6	-11	18	105	-	112	105	5	106
7	LAR 190410	M	SP	33	218	-	29.9	1.25	333	1.18	-0.99	20.2	-2.9	35.7	-1.5	123	-46	7.8	-22	13	97	97	94	99	8	109
8	RPE 210048	M	SP	38	310	-	-	-	-	3.03	-0.64	26.6	4.9	45.6	13.1	187	-77	18.7	3	29	105	-	110	106	4	96
9	RPE 210002	M	SP	41	271	-	-	1.20	312	3.67	-0.22	24.3	0.7	41.5	25.8	146	-65	4.9	13	35	110	104	89	98	10	103
10	RPE 200022	M	SP	33	219	-	-	-	-	0.17	-0.16	7.9	5.8	18.7	-6.0	81	-41	19.9	-7	12	96	-	112	103	7	113
11	RPE 210138	M	SP	39	332	-	-	1.23	324	3.79	-1.14	33.7	0.9	61.3	36.7	283	-94	10.3	36	65	119	117	97	102	11	110
12	RPE 210095	M	SP	37	286	-	-	1.25	356	0.56	-0.03	26.0	1.3	54.4	12.6	263	-82	22.8	7	42	101	116	117	100	7	104
13	RPE 210129	M	SP	34	265	-	-	1.20	329	0.97	-0.52	16.0	0.1	34.2	-5.0	128	-60	9	-6	8	94	108	96	97	2	94
14	RPE 210082	M	SP	37	272	-	-	1.32	346	2.20	-0.14	18.5	5.4	34.1	19.6	123	-48	17.7	-12	16	96	113	109	100	5	107
15	RPE 210064	M	SP	37	292	-	-	-	-	0.66	-0.41	15.1	2.3	31.4	-4.7	91	-55	9.9	-13	7	98	-	97	98	9	105
16	RPE 210080	M	SP	35	256	-	-	1.21	378	1.42	-0.57	25.7	0.1	48.5	18.0	194	-68	23.6	0	30	90	105	118	100	10	99
17	RPE 210183	M	SP	37	265	-	-	1.25	330	1.51	-0.44	17.7	-2.2	30.4	1.4	72	-47	7	-24	2	93	99	92	94	12	101
18	RPE 210169	M	SP	36	335	-	-	1.29	355	2.71	-0.63	27.3	1.1	47.9	21.3	186	-70	23.5	4	38	122	112	118	107	5	105
19	RPE 210130	M	SP	36	291	-	-	1.23	343	1.16	-0.41	20.8	3.1	35.2	9.0	144	-72	17	0	21	104	99	108	102	4	104
20	RPE 210181	M	SP	38	300	-	-	1.29	344	1.28	-0.34	20.2	0.5	37.6	6.2	95	-54	11.3	-12	15	107	98	99	100	9	112
21	RPE 210152	M	SP	37	261	-	-	1.21	320	0.90	-0.97	14.3	0.1	25.2	-7.2	20	-39	3.3	-25	-11	91	90	87	102	7	114
22	RPE 210120	M	SP	34	268	-	-	1.22	308	0.00	-0.51	12.1	3.8	24.0	3.0	90	-48	-1.1	-5	10	95	104	80	97	7	108
23	RPE 210112	M	SP	39	311	-	-	1.24	319	3.84	-0.90	30.9	1.3	48.8	28.7	173	-68	10.5	18	47	111	101	98	103	7	103
24	RPE 210131	M	SP	37	267	-	-	1.25	333	0.22	-0.07	13.1	1.3	28.1	13.6	46	-34	5.4	-15	10	94	94	90	98	11	104
25	RPE 210159	M	SP	37	270	-	-	1.23	361	1.39	-0.37	11.7	4.1	24.6	-5.4	108	-50	23.6	-10	7	95	100	118	97	10	112

© Compiled by the South African Stud Book and Livestock Improvement Association
All Pedigree- and Performance Data has been certified as correct

Dier Info				Werklike Syfers						Verwagte Teelwaardes											Indekse			Moeder		
LOT	Dier ID	Geslag	AFD	Geb. Gewig (kg)	205d Gewig (kg)	KKG *Verh.*	KKS *Verh.*	Lengte Hoogte *Verh.*	Skr. Omtr. *(mm)*	Geb Dir (kg)	Geb Mat (kg)	Spn Dir (kg)	Spn Mat (kg)	Na-Spn (kg)	Volw. Gewig (kg)	GDT (g/d)	VOV (kg:kg)	Skr. Omtr. (mm)	Hoogte (mm)	Lengte (mm)	Spn.	GDT	Skr. Omtr.	Gem. Spn. Indeks	Aant. Kalw.	Repr. Indeks
		Ras Gemiddeld								1.10	-0.23	14.5	3.9	23	10	108	-49	11.9	1.0	16.0						
		Aanbod Gemiddeld		36	274	-	42.6	1.24	338	1.74	-0.46	20.1	2.7	38	12	147	-61	14.8	-2	22	101	104	104	101	7.0	104
26	RPE 210104	M	SP	37	262	-	-	1.24	348	2.05	-0.44	27.3	1.6	51.3	24.7	176	-59	14.2	-5	29	92	118	103	98	7	95
27	RPE 210164	M	SP	39	269	-	-	1.18	337	2.95	-0.94	26.0	-0.9	43.7	22.2	171	-82	9.1	6	26	94	95	96	98	12	98
28	RPE 210060	M	SP	38	295	-	-	-	-	2.02	-0.73	19.5	4.9	38.1	13.3	191	-82	18	-10	9	99	-	109	103	5	108
31	RPE 170012	V	B	33	261	-	-	-	-	-0.05	-0.43	10.4	5.5	24.6	-4.5	122	-58	10.1	-9	6	98	-	97	99	8	106
32	RPE 190208	V	SP	32	241	-	-	-	-	3.05	-0.57	23.6	6.6	45.2	26.1	190	-70	27.8	-2	31	108	-	124	105	4	104
33	RPE 210042	V	SP	35	230	-	-	-	-	1.50	-0.53	15.6	1.3	28.5	5.3	126	-46	10.4	2	16	98	-	98	97	9	93
34	RPE 200118	V	SP	40	294	-	-	-	-	3.55	-0.18	24.0	6.0	45.4	33.6	198	-64	14	6	29	101	-	103	107	11	110
35	RPE 200072	V	SP	33	233	-	-	-	-	1.81	-0.02	15.6	6.7	28.8	14.4	146	-57	25.6	3	28	103	-	121	105	5	106
36	RPE 210142	V	SP	36	269	-	-	-	-	2.89	-0.84	25.3	4.2	44.7	21.0	207	-72	13	13	44	110	-	102	104	8	112
37	RPE 200067	V	SP	32	263	-	-	-	-	1.04	-0.06	11.8	5.5	27.8	-7.7	90	-48	9.1	-4	7	101	-	96	103	4	115
38	RPE 200105	V	SP	34	277	-	-	-	-	1.92	0.00	12.6	6.0	23.2	-2.2	128	-54	22.2	1	20	97	-	116	100	8	108

© Compiled by the South African Stud Book and Livestock Improvement Association
All Pedigree- and Performance Data has been certified as correct

EXPLANATION OF CATALOGUE ABBREVIATIONS		VERDUIDELIKING VAN KATALOGUS AFKORTINGS	
Lot Number	LOT	LOT	Lot Nommer
Estimated breeding value	EBV	EBV	Beraamde teelwaarde
Parentage verification	Parentage	Ouerskap	Ouerskap verifikasie
Age in years / Number of calvings	AGE. / CALV.	OUD. / KALF.	Ouderdom in jaar / Aantal kalwings
Average Wean index / Number of calves weaned	Ave WI / CALV.	GEM SI / KALF.	Gemiddelde speen indeks / Aantal kalwers gespeen
Animal identification number	ID	ID	Dier se identifikasie nommer
Herd Book Section	SEC	AFD	Kuddeboek Afdeling
Herd Book Section: Pending Registration	PEN	PEN	Kuddeboek Afdeling: Wag vir Registrasie
Herd Book Section: Not for Registration	NFR	NFR	Kuddeboek Afdeling: Nie vir Registrasie
Herd Book Section: Foundation Generation	FO	FO	Kuddeboek Afdeling: Fondasie Generasie
Herd Book Section: Appendix A	A	A	Kuddeboek Afdeling: Aanhangsel A
Herd Book Section: Appendix B	B	B	Kuddeboek Afdeling: Aanhangsel B
Herd Book Section: Studbook Proper, a registered animal	SP	SP	Kuddeboek Afdeling: Studbook Proper, 'n geregistreerde dier
Genomically Tested	GT	GT	Genomies Getoets
Homozygous Horned (Celtic test)	HH(c)	HH(c)	Homosigoties horings (Celtic toets)
Homozygous Polled (Celtic test)	PP(c)	PP(c)	Homosigotiets Poena (Celtic toets)
Heterozygous Polled (Celtic test)	Pp(c)	Pp(c)	Heterosigoties Poena (Celtic toets)
Phenotypically Polled	P	P	Fenotipies Poena
Intercalving Period	ICP	TKP	Tussen-Kalf Periode
Birth Direct breeding value	Birth Dir.	Geb. Dir	Geboorte Direk teelwaarde
Wean Direct breeding value	Wean Dir.	Spn. Dir.	Speen Direk teelwaarde
Wean Maternal breeding value	Wean Mat.	SPn. Mat.	Speen Maternaal teelwaarde
Scrotal Circumference	Scr. Circ.	Skr. Omt.	Skrotum omtrek
Heifer Fertility	Heifer Fert.	Vers Vrugb.	Vers Vrugbaarheid
Cow Fertility	Cow Fert.	Koei Vrugb.	Koei Vrugbaarheid
Longevity	Longev.	Lankl.	Lanklewendheid
Mature Weight	Mat. Wt.	Volw. Gewig	Volwasse gewig
Average Daily Gain (g/day)	ADG	GDT	Gemiddelde Daaglikse Toename
Feed Conversion Ratio (kg:kg)	FCR	VOV	Voeromset Verhouding
Eye Muscle Area	EMA	OSO	Oogspier grootte
Backfat Thickness	Fat	Vet	Rugvet Diepte
Marbeling (intra-muscular fat)	Mar	Mar	Marmering (binne-spierse vet)
365-day weight index	365D Index	365D Indeks	365-dae gewig indeks
540-day weight index	540D Index	540D Indeks	540-dae gewig indeks
Length-Height ratio	LH	LH	Lengte-Hoogte Verhouding
Actual Birth weight	Birth Wt.	Geb. gewig	Werklike Geboorte gewig
205-day Dam-age corrected weight	205d Wt.	205d gewig	205-dag Moeder-ouderdom gekorrigeerde gewig
Cow-Calf Birth Ratio	CCG	KKG	Koei-Kalf Geboorte Verhouding
Cow-Calf Wean Ratio	CCW	KKS	Koei-Kalf Speen Verhouding
Average Weaning Index	Avg. Wean Index	Gem. Spn. Indeks	Gemiddelde speen indeks
Number of Calves	Nr. Calves	Aant. Kalw.	Aantal kalwers
Reproduction Index	Repr. Index	Repr. Indeks	Reproduksie indeks
Animal sex: M - Male, F - Female	M / F	M / V	Dier geslag: M - Manlik, V - Vroulik