AMPTELIKE VEILINGSKATALOGUS VIR / OFFICIAL AUCTION CATALOGUE FOR

MOALOSI & LAMUS BONSMARAS

Veilingsdatum / Auction Date:
25 June 2024

Data soos op / Data as on:
19 June 2024

BONSMARA SA

SA STAMBOEK STUD BOOK

SALES UNDER AUSPICES OF BONSMARA SA

Bonsmara stud breeding is subject to the stipulations of the Livestock Improvement Act and conforms to the standards of Bonsmara SA. The Society therefore has the right to implement certain controls to ensure the accuracy of information regarding Parentage, Performance and Estimated Breeding Values.

Information regarding Parentage, Performance and Estimated Breeding Values of animals, as supplied by the breeder, have been verified and compared to the official database of LOGIX BEEF. Bonsmara SA therefore, confirms the accuracy of such information.

To the knowledge of the Society these controls have been carried out accurately. However, the Society does not take any responsibility for incorrect information through printing errors or incorrect information provided by the breeder.

Animals on such sales have been visually screened by Inspectors of Bonsmara SA and comply with the Bonsmara Minimum Breed Standards as stipulated by the Society.

The Society DOES NOT have any control over:

- Immunization and health status of animals
- Pregnancy status of cows and heifers
- Suitability of a bull for breeding
- Fertility status as well as venereal diseases and
- Commercial animals

Since the above is not classified as information regarding Parentage, Performance and Estimated Breeding Values, it DOES NOT fall within the jurisdiction of the meaning "Under the Auspices of Bonsmara SA".

VEILINGS ONDER BESKERMING VAN BONSMARA SA

Bonsmara stoetteling wat onderhewig is aan die bepalings van die Veeverbeteringswet, vind plaas onder die vaandel van Bonsmara SA. Daarom behou die Genootskap hom die reg voor om kontroles volgens bepaalde prosedures uit te oefen ten opsigte van Ouerskap inligting, Prestasiedata en Beraamde Teelwaardes.

Ouerskap inligting, Prestasiedata en Beraamde Teelwaardes soos deur die teler voorsien vir die doel van hierdie katalogus, is gekontroleer en vergelyk met die amptelike databasis soos gehou deur LOGIX BEEF. Bonsmara SA bevestig dus die korrektheid van sodanige inligting.

Alhoewel die kontroles na die beste wete van die Genootskap gedoen is, kan die Genootskap egter nie verantwoordelik gehou word vir foutiewe inligting as gevolg van drukkersfoute of verkeerde inligting deur die telers verskaf nie.

Diere wat op hierdie veilings aangebied word, is onderwerp aan 'n proses van visuele inspeksie deur Keurders van Bonsmara SA en voldoen aan die Bonsmara Minimum Rasstandaarde soos bepaal deur die Genootskap.

Die Genootskap het egter GEEN beheer oor:

- Immunisering en gesondheidstatus van diere
- Dragtigheidstatus van koeie en verse
- Teelgeskiktheid van bulle
- Vrugbaarheidstatus, asook geslagsiektes en
- Kommersiële diere nie.

Aangesien bogenoemde nie val onder die bedoeling met Ouerskap inligting, Prestasiedata en Beraamde Teelwaardes nie, sorteer dit NIE onder die jurisdiksie van die bedoeling "Onder beskerming van Bonsmara SA" nie.

ANIMAL AND PEDIGREE INFORMATION

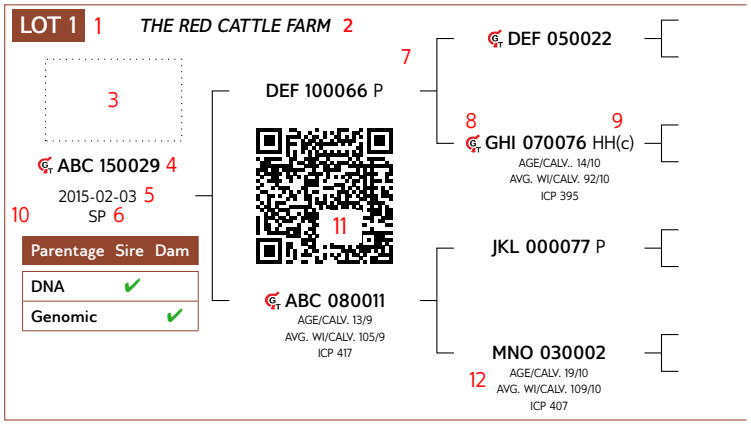

1. Lot Number
2. Owner of the animal
3. Herd's logo (if available)
4. Animal Identification Number
5. Birth date
6. Herd book section - NFR / PEN / F0 / A / B / SP
7. Four (4) generation pedigree
8. Genomic testing - it is indicated with the **GT** logo
9. Polled Status - the status will only be printed for animals that have been tested
10. Parentage Verification - a green tick (✔) indicates that the sire and/or dam has been verified via either microsatellite (DNA), or Genomic testing
11. QR Code - This code can be scanned with a smart device. It redirects to the animal's information on **www.SABeefBulls.com** where all information for the animal is available.
12. Dam information
    - Age and Number of Calvings
    - Average Wean Index and Number of Calves Weaned
    - Intercalving Period

MYOSTATIN STATUS

The animal's status, if tested for myostatin variants, is indicated as follows:

- Not Tested
- 0 - Normal
- 1 - Heterozygous / Carrier of Double-Muscling gene
- 2 - Homozygous / Double-Muscled

LOGIX SELECTION VALUES

Calving Ease Value	Weaner Calf Value	Fertility Value	Maintenance Value	Cow Value	Growth Value	Carcass Value
109	98	111	99	101	98	103
1	2	3	4	5	6	7



5 LOGIX Cow Value

Selection of:

- Fertile cows,
- with low maintenance,
- that calf easily,
- and wean heavy calves

1 Calving Ease Value	EBVs Birth Direct & Maternal
Calf Growth Value	EBV Wean Direct
3 Fertility Value	EBVs Cow & Heifer Fertility, EBV Longevity
Milk Value	EBV Wean Maternal
4 Maintenance Value	EBVs Mature weight & Milk



2 LOGIX Weaner Calf Value

Selection of:

- Heavier weaning weights,
- with more milk,
- but restricted birth weight

7 LOGIX Carcass Value

Selection for higher meat yield on carcass



6 LOGIX Growth Value

Selection of efficient growers on veld & in the feedlot

INTERPRETATION OF BREEDING VALUE INDICES

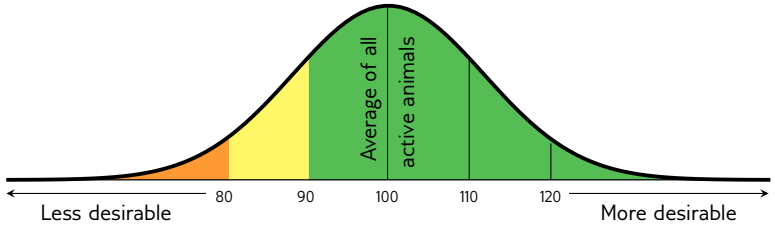

Average between 90 and 110

(Acceptable between 80 and 120)

EXPLANATION OF BREEDING VALUES AND SELECTION VALUES

		Traits		Description/Measurement	Goal	General Guidelines						
							<80	<90	90-110	>110	>120	
Selection Values	5	**Cow Value**	CV	Combination of Calving Ease, Calf Growth, Milk, Maintenance and Fertility Values (Rand-Value)	Profitable Cow	Loss						Profit
	1	**Calving Ease Value**	CEV	Risk for calving problems (calf too heavy) vs calf too small	Average birth weight	High						Low
		Calf Growth Value	CGrV	Calf's genetic ability for pre-weaning growth	Heavy weaner calf	Light						Heavy
		Milk Value	MlkV	Cow's genetic mothering and milking ability	Enough milk for the calf	Less						More
	4	**Maintenance Value**	MntV	Maintenance requirements of cow (cow weight and milk)	Low cow maintenance	High					*	Low
	3	**Fertility Value**	FertV	Fertility and retention of cows and heifers	Fertile cows	Low						High
	2	**Weaner Calf Value**	WnCV	Combination of calf's weight and cow's milk	Heavy weaner calves	Light						Heavy
	6	**Growth Value**	GV	Efficient growth on veld and in feedlot (Rand-value)	Profitable growth	Loss						Profit
	7	**Carcass Value**	VarcV	Meat on carcass (Weight and RTU EBVs)	More meat on the carcass	Less						More
		Production Value	PV	Combination of Cow- and Growth values (Rand-value)	Profitable animals	Loss						Profit
Cow & Heifer	8	**Birth Weight Direct**	BD	Birth weight (Calf's genetic ability)	Average birth weight	Heavy						Light
		Birth Weight Maternal	BM	Birth weight (Cow's genetic ability)	Easy calving	Heavy						Light
	9	**Weaning Weight Direct**	WD	Weaning weight (Calf's genetic ability)	Heavy weaner calves	Light						Heavy
	10	**Weaning Weight Maternal**	WM	Weaning weight (Cow's genetic ability)	Good mothers	Poor						Good
	18	**Mature Cow Weight**	MW	Cow weight at weaning of first three calves	Average mature cow weight	Light				*	*	Heavy
		Cow-Calf Birth	CCB	EBV Birth Direct / EBV Mature Cow weight	Average	Low						High
		Cow-Calf Wean	CCW	EBV Wean Direct / EBV Mature Cow weight	High calf-cow ratio	Low						High
Fertility	12	**Heifer Fertility**	HF	Age at first calving	Fertile heifers	Less						More
	13	**Cow Fertility**	CF.E	First 3 inter-calving periods (ICPs)	Fertile cows	Less						More
	11	**Scrotal Circumference**	SC	Scrotal circumference as measured during the growth test	Fertile bulls	Less						More
	14	**Longevity**	LG	Retention of progeny	Acceptable progeny	Poor						Good
Growth & Frame	15	**Post-Wean Weight**	PWn	12- and 18 month weights	Good post-wean growth	Low					*	High
	16	**Average Daily Gain**	ADG	Average daily gain	Good growth	Poor						Good
	17	**Feed Conversion Ratio**	FCR	100g feed intake / g weight gain	Feed efficiency	Poor						Good
		Final Test Weight	FW	Final weight in the growth test	Heavy carcass	Light					*	Heavy
	19	**Height**	H	Shoulder / Hip height in growth test	Average height	Short						Tall
	20	**Length**	L	Length in growth test	Longer for more muscle	Short						Long
	24	**Length-Height Ratio**	LH	EBV Length / EBV Height	Longer rather than tall	<1						>1
Carcass	21	**Eye Muscle Area**	EMA	RTU measured eye muscle area	Bigger steaks	Small						Big
	22	**Fat Thickness**	Fat	RTU measured P8 backfat thickness	Carcass quality	Thin						Thick
	23	**Marbling**	Mar	RTU measured % of intra-muscular fat	Juicy meat	Low						High
		Dressing Percentage	D%	Carcass weight / Live weight	High dressing percentage	Low						High

* Determined by own selection goal

GENETIC VALUES - BUILDING BLOCKS

Calf and Mother			Fertility				Post-Wean Growth			Frame			Carcass		
Birth Dir.	Wean Dir.	Wean Mat.	Scrot. Circ.	Heifer Fert.	Cow Fert.	Longev.	Post Wean	ADG	FCR	Mature Weight	Height	Length	EMA	Fat	Mar
99	99	90	97	75	92	85	100	94	93	92	123	110	104	100	79
8	9	10	11	12	13	14	15	16	17	18	19	20	21	22	23

The Logix Selection Values are compiled of specific genetic building blocks, as indicated in the selection value descriptions on the previous page. These genetic building blocks are indicated in the catalogue by their Breeding Value Indices.

PHENOTYPIC VALUES

Wean Index	365D Index	540D Index	ADG Index	FCR Index	Scrotum	LH
109	104	105	122	117	327	1.22
			16	17	11	24

- Wean, 365D, 504D, ADG and FCR Indices - phenotypic index obtained within the animal's contemporary group
- Scrotum - adjusted scrotal circumference, in mm, as measured during the growth test
- Length-Height Ratio (LH) - the animal's length / height ratio as measured during the growth test

© Compiled by the South African Stud Book and Livestock Improvement Association
All Pedigree- and Performance Data has been certified as correct

BULLS

LOT 1

MOALOSI BONSMARA

MDS 210066
2021-10-26
SP

Parentage	Sire	Dam
DNA		
Genomic		

CRV 160030
- CRV 100095
  - DBT 030036
  - HJB 040150 — AGE/CALV. 8/6, AVG. WI/CALV. 96/6
- CRV 110198 — AGE/CALV. 12/10, AVG. WI/CALV. 97/8, ICP 414
  - LAR 060034
  - ADV 020010 — AGE/CALV. 15/12, AVG. WI/CALV. 101/12

MDS 170067 — AGE/CALV. 6/4, AVG. WI/CALV. 90/3, ICP 446
- VV 110410
  - VV 060294
  - VV 050493 — AGE/CALV. 11/8, AVG. WI/CALV. 94/8
- MDS 130062 — AGE/CALV. 8/4, AVG. WI/CALV. 119/3, ICP 444
  - HCO 090180
  - MDS 100013 — AGE/CALV. 4/2, AVG. WI/CALV. 100/1

Calving Ease Value	Weaner Calf Value	Fertility Value	Maintenance Value	Cow Value	Growth Value	Carcass Value
93	89	113	87	95	112	113

Calf and Mother			Fertility				Post-Wean Growth			Frame			Carcass		
Birth Dir.	Wean Dir.	Wean Mat.	Scr. Circ.	Heifer Fert.	Cow Fert.	Longev.	Post Wean	ADG	FCR	Mature Weight	Height	Length	EMA	Fat	Mar
90	102	87	101	120	101	99	106	111	100	114	94	107	110	90	82

Wean Index	365D Index	540D Index	ADG Index	FCR Index	Scrotum	LH
94	-	-	115	-	328	1.24

Myostatin	
Q204X	1
NT821	Not Tested
F94L	Not Tested

REMARKS:

LOGIX EBV Analysis: 2024-06-19

LOT 2

MOALOSI BONSMARA

MDS 210048
2021-10-11
SP

Parentage	Sire	Dam
DNA		
Genomic		

ZEF 170077
- ZEF 150005
  - FCT 120033
  - ZEF 130002 — AGE/CALV. 11/9, AVG. WI/CALV. 99/9
- ZEF 150075 — AGE/CALV. 8/7, AVG. WI/CALV. 99/6, ICP 369
  - HCO 090103
  - ZEF 070029 — AGE/CALV. 11/7, AVG. WI/CALV. 100/6

MDS 170063 — AGE/CALV. 6/4, AVG. WI/CALV. 102/3, ICP 433
- VV 110410
  - VV 060294
  - VV 050493 — AGE/CALV. 11/8, AVG. WI/CALV. 94/8
- MDS 130033 — AGE/CALV. 8/5, AVG. WI/CALV. 101/4, ICP 475
  - HCO 090180
  - V 040353 — AGE/CALV. 11/9, AVG. WI/CALV. 99/8

Calving Ease Value	Weaner Calf Value	Fertility Value	Maintenance Value	Cow Value	Growth Value	Carcass Value
105	111	114	95	113	110	114

Calf and Mother			Fertility				Post-Wean Growth			Frame			Carcass		
Birth Dir.	Wean Dir.	Wean Mat.	Scr. Circ.	Heifer Fert.	Cow Fert.	Longev.	Post Wean	ADG	FCR	Mature Weight	Height	Length	EMA	Fat	Mar
99	119	74	114	110	107	112	115	109	107	105	128	120	111	113	65

Wean Index	365D Index	540D Index	ADG Index	FCR Index	Scrotum	LH
106	-	-	102	-	334	1.15

Myostatin	
Q204X	Not Tested
NT821	Not Tested
F94L	Not Tested

REMARKS:

LOGIX EBV Analysis: 2024-06-19

LOT 3

MOALOSI BONSMARA

WVW 210079
2021-09-17
SP

Parentage	Sire	Dam
DNA		
Genomic		

WVW 160035
- V 120309
  - V 090067
  - V 090289 — AGE/CALV. 10/8, AVG. WI/CALV. 94/7
- WVW 120061 P — AGE/CALV. 7/5, AVG. WI/CALV. 110/5, ICP 365
  - HDT 090002
  - WVW 050016 — AGE/CALV. 16/15, AVG. WI/CALV. 96/14

WVW 160008 — AGE/CALV. 8/6, AVG. WI/CALV. 98/4, ICP 412
- ALF 130215
  - ALF 060087
  - ALF 090147 — AGE/CALV. 13/9, AVG. WI/CALV. 98/9
- WVW 130135 — AGE/CALV. 8/6, AVG. WI/CALV. 97/6, ICP 368
  - PSC 070017
  - WVW 080056 — AGE/CALV. 6/4, AVG. WI/CALV. 105/3

Calving Ease Value	Weaner Calf Value	Fertility Value	Maintenance Value	Cow Value	Growth Value	Carcass Value
79	122	98	84	105	117	139

Calf and Mother			Fertility				Post-Wean Growth			Frame			Carcass		
Birth Dir.	Wean Dir.	Wean Mat.	Scr. Circ.	Heifer Fert.	Cow Fert.	Longev.	Post Wean	ADG	FCR	Mature Weight	Height	Length	EMA	Fat	Mar
76	140	75	120	87	112	101	128	116	109	119	126	131	109	147	111

Wean Index	365D Index	540D Index	ADG Index	FCR Index	Scrotum	LH
124	-	-	111	-	332	1.24

Myostatin	
Q204X	0
NT821	Not Tested
F94L	Not Tested

REMARKS:

LOGIX EBV Analysis: 2024-06-19

Bonsmara SA Cattle Breeders' Society

© Compiled by the South African Stud Book and Livestock Improvement Association
All Pedigree- and Performance Data has been certified as correct

BULLE

LOT 4 — *LAMUS BONSMARA*

ZEF 210139
2021-10-28
SP

Ouerskap	Vaar	Moer
DNS	✔	
Genomies		

- CRV 180033 HH(c)
  - CRV 130440
    - V 090237
    - FCT 110270 (OUD/KALW. 12/11, GEM. SI/KALW. 112/9)
  - CRV 140198 (OUD/KALW. 8/5, GEM. SI/KALW. 107/4, TKP 510)
    - BPJ 090003
    - CRV 110236 (OUD/KALW. 11/6, GEM. SI/KALW. 94/6)
- ZEF 150075 (OUD/KALW. 8/7, GEM. SI/KALW. 99/6, TKP 369)
  - HCO 090103
    - VV 030346
    - HJB 050332 (OUD/KALW. 8/5, GEM. SI/KALW. 97/4)
  - ZEF 070029 (OUD/KALW. 11/7, GEM. SI/KALW. 100/6, TKP 359)

Geboortegemak Waarde	Speenkalf Waarde	Vrugbaarheids-waarde	Onderhouds-waarde	Koeiwaarde	Groei-waarde	Karkas-waarde
83	114	109	105	112	113	112

Kalf en Moeder			Vrugbaarheid				Na-Speen Groei			Raam			Karkas		
Geb. Dir.	Spn. Dir.	Spn. Mat.	Skr. Omtr.	Vers Vrugb.	Koei Vrugb.	Lankl.	Na-Speen	GDT	VOV	Volw. Gewig	Hoogte	Lengte	OSO	Vet	Mar
81	117	97	109	103	103	119	118	114	113	94	102	106	102	102	81

Spn. Indeks	365D Indeks	540D Indeks	GDT Indeks	VOV Indeks	Skrotum	LH
102	97	98	-	-	-	-

Miostatien	
Q204X	1
NT821	0
F94L	0

OPMERKINGS:

LOGIX EBV Analise: 2024-06-19

LOT 5 — *LAMUS BONSMARA*

ZEF 210050
2021-09-30
SP

Ouerskap	Vaar	Moer
DNS	✔	✔
Genomies		

- LAR 160053
  - SYF 130117 HH(c)
    - SYF 090010
    - SYF 090147 (OUD/KALW. 12/11, GEM. SI/KALW. 106/11)
  - LAR 130247 (OUD/KALW. 5/1, GEM. SI/KALW. 101/1, TKP -)
    - LAR 110071
    - LAR 070178 (OUD/KALW. 8/4, GEM. SI/KALW. 103/4)
- AG 140342 (OUD/KALW. 8/6, GEM. SI/KALW. 94/6, TKP 361)
  - HCO 090044
    - VV 030346
    - HJB 060044 (OUD/KALW. 11/9, GEM. SI/KALW. 101/9)
  - AG 050297 (OUD/KALW. 14/12, GEM. SI/KALW. 100/12, TKP 366)
    - LAR 010176
    - AG 000263 (OUD/KALW. 14/11, GEM. SI/KALW. 96/9)

Geboortegemak Waarde	Speenkalf Waarde	Vrugbaarheids-waarde	Onderhouds-waarde	Koeiwaarde	Groei-waarde	Karkas-waarde
95	98	95	95	94	114	111

Kalf en Moeder			Vrugbaarheid				Na-Speen Groei			Raam			Karkas		
Geb. Dir.	Spn. Dir.	Spn. Mat.	Skr. Omtr.	Vers Vrugb.	Koei Vrugb.	Lankl.	Na-Speen	GDT	VOV	Volw. Gewig	Hoogte	Lengte	OSO	Vet	Mar
97	106	92	112	94	93	111	103	115	114	104	104	107	111	100	92

Spn. Indeks	365D Indeks	540D Indeks	GDT Indeks	VOV Indeks	Skrotum	LH
104	101	93	-	-	-	-

Miostatien	
Q204X	1
NT821	0
F94L	0

OPMERKINGS:

LOGIX EBV Analise: 2024-06-19

LOT 6 — *MOALOSI BONSMARA*

MDS 210053
2021-10-12
SP

Ouerskap	Vaar	Moer
DNS		
Genomies		

- CRV 160030
  - CRV 100095
    - DBT 030036
    - HJB 040150 (OUD/KALW. 8/6, GEM. SI/KALW. 96/6)
  - CRV 110198 (OUD/KALW. 12/10, GEM. SI/KALW. 97/8, TKP 414)
    - LAR 060034
    - ADV 020010 (OUD/KALW. 15/12, GEM. SI/KALW. 101/12)
- ZEF 160070 (OUD/KALW. 7/5, GEM. SI/KALW. 105/4, TKP 463)
  - HCO 090103
    - VV 030346
    - HJB 050332 (OUD/KALW. 8/5, GEM. SI/KALW. 97/4)
  - VV 100144 (OUD/KALW. 10/7, GEM. SI/KALW. 104/7, TKP 429)
    - VV 070122
    - VV 060418 (OUD/KALW. 6/4, GEM. SI/KALW. 86/4)

Geboortegemak Waarde	Speenkalf Waarde	Vrugbaarheids-waarde	Onderhouds-waarde	Koeiwaarde	Groei-waarde	Karkas-waarde
93	106	100	93	101	113	115

Kalf en Moeder			Vrugbaarheid				Na-Speen Groei			Raam			Karkas		
Geb. Dir.	Spn. Dir.	Spn. Mat.	Skr. Omtr.	Vers Vrugb.	Koei Vrugb.	Lankl.	Na-Speen	GDT	VOV	Volw. Gewig	Hoogte	Lengte	OSO	Vet	Mar
91	114	91	107	99	102	101	115	113	111	106	85	100	103	103	74

Spn. Indeks	365D Indeks	540D Indeks	GDT Indeks	VOV Indeks	Skrotum	LH
102	-	-	111	-	336	1.25

Miostatien	
Q204X	0
NT821	Nie Getoets
F94L	Nie Getoets

OPMERKINGS:

LOGIX EBV Analise: 2024-06-19

BULLS

LOT 7 — *MOALOSI BONSMARA*

AG 210539
2021-10-20
SP

Parentage	Sire	Dam
DNA	✔	✔
Genomic		

- GJN 170124 HH(c)
  - AG 140092 HH(c)
    - AG 080210
    - AG 090124 — AGE/CALV. 7/5, AVG. WI/CALV. 110/5
  - GJN 100054 — AGE/CALV. 13/10, AVG. WI/CALV. 98/10, ICP 368
    - VV 040323
    - GJN 030034 — AGE/CALV. 13/12, AVG. WI/CALV. 100/12
- AG 170853 — AGE/CALV. 5/2, AVG. WI/CALV. 108/2, ICP 509
  - AG 130456
    - AG 080204
    - AG 040418 — AGE/CALV. 14/13, AVG. WI/CALV. 100/13
  - AG 150563 — AGE/CALV. 8/6, AVG. WI/CALV. 103/4, ICP 460
    - AG 110263
    - AG 120578 — AGE/CALV. 11/8, AVG. WI/CALV. 99/7

Calving Ease Value	Weaner Calf Value	Fertility Value	Maintenance Value	Cow Value	Growth Value	Carcass Value
82	112	91	102	100	97	102

Calf and Mother			Fertility				Post-Wean Growth			Frame			Carcass		
Birth Dir.	Wean Dir.	Wean Mat.	Scr. Circ.	Heifer Fert.	Cow Fert.	Longev.	Post Wean	ADG	FCR	Mature Weight	Height	Length	EMA	Fat	Mar
81	114	103	105	85	95	110	109	103	118	96	99	96	100	104	98

Wean Index	365D Index	540D Index	ADG Index	FCR Index	Scrotum	LH
112	111	102	-	-	-	-

Myostatin	
Q204X	1
NT821	Not Tested
F94L	Not Tested

REMARKS:

LOGIX EBV Analysis: 2024-06-19

LOT 8 — *MOALOSI BONSMARA*

ZEF 180121 Pp(c)
2018-10-17
SP

Parentage	Sire	Dam
DNA	✔	
Genomic		

- AG 140108
  - WBB 080049
    - AG 020172
    - WBB 060009 — AGE/CALV. 10/7, AVG. WI/CALV. 99/7
  - AG 090486 — AGE/CALV. 9/7, AVG. WI/CALV. 97/7, ICP 370
    - CEF 040431
    - AG 040246 — AGE/CALV. 15/12, AVG. WI/CALV. 107/12
- VV 150061 — AGE/CALV. 5/3, AVG. WI/CALV. 95/2, ICP 365
  - VV 130060
    - VV 100330
    - VV 100217 — AGE/CALV. 6/4, AVG. WI/CALV. 87/3
  - VV 120500 P — AGE/CALV. 5/3, AVG. WI/CALV. 106/3, ICP 362
    - VV 100062
    - VV 090403 — AGE/CALV. 9/5, AVG. WI/CALV. 116/4

Calving Ease Value	Weaner Calf Value	Fertility Value	Maintenance Value	Cow Value	Growth Value	Carcass Value
106	84	105	118	95	83	78

Calf and Mother			Fertility				Post-Wean Growth			Frame			Carcass		
Birth Dir.	Wean Dir.	Wean Mat.	Scr. Circ.	Heifer Fert.	Cow Fert.	Longev.	Post Wean	ADG	FCR	Mature Weight	Height	Length	EMA	Fat	Mar
103	81	97	89	101	103	113	85	84	92	85	59	71	122	86	62

Wean Index	365D Index	540D Index	ADG Index	FCR Index	Scrotum	LH
95	-	-	94	-	364	1.26

Myostatin	
Q204X	1
NT821	0
F94L	0

REMARKS:

LOGIX EBV Analysis: 2024-06-19

LOT 9 — *LAMUS BONSMARA*

ZEF 210234
2021-11-28
SP

Parentage	Sire	Dam
DNA	✔	
Genomic		

- ZEF 180121 Pp(c)
  - AG 140108
    - WBB 080049
    - AG 090486 — AGE/CALV. 9/7, AVG. WI/CALV. 97/7
  - VV 150061 — AGE/CALV. 5/3, AVG. WI/CALV. 95/2, ICP 365
    - VV 130060
    - VV 120500 P — AGE/CALV. 5/3, AVG. WI/CALV. 106/3
- ZEF 140216 — AGE/CALV. 7/6, AVG. WI/CALV. 99/6, ICP 361
  - VV 100479
    - AG 070138
    - VV 040075 — AGE/CALV. 13/11, AVG. WI/CALV. 98/10
  - ZEF 070211 — AGE/CALV. 8/3, AVG. WI/CALV. 107/3, ICP 393

Calving Ease Value	Weaner Calf Value	Fertility Value	Maintenance Value	Cow Value	Growth Value	Carcass Value
85	88	106	105	92	89	86

Calf and Mother			Fertility				Post-Wean Growth			Frame			Carcass		
Birth Dir.	Wean Dir.	Wean Mat.	Scr. Circ.	Heifer Fert.	Cow Fert.	Longev.	Post Wean	ADG	FCR	Mature Weight	Height	Length	EMA	Fat	Mar
85	93	102	96	99	104	116	101	87	90	94	79	84	110	91	64

Wean Index	365D Index	540D Index	ADG Index	FCR Index	Scrotum	LH
90	102	102	-	-	-	-

Myostatin	
Q204X	1
NT821	0
F94L	0

REMARKS:

LOGIX EBV Analysis: 2024-06-19

BULLE

LOT 10

MOALOSI BONSMARA

WVW 210121
2021-10-12
SP

Ouerskap	Vaar	Moer
DNS		
Genomies		

- WVW 150079
  - WVW 120064 P
    - HDT 090002
    - WVW 060013 (OUD/KALW. 14/12, GEM. SI/KALW. 100/11)
  - WVW 090059 (OUD/KALW. 11/9, GEM. SI/KALW. 100/8, TKP 425)
    - V 020032
    - WVW 050121 (OUD/KALW. 10/5, GEM. SI/KALW. 105/5)
- WVW 170022 (OUD/KALW. 7/5, GEM. SI/KALW. 92/5, TKP 362)
  - ALF 140066
    - V 090053
    - ALF 090025 (OUD/KALW. 11/8, GEM. SI/KALW. 108/7)
  - WVW 140143 (OUD/KALW. 7/5, GEM. SI/KALW. 102/4, TKP 376)
    - V 090085
    - WVW 060016 (OUD/KALW. 13/11, GEM. SI/KALW. 105/10)

Geboortegemak Waarde	Speenkalf Waarde	Vrugbaarheids-waarde	Onderhouds-waarde	Koeiwaarde	Groei-waarde	Karkas-waarde
110	76	112	86	85	93	100

Kalf en Moeder			Vrugbaarheid				Na-Speen Groei			Raam			Karkas		
Geb. Dir.	Spn. Dir.	Spn. Mat.	Skr. Omtr.	Vers Vrugb.	Koei Vrugb.	Lankl.	Na-Speen	GDT	VOV	Volw. Gewig	Hoogte	Lengte	OSO	Vet	Mar
103	96	63	103	112	111	98	93	94	95	118	103	97	92	118	93

Spn. Indeks	365D Indeks	540D Indeks	GDT Indeks	VOV Indeks	Skrotum	LH
109	-	-	102	-	343	1.21

Miostatien	
Q204X	0
NT821	Nie Getoets
F94L	Nie Getoets

OPMERKINGS:

LOGIX EBV Analise: 2024-06-19

LOT 11

MOALOSI BONSMARA

MDS 210056
2021-10-15
SP

Ouerskap	Vaar	Moer
DNS		
Genomies		

- CRV 160030
  - CRV 100095
    - DBT 030036
    - HJB 040150 (OUD/KALW. 8/6, GEM. SI/KALW. 96/6)
  - CRV 110198 (OUD/KALW. 12/10, GEM. SI/KALW. 97/8, TKP 414)
    - LAR 060034
    - ADV 020010 (OUD/KALW. 15/12, GEM. SI/KALW. 101/12)
- ZEF 160046 (OUD/KALW. 8/5, GEM. SI/KALW. 106/5, TKP 474)
  - VV 120274
    - VV 100150
    - VV 060234 (OUD/KALW. 7/4, GEM. SI/KALW. 115/4)
  - WAT 130005 (OUD/KALW. 3/1, GEM. SI/KALW. 113/1, TKP -)
    - WAT 060071
    - WAT 100384 (OUD/KALW. 12/10, GEM. SI/KALW. 106/10)

Geboortegemak Waarde	Speenkalf Waarde	Vrugbaarheids-waarde	Onderhouds-waarde	Koeiwaarde	Groei-waarde	Karkas-waarde
74	114	96	81	100	123	125

Kalf en Moeder			Vrugbaarheid				Na-Speen Groei			Raam			Karkas		
Geb. Dir.	Spn. Dir.	Spn. Mat.	Skr. Omtr.	Vers Vrugb.	Koei Vrugb.	Lankl.	Na-Speen	GDT	VOV	Volw. Gewig	Hoogte	Lengte	OSO	Vet	Mar
74	125	104	109	93	97	104	122	121	110	121	117	123	121	89	91

Spn. Indeks	365D Indeks	540D Indeks	GDT Indeks	VOV Indeks	Skrotum	LH
109	-	-	128	-	324	1.20

Miostatien	
Q204X	0
NT821	Nie Getoets
F94L	Nie Getoets

OPMERKINGS:

LOGIX EBV Analise: 2024-06-19

LOT 12

MOALOSI BONSMARA

OB 200144
2020-09-29
SP

Ouerskap	Vaar	Moer
DNS	✔	✔
Genomies		

- JRB 160184
  - JRB 110107
    - JRB 060014
    - JRB 030098 (OUD/KALW. 11/9, GEM. SI/KALW. 101/7)
  - JRB 130218 (OUD/KALW. 7/5, GEM. SI/KALW. 108/3, TKP 399)
    - BBM 050050
    - AM 000048 (OUD/KALW. 14/11, GEM. SI/KALW. 103/10)
- OB 180066 (OUD/KALW. 6/4, GEM. SI/KALW. 101/3, TKP 371)
  - OB 150161
    - BG 110013
    - OB 110133 (OUD/KALW. 4/2, GEM. SI/KALW. 115/2)
  - OB 100160 (OUD/KALW. 10/6, GEM. SI/KALW. 101/6, TKP 435)
    - OB 070271
    - OB 000385 (OUD/KALW. 11/7, GEM. SI/KALW. 97/7)

Geboortegemak Waarde	Speenkalf Waarde	Vrugbaarheids-waarde	Onderhouds-waarde	Koeiwaarde	Groei-waarde	Karkas-waarde
95	114	111	83	116	120	112

Kalf en Moeder			Vrugbaarheid				Na-Speen Groei			Raam			Karkas		
Geb. Dir.	Spn. Dir.	Spn. Mat.	Skr. Omtr.	Vers Vrugb.	Koei Vrugb.	Lankl.	Na-Speen	GDT	VOV	Volw. Gewig	Hoogte	Lengte	OSO	Vet	Mar
93	110	123	120	103	117	102	113	114	100	117	123	119	109	105	103

Spn. Indeks	365D Indeks	540D Indeks	GDT Indeks	VOV Indeks	Skrotum	LH
96	103	108	-	-	339	-

Miostatien	
Q204X	0
NT821	0
F94L	Nie Getoets

OPMERKINGS:

LOGIX EBV Analise: 2024-06-19

© Compiled by the South African Stud Book and Livestock Improvement Association
All Pedigree- and Performance Data has been certified as correct

BULLS

LOT 13 — *LAMUS BONSMARA*

ZEF 200113
2020-10-10
SP

Parentage	Sire	Dam
DNA	✔	
Genomic		

- **ZEF 170116**
  - **VV 120139** HH(c)
    - **VV 090089**
    - **VV 090475** AGE/CALV. 14/12 AVG. WI/CALV. 109/11
  - **ZEF 140198** AGE/CALV. 9/8 AVG. WI/CALV. 99/6 ICP 370
    - **VV 100479**
    - **WVW 060036** AGE/CALV. 10/8 AVG. WI/CALV. 95/8
- **VV 140206** Pp(c) AGE/CALV. 10/8 AVG. WI/CALV. 98/6 ICP 368
  - **VV 110238**
    - **VV 080162**
    - **VV 030320** AGE/CALV. 13/12 AVG. WI/CALV. 101/12
  - **VV 100093** AGE/CALV. 7/5 AVG. WI/CALV. 107/4 ICP 415
    - **VV 060294**
    - **VV 040383** AGE/CALV. 6/4 AVG. WI/CALV. 102/4

Calving Ease Value	Weaner Calf Value	Fertility Value	Maintenance Value	Cow Value	Growth Value	Carcass Value
69	121	117	78	116	140	143

Calf and Mother			Fertility				Post-Wean Growth			Frame			Carcass		
Birth Dir.	Wean Dir.	Wean Mat.	Scr. Circ.	Heifer Fert.	Cow Fert.	Longev.	Post Wean	ADG	FCR	Mature Weight	Height	Length	EMA	Fat	Mar
73	136	99	146	109	119	104	143	133	131	126	129	133	114	123	123

Wean Index	365D Index	540D Index	ADG Index	FCR Index	Scrotum	LH
100	-	-	117	112	390	1.22

Myostatin	
Q204X	0
NT821	0
F94L	0

REMARKS:

LOGIX EBV Analysis: 2024-06-19

LOT 14 — *MOALOSI BONSMARA*

CRV 210400
2021-11-13
SP

Parentage	Sire	Dam
DNA		
Genomic		

- **IC 170779**
  - **CEF 100304** HH(c)
    - **CEF 080025**
    - **CEF 070151** AGE/CALV. 15/13 AVG. WI/CALV. 101/12
  - **CEF 070222** AGE/CALV. 11/8 AVG. WI/CALV. 95/8 ICP 388
    - **CEF 040462** HH(c)
    - **CEF 040048** AGE/CALV. 10/8 AVG. WI/CALV. 91/7
- **CRV 150190** AGE/CALV. 9/5 AVG. WI/CALV. 101/9 ICP 455
  - **JL 100198**
    - **AG 040310**
    - **EI 940254** AGE/CALV. 18/13 AVG. WI/CALV. 104/12
  - **CRV 130083** AGE/CALV. 7/5 AVG. WI/CALV. 99/4 ICP 406
    - **AJF 080040**
    - **BPJ 100077** AGE/CALV. 4/1 AVG. WI/CALV. 97/1

Calving Ease Value	Weaner Calf Value	Fertility Value	Maintenance Value	Cow Value	Growth Value	Carcass Value
90	93	103	104	94	109	99

Calf and Mother			Fertility				Post-Wean Growth			Frame			Carcass		
Birth Dir.	Wean Dir.	Wean Mat.	Scr. Circ.	Heifer Fert.	Cow Fert.	Longev.	Post Wean	ADG	FCR	Mature Weight	Height	Length	EMA	Fat	Mar
89	100	93	101	102	103	100	98	105	94	95	106	110	106	93	95

Wean Index	365D Index	540D Index	ADG Index	FCR Index	Scrotum	LH
100	-	-	105	-	335	1.21

Myostatin	
Q204X	Not Tested
NT821	Not Tested
F94L	Not Tested

REMARKS:

LOGIX EBV Analysis: 2024-06-19

LOT 15 — *MOALOSI BONSMARA*

MDS 210077
2021-11-07
B

Parentage	Sire	Dam
DNA		
Genomic		

- **CEF 170391**
  - **HDT 120043** Pp(c)
    - **HDT 080059** Pp(c)
    - **HDT 090001** P AGE/CALV. 11/7 AVG. WI/CALV. 98/6
  - **CEF 110181** AGE/CALV. 9/7 AVG. WI/CALV. 92/6 ICP 365
    - **WAT 080168**
    - **CEF 070064** AGE/CALV. 11/8 AVG. WI/CALV. 101/8
- **MDS 170064** AGE/CALV. 6/4 AVG. WI/CALV. 101/3 ICP 413
  - **ROM 130030**
    - **ALF 100070**
    - **ROM 100129** AGE/CALV. 13/10 AVG. WI/CALV. 96/8
  - **WVW 120055** Pp(c) AGE/CALV. 11/9 AVG. WI/CALV. 94/9 ICP 380
    - **HDT 090002**
    - **WVW 080098** AGE/CALV. 10/8 AVG. WI/CALV. 98/7

Calving Ease Value	Weaner Calf Value	Fertility Value	Maintenance Value	Cow Value	Growth Value	Carcass Value
105	95	114	112	106	108	109

Calf and Mother			Fertility				Post-Wean Growth			Frame			Carcass		
Birth Dir.	Wean Dir.	Wean Mat.	Scr. Circ.	Heifer Fert.	Cow Fert.	Longev.	Post Wean	ADG	FCR	Mature Weight	Height	Length	EMA	Fat	Mar
102	97	85	92	106	119	102	98	112	111	91	91	100	98	118	105

Wean Index	365D Index	540D Index	ADG Index	FCR Index	Scrotum	LH
104	-	-	94	-	320	1.22

Myostatin	
Q204X	Not Tested
NT821	Not Tested
F94L	Not Tested

REMARKS:

LOGIX EBV Analysis: 2024-06-19

© Compiled by the South African Stud Book and Livestock Improvement Association
All Pedigree- and Performance Data has been certified as correct

BULLE

LOT 16 — *MOALOSI BONSMARA*

OB 200187
2020-11-16
SP

Ouerskap	Vaar	Moer
DNS		
Genomies		

- LHB 170227 HH(c)
  - CAB 110020
    - JJ 060057
    - CAB 060045 — OUD/KALW. 8/5, GEM. SI/KALW. 108/4
  - CAB 140008 — OUD/KALW. 5/3, GEM. SI/KALW. 116/3, TKP 380
    - BG 100148
    - FCT 070257 — OUD/KALW. 6/4, GEM. SI/KALW. 107/4
- OB 160232 — OUD/KALW. 7/5, GEM. SI/KALW. 109/5, TKP 415
  - WAT 120179
    - WAT 080173
    - WAT 040381 — OUD/KALW. 8/6, GEM. SI/KALW. 99/5
  - OB 090175 — OUD/KALW. 11/8, GEM. SI/KALW. 102/7, TKP 393
    - OB 070204
    - OB 070006 — OUD/KALW. 11/8, GEM. SI/KALW. 103/8

Geboortegemak Waarde	Speenkalf Waarde	Vrugbaarheids-waarde	Onderhouds-waarde	Koeiwaarde	Groei-waarde	Karkas-waarde
94	124	91	92	111	113	123

Kalf en Moeder			Vrugbaarheid				Na-Speen Groei			Raam			Karkas		
Geb. Dir.	Spn. Dir.	Spn. Mat.	Skr. Omtr.	Vers Vrugb.	Koei Vrugb.	Lankl.	Na-Speen	GDT	VOV	Volw. Gewig	Hoogte	Lengte	OSO	Vet	Mar
97	122	109	112	81	98	113	118	117	111	106	121	127	126	103	105

Spn. Indeks	365D Indeks	540D Indeks	GDT Indeks	VOV Indeks	Skrotum	LH
116	111	111	-	-	351	-

Miostatien	
Q204X	0
NT821	0
F94L	Nie Getoets

OPMERKINGS:

LOGIX EBV Analise: 2024-06-19

LOT 17 — *LAMUS BONSMARA*

EB 210009
2021-11-01
SP

Ouerskap	Vaar	Moer
DNS ✔		
Genomies		

- VV 100369
  - AG 070138
    - AG 010258
    - AG 980250 — OUD/KALW. 15/11, GEM. SI/KALW. 106/10
  - VV 060429 — OUD/KALW. 11/9, GEM. SI/KALW. 96/9, TKP 390
    - VV 040046 HH(c)
    - VV 040092 — OUD/KALW. 8/6, GEM. SI/KALW. 104/6
- EB 190015 — OUD/KALW. 5/3, GEM. SI/KALW. 111/3, TKP 380
  - MCU 100109 Pp(c)
    - JJ 040115
    - MCU 050086 Pp(c) — OUD/KALW. 12/10, GEM. SI/KALW. 102/10
  - EB 130045 — OUD/KALW. 6/4, GEM. SI/KALW. 93/3, TKP 443
    - VV 070261
    - EB 090139 — OUD/KALW. 7/5, GEM. SI/KALW. 102/4

Geboortegemak Waarde	Speenkalf Waarde	Vrugbaarheids-waarde	Onderhouds-waarde	Koeiwaarde	Groei-waarde	Karkas-waarde
111	130	100	118	127	98	111

Kalf en Moeder			Vrugbaarheid				Na-Speen Groei			Raam			Karkas		
Geb. Dir.	Spn. Dir.	Spn. Mat.	Skr. Omtr.	Vers Vrugb.	Koei Vrugb.	Lankl.	Na-Speen	GDT	VOV	Volw. Gewig	Hoogte	Lengte	OSO	Vet	Mar
107	113	108	122	103	100	97	106	102	105	84	96	109	100	118	102

Spn. Indeks	365D Indeks	540D Indeks	GDT Indeks	VOV Indeks	Skrotum	LH
126	113	110	-	-	-	-

Miostatien	
Q204X	1
NT821	0
F94L	0

OPMERKINGS:

LOGIX EBV Analise: 2024-06-19

LOT 18 — *MOALOSI BONSMARA*

CEF 160402 HH(c)
2016-04-26
SP

Ouerskap	Vaar	Moer
DNS		
Genomies ✔		

- CEF 130317 HH(c)
  - CEF 110301 HH(c)
    - CEF 080338
    - CEF 080218 — OUD/KALW. 9/6, GEM. SI/KALW. 103/6
  - CEF 100161 — OUD/KALW. 13/9, GEM. SI/KALW. 103/7, TKP 387
    - HOT 060054
    - CEF 020218 — OUD/KALW. 11/7, GEM. SI/KALW. 91/8
- CEF 120138 — OUD/KALW. 10/8, GEM. SI/KALW. 103/7, TKP 384
  - BP 090012
    - BP 060021
    - BP 060012 — OUD/KALW. 9/6, GEM. SI/KALW. 108/6
  - CEF 080018 — OUD/KALW. 7/4, GEM. SI/KALW. 92/4, TKP 368
    - VV 040046 HH(c)
    - CEF 010061 — OUD/KALW. 15/12, GEM. SI/KALW. 102/12

Geboortegemak Waarde	Speenkalf Waarde	Vrugbaarheids-waarde	Onderhouds-waarde	Koeiwaarde	Groei-waarde	Karkas-waarde
116	108	113	94	117	124	125

Kalf en Moeder			Vrugbaarheid				Na-Speen Groei			Raam			Karkas		
Geb. Dir.	Spn. Dir.	Spn. Mat.	Skr. Omtr.	Vers Vrugb.	Koei Vrugb.	Lankl.	Na-Speen	GDT	VOV	Volw. Gewig	Hoogte	Lengte	OSO	Vet	Mar
121	108	94	130	111	109	106	117	126	114	105	103	112	106	128	132

Spn. Indeks	365D Indeks	540D Indeks	GDT Indeks	VOV Indeks	Skrotum	LH
107	-	-	106	-	378	1.21

Miostatien	
Q204X	0
NT821	0
F94L	0

OPMERKINGS:

LOGIX EBV Analise: 2024-06-19

BULLS

LOT 19 — *LAMUS BONSMARA*

ZEF 220014
2022-05-14
SP

Parentage	Sire	Dam
DNA		
Genomic		

- CEF 160402 HH(c)
  - CEF 130317 HH(c)
    - CEF 110301 HH(c)
    - CEF 100161 — AGE/CALV. 13/9, AVG. WI/CALV. 103/7
  - CEF 120138 — AGE/CALV. 10/8, AVG. WI/CALV. 103/7, ICP 384
    - BP 090012
    - CEF 080018 — AGE/CALV. 7/4, AVG. WI/CALV. 92/4
- ZEF 130002 — AGE/CALV. 11/9, AVG. WI/CALV. 99/9, ICP 369
  - JJ 090101
    - JJ 050056
    - JJ 040075 — AGE/CALV. 9/6, AVG. WI/CALV. 99/6
  - ZEF 070132 — AGE/CALV. 11/7, AVG. WI/CALV. 98/6, ICP 357

Calving Ease Value	Weaner Calf Value	Fertility Value	Maintenance Value	Cow Value	Growth Value	Carcass Value
128	103	106	100	111	113	121

Calf and Mother			Fertility				Post-Wean Growth			Frame			Carcass		
Birth Dir.	Wean Dir.	Wean Mat.	Scr. Circ.	Heifer Fert.	Cow Fert.	Longev.	Post Wean	ADG	FCR	Mature Weight	Height	Length	EMA	Fat	Mar
135	97	93	96	102	99	116	106	121	117	99	114	113	96	145	110

Wean Index	365D Index	540D Index	ADG Index	FCR Index	Scrotum	LH
98	-	-	105	-	315	1.21

Myostatin	
Q204X	0
NT821	0
F94L	0

REMARKS:

LOGIX EBV Analysis: 2024-06-19

LOT 20 — *MOALOSI BONSMARA*

AG 210549
2021-10-21
SP

Parentage	Sire	Dam
DNA	✔	✔
Genomic		

- GA 170271 HH(c)
  - LAR 100031
    - LAR 060224
    - LAR 070208 — AGE/CALV. 5/3, AVG. WI/CALV. 108/1
  - GA 130300 — AGE/CALV. 10/7, AVG. WI/CALV. 100/3, ICP 461
    - JPL 080023
    - CEG 010056 — AGE/CALV. 17/12, AVG. WI/CALV. 101/10
- AG 120715 — AGE/CALV. 11/8, AVG. WI/CALV. 97/8, ICP 391
  - AG 070742
    - WAT 030085
    - AG 030216 — AGE/CALV. 15/12, AVG. WI/CALV. 106/12
  - AG 070109 — AGE/CALV. 8/5, AVG. WI/CALV. 93/5, ICP 376
    - RCO 000091
    - MCH 020030 — AGE/CALV. 9/5, AVG. WI/CALV. 106/4

Calving Ease Value	Weaner Calf Value	Fertility Value	Maintenance Value	Cow Value	Growth Value	Carcass Value
110	102	86	107	94	95	88

Calf and Mother			Fertility				Post-Wean Growth			Frame			Carcass		
Birth Dir.	Wean Dir.	Wean Mat.	Scr. Circ.	Heifer Fert.	Cow Fert.	Longev.	Post Wean	ADG	FCR	Mature Weight	Height	Length	EMA	Fat	Mar
104	99	92	89	93	83	102	93	94	100	93	102	92	98	91	91

Wean Index	365D Index	540D Index	ADG Index	FCR Index	Scrotum	LH
97	-	-	98	-	333	1.15

Myostatin	
Q204X	Not Tested
NT821	Not Tested
F94L	Not Tested

REMARKS:

LOGIX EBV Analysis: 2024-06-19

LOT 21 — *LAMUS BONSMARA*

ZEF 220041
2022-07-05
SP

Parentage	Sire	Dam
DNA		
Genomic		

- ZEF 190005 HH(c)
  - ZEF 160062 HH(c)
    - VV 120274
    - WAT 130040 — AGE/CALV. 8/6, AVG. WI/CALV. 107/5
  - VV 170030 — AGE/CALV. 7/5, AVG. WI/CALV. 97/5, ICP 379
    - V 120268
    - VV 060425 — AGE/CALV. 12/10, AVG. WI/CALV. 98/10
- ZEF 160055 — AGE/CALV. 8/6, AVG. WI/CALV. 105/6, ICP 370
  - HCO 090103
    - VV 030346
    - HJB 050332 — AGE/CALV. 8/5, AVG. WI/CALV. 97/4
  - ZEF 070216 — AGE/CALV. 9/5, AVG. WI/CALV. 104/4, ICP 379

Calving Ease Value	Weaner Calf Value	Fertility Value	Maintenance Value	Cow Value	Growth Value	Carcass Value
107	105	116	90	115	116	111

Calf and Mother			Fertility				Post-Wean Growth			Frame			Carcass		
Birth Dir.	Wean Dir.	Wean Mat.	Scr. Circ.	Heifer Fert.	Cow Fert.	Longev.	Post Wean	ADG	FCR	Mature Weight	Height	Length	EMA	Fat	Mar
108	102	110	131	103	116	121	105	111	100	109	109	117	92	120	72

Wean Index	365D Index	540D Index	ADG Index	FCR Index	Scrotum	LH
108	-	-	93	-	383	1.25

Myostatin	
Q204X	0
NT821	0
F94L	0

REMARKS:

LOGIX EBV Analysis: 2024-06-19

BULLE

LOT 22 — *LAMUS BONSMARA*

SYF 210529
2021-11-25
SP

Ouerskap	Vaar	Moer
DNS	✔	✔
Genomies		

- SYF 190168 HH(c)
  - LAR 140173 HH(c)
    - LAR 120033
    - LAR 100159 — OUD/KALW. 13/10, GEM. SI/KALW. 106/10
  - SYF 140284 — OUD/KALW. 5/2, GEM. SI/KALW. 98/2, TKP -
    - SYF 120042
    - ADV 070078 — OUD/KALW. 15/10, GEM. SI/KALW. 94/8
- ADV 060030 — OUD/KALW. 18/14, GEM. SI/KALW. 97/14, TKP 370
  - AG 980012
    - TBR 910704
    - AG 950167 — OUD/KALW. 17/12, GEM. SI/KALW. 99/10
  - AG 970208 — OUD/KALW. 15/13, GEM. SI/KALW. 105/12, TKP 379
    - AG 910140
    - AG L 0046 — OUD/KALW. 15/10, GEM. SI/KALW. 100/10

Geboortegemak Waarde	Speenkalf Waarde	Vrugbaarheids-waarde	Onderhouds-waarde	Koeiwaarde	Groei-waarde	Karkas-waarde
100	95	90	99	87	108	97

Kalf en Moeder			Vrugbaarheid				Na-Speen Groei			Raam			Karkas		
Geb. Dir.	Spn. Dir.	Spn. Mat.	Skr. Omtr.	Vers Vrugb.	Koei Vrugb.	Lankl.	Na-Speen	GDT	VOV	Volw. Gewig	Hoogte	Lengte	OSO	Vet	Mar
96	106	75	108	99	81	102	105	96	88	100	74	91	100	94	101

Spn. Indeks	365D Indeks	540D Indeks	GDT Indeks	VOV Indeks	Skrotum	LH
91	-	-	107	-	356	1.27

Miostatien	
Q204X	0
NT821	0
F94L	0

OPMERKINGS:

LOGIX EBV Analise: 2024-06-19

LOT 23 — *LAMUS BONSMARA*

ROM 210233
2021-10-13
SP

Ouerskap	Vaar	Moer
DNS		
Genomies		

- ROM 160070
  - V 090260
    - VV 070012
    - V 020271 — OUD/KALW. 11/10, GEM. SI/KALW. 108/10
  - ROM 130067 — OUD/KALW. 9/8, GEM. SI/KALW. 97/7, TKP 363
    - ROM 070217
    - ROM 070148 — OUD/KALW. 12/8, GEM. SI/KALW. 100/8
- ROM 140158 — OUD/KALW. 9/6, GEM. SI/KALW. 99/6, TKP 362
  - FAM 110116
    - FAM 050078
    - FAM 000037 — OUD/KALW. 13/9, GEM. SI/KALW. 103/9
  - ROM 080257 — OUD/KALW. 11/10, GEM. SI/KALW. 100/10, TKP 367
    - ROM 050048
    - ROM 030050 — OUD/KALW. 8/4, GEM. SI/KALW. 104/4

Geboortegemak Waarde	Speenkalf Waarde	Vrugbaarheids-waarde	Onderhouds-waarde	Koeiwaarde	Groei-waarde	Karkas-waarde
105	96	120	98	109	103	112

Kalf en Moeder			Vrugbaarheid				Na-Speen Groei			Raam			Karkas		
Geb. Dir.	Spn. Dir.	Spn. Mat.	Skr. Omtr.	Vers Vrugb.	Koei Vrugb.	Lankl.	Na-Speen	GDT	VOV	Volw. Gewig	Hoogte	Lengte	OSO	Vet	Mar
104	97	97	93	113	119	106	100	106	103	100	99	104	115	106	102

Spn. Indeks	365D Indeks	540D Indeks	GDT Indeks	VOV Indeks	Skrotum	LH
98	-	-	104	-	308	1.29

Miostatien	
Q204X	0
NT821	0
F94L	0

OPMERKINGS:

LOGIX EBV Analise: 2024-06-19

LOT 24 — *LAMUS BONSMARA*

AG 200331
2020-10-19
SP

Ouerskap	Vaar	Moer
DNS	✔	✔
Genomies		

- CEF 150479
  - CEF 100304 HH(c)
    - CEF 080025
    - CEF 070151 — OUD/KALW. 15/13, GEM. SI/KALW. 101/12
  - CEF 060200 — OUD/KALW. 12/8, GEM. SI/KALW. 110/8, TKP 408
    - CEF 010375
    - CEF 970076 — OUD/KALW. 11/9, GEM. SI/KALW. 100/9
- AG 130567 — OUD/KALW. 9/8, GEM. SI/KALW. 99/8, TKP 358
  - AG 070494
    - WAT 030085
    - AG 020002 — OUD/KALW. 7/5, GEM. SI/KALW. 82/6
  - AG 050652 — OUD/KALW. 14/12, GEM. SI/KALW. 100/11, TKP 368
    - AG 000264
    - AG 990581 — OUD/KALW. 15/7, GEM. SI/KALW. 106/7

Geboortegemak Waarde	Speenkalf Waarde	Vrugbaarheids-waarde	Onderhouds-waarde	Koeiwaarde	Groei-waarde	Karkas-waarde
92	96	94	89	90	121	117

Kalf en Moeder			Vrugbaarheid				Na-Speen Groei			Raam			Karkas		
Geb. Dir.	Spn. Dir.	Spn. Mat.	Skr. Omtr.	Vers Vrugb.	Koei Vrugb.	Lankl.	Na-Speen	GDT	VOV	Volw. Gewig	Hoogte	Lengte	OSO	Vet	Mar
89	103	99	99	99	92	96	105	130	128	111	125	117	109	117	77

Spn. Indeks	365D Indeks	540D Indeks	GDT Indeks	VOV Indeks	Skrotum	LH
95	-	-	117	107	372	1.19

Miostatien	
Q204X	0
NT821	0
F94L	0

OPMERKINGS:

LOGIX EBV Analise: 2024-06-19

Bonsmara SA Cattle Breeders' Society

© Compiled by the South African Stud Book and Livestock Improvement Association
All Pedigree- and Performance Data has been certified as correct

Dier Info				Actual Values						Expected Breeding Values											Indices			Dam		
LOT	Animal ID	Sex	SEC	Birth Wt (kg)	205d Wt (kg)	CCB *Ratio*	CCW *Ratio*	Length Height *Ratio*	Scr. Circ. *(mm)*	Birth Dir (kg)	Birth Mat (kg)	Wean Dir (kg)	Wean Mat (kg)	Post Wean (kg)	Mature Weight. (kg)	ADG (g/d)	FCR (kg:kg)	Scr. Circ. (mm)	Height. (mm)	Length (mm)	Wean	ADG	Scr. Circ.	Avg. Wean Index	Nr. Calves	Repr. Index
			Breed Average							1.07	-0.26	14.9	3.8	24	9	111	-47	13.4	-	18.0						
			Auction Average	37	259	7.38	51.3	1.22	344	1.54	-0.49	18.7	2.2	34	13	158	-58	18.5	3	27	103	106	108	100	6.0	108
1	MDS 210066	M	SP	36	251	7.58	45.4	1.24	328	2.13	-0.69	16.0	0.1	32.5	25.1	161	-48	13.9	-5	26	94	115	101	90	4	103
2	MDS 210048	M	SP	35	279	6.27	56.8	1.15	334	1.15	-1.25	23.8	-3.6	40.1	14.4	155	-60	22.1	22	40	106	102	114	102	4	104
3	WVW 210079	M	SP	44	282	8.8	73.3	1.24	332	3.71	-0.70	33.2	-3.3	50.0	30.2	189	-62	25.7	21	52	124	111	120	98	6	107
4	ZEF 210139	M	SP	44	265	9.24	54.4	-	-	3.15	-0.59	22.8	2.9	41.7	2.2	180	-69	19	2	25	102	-	109	99	7	119
5	ZEF 210050	M	SP	36	262	6.16	51.3	-	-	1.36	0.19	17.7	1.6	28.4	14.0	182	-70	20.9	3	26	104	-	112	94	6	108
6	MDS 210053	M	SP	38	272	7.16	56.3	1.25	336	2.08	-0.58	21.2	1.1	39.3	15.8	172	-65	17.6	-12	18	102	111	107	105	5	101
7	AG 210539	M	SP	38	275	-	49.7	-	-	3.15	-0.33	21.3	4.8	34.1	4.3	125	-77	16.6	-1	14	112	-	105	108	2	94
8	ZEF 180121	M	SP	34	245	7.16	49.4	1.26	364	0.72	-0.72	6.0	3.1	15.9	-8.1	34	-35	7	-33	-14	95	94	89	95	3	112
9	ZEF 210234	M	SP	43	239	8.13	38.1	-	-	2.77	-0.28	11.6	4.4	28.2	2.2	48	-31	11.1	-17	1	90	-	96	99	6	119
10	WVW 210121	M	SP	40	249	8.68	53.7	1.21	343	0.75	-1.44	13.1	-6.9	23.1	29.5	82	-39	15.4	3	15	109	102	103	92	5	114
11	MDS 210056	M	SP	41	292	7.04	55.3	1.20	324	3.98	-0.05	26.2	5.0	44.9	32.6	211	-64	18.6	13	43	109	128	109	106	5	99
12	OB 200144	M	SP	33	256	7.33	51.7	-	339	1.81	-0.49	19.3	10.4	38.7	28.0	180	-47	25.4	18	40	96	-	120	101	4	112
13	ZEF 200113	M	SP	41	242	6.91	40.3	1.22	390	4.09	0.68	31.5	3.4	61.2	38.4	270	-98	41.3	23	55	100	117	146	98	8	114
14	CRV 210400	M	SP	30	232	-	50.6	1.21	335	2.24	-0.37	14.7	1.8	25.7	3.4	133	-38	13.9	5	30	100	105	101	101	5	95
15	MDS 210077	M	B	35	274	8.33	54	1.22	320	0.90	-0.79	13.7	-0.4	26.3	-1.4	169	-65	8.3	-8	18	104	94	92	101	4	97
16	OB 200187	M	SP	39	298	-	52.4	-	351	1.42	0.29	25.0	6.3	41.5	15.5	191	-65	20.9	16	48	116	-	112	109	5	107
17	EB 210009	M	SP	32	309	7.82	64.9	-	-	0.32	-1.05	20.8	6.0	33.4	-8.7	120	-55	26.9	-3	29	126	-	122	111	3	111
18	CEF 160402	M	SP	35	234	7.73	40.5	1.21	378	-1.29	0.60	18.4	2.2	41.2	14.5	236	-70	31.6	2	31	107	106	130	103	8	110
19	ZEF 220014	M	SP	28	241	5.09	55.1	1.21	315	-2.75	-0.44	13.7	1.8	33.7	7.8	212	-75	10.7	11	33	98	105	96	99	9	115
20	AG 210549	M	SP	34	243	-	52.6	1.15	333	0.66	-1.61	14.5	1.4	23.3	0.9	81	-48	6.5	2	9	97	98	89	97	8	109
21	ZEF 220041	M	SP	35	271	5.81	42.7	1.25	383	0.15	0.02	15.8	6.7	31.5	18.8	165	-47	32.4	7	37	108	93	131	105	6	119
22	SYF 210529	M	SP	35	219	-	40.1	1.27	356	1.53	-1.01	17.8	-3.3	31.6	9.6	93	-29	18	-20	8	91	107	108	97	14	107
23	ROM 210233	M	SP	38	257	7.52	55.4	1.29	308	0.66	-0.54	13.6	3.0	27.7	9.7	138	-52	8.9	-1	23	98	104	93	99	6	105
24	AG 200331	M	SP	35	238	-	46.2	1.19	372	2.24	-0.70	16.2	3.5	30.9	21.8	256	-94	12.5	20	37	95	117	99	99	8	119

© Compiled by the South African Stud Book and Livestock Improvement Association
All Pedigree- and Performance Data has been certified as correct

EXPLANATION OF CATALOGUE ABBREVIATIONS		VERDUIDELIKING VAN KATALOGUS AFKORTINGS	
Lot Number	LOT	LOT	Lot Nommer
Estimated breeding value	EBV	EBV	Beraamde teelwaarde
Parentage verification	Parentage	Ouerskap	Ouerskap verifikasie
Age in years / Number of calvings	AGE. / CALV.	OUD. / KALF.	Ouderdom in jaar / Aantal kalwings
Average Wean index / Number of calves weaned	Ave WI / CALV.	GEM SI / KALF.	Gemiddelde speen indeks / Aantal kalwers gespeen
Animal identification number	ID	ID	Dier se identifikasie nommer
Herd Book Section	SEC	AFD	Kuddeboek Afdeling
Herd Book Section: Pending Registration	PEN	PEN	Kuddeboek Afdeling: Wag vir Registrasie
Herd Book Section: Not for Registration	NFR	NFR	Kuddeboek Afdeling: Nie vir Registrasie
Herd Book Section: Foundation Generation	FO	FO	Kuddeboek Afdeling: Fondasie Generasie
Herd Book Section: Appendix A	A	A	Kuddeboek Afdeling: Aanhangsel A
Herd Book Section: Appendix B	B	B	Kuddeboek Afdeling: Aanhangsel B
Herd Book Section: Studbook Proper, a registered animal	SP	SP	Kuddeboek Afdeling: Studbook Proper, 'n geregistreerde dier
Genomically Tested	GT	GT	Genomies Getoets
Homozygous Horned (Celtic test)	HH(c)	HH(c)	Homosigoties horings (Celtic toets)
Homozygous Polled (Celtic test)	PP(c)	PP(c)	Homosigotiets Poena (Celtic toets)
Heterozygous Polled (Celtic test)	Pp(c)	Pp(c)	Heterosigoties Poena (Celtic toets)
Phenotypically Polled	P	P	Fenotipies Poena
Intercalving Period	ICP	TKP	Tussen-Kalf Periode
Birth Direct breeding value	Birth Dir.	Geb. Dir	Geboorte Direk teelwaarde
Wean Direct breeding value	Wean Dir.	Spn. Dir.	Speen Direk teelwaarde
Wean Maternal breeding value	Wean Mat.	SPn. Mat.	Speen Maternaal teelwaarde
Scrotal Circumference	Scr. Circ.	Skr. Omt.	Skrotum omtrek
Heifer Fertility	Heifer Fert.	Vers Vrugb.	Vers Vrugbaarheid
Cow Fertility	Cow Fert.	Koei Vrugb.	Koei Vrugbaarheid
Longevity	Longev.	Lankl.	Lanklewendheid
Mature Weight	Mat. Wt.	Volw. Gewig	Volwasse gewig
Average Daily Gain (g/day)	ADG	GDT	Gemiddelde Daaglikse Toename
Feed Conversion Ratio (kg:kg)	FCR	VOV	Voeromset Verhouding
Eye Muscle Area	EMA	OSO	Oogspier grootte
Backfat Thickness	Fat	Vet	Rugvet Diepte
Marbeling (intra-muscular fat)	Mar	Mar	Marmering (binne-spierse vet)
365-day weight index	365D Index	365D Indeks	365-dae gewig indeks
540-day weight index	540D Index	540D Indeks	540-dae gewig indeks
Length-Height ratio	LH	LH	Lengte-Hoogte Verhouding
Actual Birth weight	Birth Wt.	Geb. gewig	Werklike Geboorte gewig
205-day Dam-age corrected weight	205d Wt.	205d gewig	205-dag Moeder-ouderdom gekorrigeerde gewig
Cow-Calf Birth Ratio	CCG	KKG	Koei-Kalf Geboorte Verhouding
Cow-Calf Wean Ratio	CCW	KKS	Koei-Kalf Speen Verhouding
Average Weaning Index	Avg. Wean Index	Gem. Spn. Indeks	Gemiddelde speen indeks
Number of Calves	Nr. Calves	Aant. Kalw.	Aantal kalwers
Reproduction Index	Repr. Index	Repr. Indeks	Reproduksie indeks
Animal sex: M - Male, F - Female	M / F	M / V	Dier geslag: M - Manlik, V - Vroulik