AMPTELIKE VEILINGSKATALOGUS VIR / OFFICIAL AUCTION CATALOGUE FOR

VOORSPOED BONSMARA GROEP

Veilingsdatum / Auction Date:
28 April 2022

Data soos op / Data as on:
22 March 2022

BONSMARA SA

SA STAMBOEK STUD BOOK

SALES UNDER AUSPICES OF BONSMARA SA

Bonsmara stud breeding is subject to the stipulations of the Livestock Improvement Act and conforms to the standards of Bonsmara SA. The Society therefore has the right to implement certain controls to ensure the accuracy of information regarding Parentage, Performance and Estimated Breeding Values.

Information regarding Parentage, Performance and Estimated Breeding Values of animals, as supplied by the breeder, have been verified and compared to the official database of LOGIX BEEF. Bonsmara SA therefore, confirms the accuracy of such information.

To the knowledge of the Society these controls have been carried out accurately. However, the Society does not take any responsibility for incorrect information through printing errors or incorrect information provided by the breeder.

Animals on such sales have been visually screened by Inspectors of Bonsmara SA and comply with the Bonsmara Minimum Breed Standards as stipulated by the Society.

The Society DOES NOT have any control over:

- Immunization and health status of animals
- Pregnancy status of cows and heifers
- Suitability of a bull for breeding
- Fertility status as well as venereal diseases and
- Commercial animals

Since the above is not classified as information regarding Parentage, Performance and Estimated Breeding Values, it DOES NOT fall within the jurisdiction of the meaning "Under the Auspices of Bonsmara SA".

VEILINGS ONDER BESKERMING VAN BONSMARA SA

Bonsmara stoetteling wat onderhewig is aan die bepalings van die Veeverbeteringswet, vind plaas onder die vaandel van Bonsmara SA. Daarom behou die Genootskap hom die reg voor om kontroles volgens bepaalde prosedures uit te oefen ten opsigte van Ouerskap inligting, Prestasiedata en Beraamde Teelwaardes.

Ouerskap inligting, Prestasiedata en Beraamde Teelwaardes soos deur die teler voorsien vir die doel van hierdie katalogus, is gekontroleer en vergelyk met die amptelike databasis soos gehou deur LOGIX BEEF. Bonsmara SA bevestig dus die korrektheid van sodanige inligting.

Alhoewel die kontroles na die beste wete van die Genootskap gedoen is, kan die Genootskap egter nie verantwoordelik gehou word vir foutiewe inligting as gevolg van drukkersfoute of verkeerde inligting deur die telers verskaf nie.

Diere wat op hierdie veilings aangebied word, is onderwerp aan 'n proses van visuele inspeksie deur Keurders van Bonsmara SA en voldoen aan die Bonsmara Minimum Rasstandaarde soos bepaal deur die Genootskap.

Die Genootskap het egter GEEN beheer oor:

- Immunisering en gesondheidstatus van diere
- Dragtigheidstatus van koeie en verse
- Teelgeskiktheid van bulle
- Vrugbaarheidstatus, asook geslagsiektes en
- Kommersiële diere nie.

Aangesien bogenoemde nie val onder die bedoeling met Ouerskap inligting, Prestasiedata en Beraamde Teelwaardes nie, sorteer dit NIE onder die jurisdiksie van die bedoeling "Onder beskerming van Bonsmara SA" nie.

ANIMAL AND PEDIGREE INFORMATION

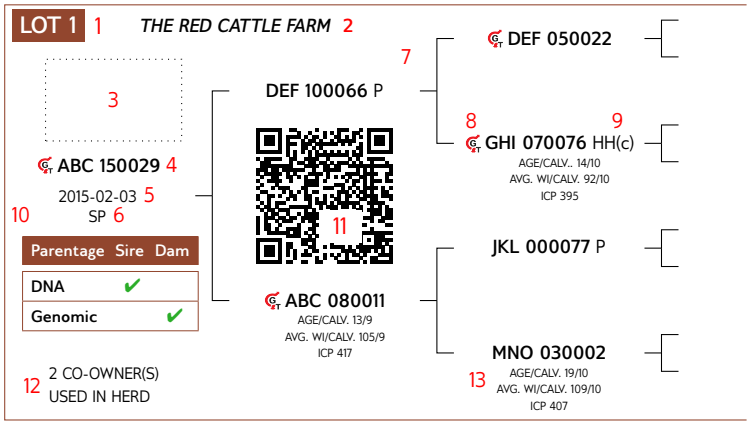

1. Lot Number
2. Owner of the animal
3. Herd's logo (if available)
4. Animal Identification Number
5. Birth date
6. Herd book section - NFR / PEN / F0 / A / B / SP
7. Four (4) generation pedigree
8. Genomic testing - it is indicated with the **GT** logo
9. Polled Status - the status will only be printed for animals that have been tested
10. Parentage Verification - a green tick (✔) indicates that the sire and/or dam has been verified via either microsatellite (DNA), or Genomic testing
11. QR Code - This code can be scanned with a smart device. It redirects to the animal's information on **www.SABeefBulls.com** where all information for the animal is available.
12. Number of owners/co-owners/users/semen-users - if more than 1 user
13. Dam information
    - Age and Number of Calvings
    - Average Wean Index and Number of Calves Weaned
    - Intercalving Period

MYOSTATIN STATUS

The animal's status, if tested for myostatin variants, is indicated as follows:

- Not Tested
- 0 - Normal
- 1 - Heterozygous / Carrier of Double-Muscling gene
- 2 - Homozygous / Double-Muscled

LOGIX SELECTION VALUES

Calving Ease Value	Weaner Calf Value	Fertility Value	Maintenance Value	Cow Value	Growth Value	Carcass Value
109	98	111	99	101	98	103
1	2	3	4	5	6	7



5 LOGIX Cow Value

Selection of:

- Fertile cows,
- with low maintenance,
- that calf easily,
- and wean heavy calves

1 Calving Ease Value	EBVs Birth Direct & Maternal
Calf Growth Value	EBV Wean Direct
3 Fertility Value	EBVs Cow & Heifer Fertility, EBV Longevity
Milk Value	EBV Wean Maternal
4 Maintenance Value	EBVs Mature weight & Milk



2 LOGIX Weaner Calf Value

Selection of:

- Heavier weaning weights,
- with more milk,
- but restricted birth weight

7 LOGIX Carcass Value

Selection for higher meat yield on carcass



6 LOGIX Growth Value

Selection of efficient growers on veld & in the feedlot

INTERPRETATION OF BREEDING VALUE INDICES

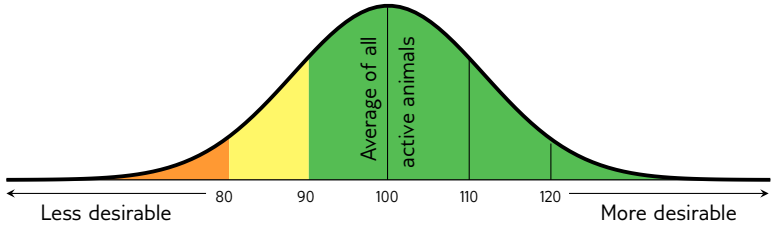

Average between 90 and 110

(Acceptable between 80 and 120)

EXPLANATION OF BREEDING VALUES AND SELECTION VALUES

		Traits		Description/Measurement	Goal	General Guidelines						
							<80	<90	90-110	>110	>120	
Selection Values	5	**Cow Value**	CV	Combination of Calving Ease, Calf Growth, Milk, Maintenance and Fertility Values (Rand-Value)	Profitable Cow	Loss						Profit
	1	**Calving Ease Value**	CEV	Risk for calving problems (calf too heavy) vs calf too small	Average birth weight	High						Low
		Calf Growth Value	CGrV	Calf's genetic ability for pre-weaning growth	Heavy weaner calf	Light						Heavy
		Milk Value	MlkV	Cow's genetic mothering and milking ability	Enough milk for the calf	Less						More
	4	**Maintenance Value**	MntV	Maintenance requirements of cow (cow weight and milk)	Low cow maintenance	High					*	Low
	3	**Fertility Value**	FertV	Fertility and retention of cows and heifers	Fertile cows	Low						High
	2	**Weaner Calf Value**	WnCV	Combination of calf's weight and cow's milk	Heavy weaner calves	Light						Heavy
	6	**Growth Value**	GV	Efficient growth on veld and in feedlot (Rand-value)	Profitable growth	Loss						Profit
	7	**Carcass Value**	VarcV	Meat on carcass (Weight and RTU EBVs)	More meat on the carcass	Less						More
		Production Value	PV	Combination of Cow- and Growth values (Rand-value)	Profitable animals	Loss						Profit
Cow & Heifer	8	**Birth Weight Direct**	BD	Birth weight (Calf's genetic ability)	Average birth weight	Heavy						Light
		Birth Weight Maternal	BM	Birth weight (Cow's genetic ability)	Easy calving	Heavy						Light
	9	**Weaning Weight Direct**	WD	Weaning weight (Calf's genetic ability)	Heavy weaner calves	Light						Heavy
	10	**Weaning Weight Maternal**	WM	Weaning weight (Cow's genetic ability)	Good mothers	Poor						Good
	18	**Mature Cow Weight**	MW	Cow weight at weaning of first three calves	Average mature cow weight	Light				*	*	Heavy
		Cow-Calf Birth	CCB	EBV Birth Direct / EBV Mature Cow weight	Average	Low						High
		Cow-Calf Wean	CCW	EBV Wean Direct / EBV Mature Cow weight	High calf-cow ratio	Low						High
Fertility	12	**Heifer Fertility**	HF	Age at first calving	Fertile heifers	Less						More
	13	**Cow Fertility**	CF.E	First 3 inter-calving periods (ICPs)	Fertile cows	Less						More
	11	**Scrotal Circumference**	SC	Scrotal circumference as measured during the growth test	Fertile bulls	Less						More
	14	**Longevity**	LG	Retention of progeny	Acceptable progeny	Poor						Good
Growth & Frame	15	**Post-Wean Weight**	PWn	12- and 18 month weights	Good post-wean growth	Low					*	High
	16	**Average Daily Gain**	ADG	Average daily gain	Good growth	Poor						Good
	17	**Feed Conversion Ratio**	FCR	100g feed intake / g weight gain	Feed efficiency	Poor						Good
		Final Test Weight	FW	Final weight in the growth test	Heavy carcass	Light					*	Heavy
	19	**Height**	H	Shoulder / Hip height in growth test	Average height	Short						Tall
	20	**Length**	L	Length in growth test	Longer for more muscle	Short						Long
	24	**Length-Height Ratio**	LH	EBV Length / EBV Height	Longer rather than tall	<1						>1
Carcass	21	**Eye Muscle Area**	EMA	RTU measured eye muscle area	Bigger steaks	Small						Big
	22	**Fat Thickness**	Fat	RTU measured P8 backfat thickness	Carcass quality	Thin						Thick
	23	**Marbling**	Mar	RTU measured % of intra-muscular fat	Juicy meat	Low						High
		Dressing Percentage	D%	Carcass weight / Live weight	High dressing percentage	Low						High

* Determined by own selection goal

GENETIC VALUES - BUILDING BLOCKS

Calf and Mother			Fertility				Post-Wean Growth			Frame			Carcass		
Birth Dir.	Wean Dir.	Wean Mat.	Scrot. Circ.	Heifer Fert.	Cow Fert.	Longev.	Post Wean	ADG	FCR	Mature Weight	Height	Length	EMA	Fat	Mar
99	99	90	97	75	92	85	100	94	93	92	123	110	104	100	79
8	9	10	11	12	13	14	15	16	17	18	19	20	21	22	23

The Logix Selection Values are compiled of specific genetic building blocks, as indicated in the selection value descriptions on the previous page. These genetic building blocks are indicated in the catalogue by their Breeding Value Indices.

PHENOTYPIC VALUES

Wean Index	365D Index	540D Index	ADG Index	FCR Index	Scrotum	LH
109	104	105	122	117	327	1.22
			16	17	11	24

- Wean, 365D, 504D, ADG and FCR Indices - phenotypic index obtained within the animal's contemporary group
- Scrotum - adjusted scrotal circumference, in mm, as measured during the growth test
- Length-Height Ratio (LH) - the animal's length / height ratio as measured during the growth test

BULLS

LOT 1 — *SKATKIS BONSMARAS*

CRV 190400
2019-12-08
SP

Parentage	Sire	Dam
DNA		
Genomic		

- **OPT 160182**
  - **WAT 130106**
    - **WAT 110087**
    - **WAT 110029** AGE/CALV. 11/9 AVG. WI/CALV. 114/8
  - **LMR 070191** AGE/CALV. 11/7 AVG. WI/CALV. 100/7 ICP 438
    - **BG 010028**
    - **LMR 030114** AGE/CALV. 9/5 AVG. WI/CALV. 101/5
- **AG 170066** AGE/CALV. 5/3 AVG. WI/CALV. 95/2 ICP 360
  - **AG 110192**
    - **VV 070012**
    - **AG 030031** AGE/CALV. 19/8 AVG. WI/CALV. 99/8
  - **AG 070409** AGE/CALV. 14/11 AVG. WI/CALV. 93/10 ICP 390
    - **LAR 010176**
    - **AG 020180** AGE/CALV. 10/8 AVG. WI/CALV. 102/7

Calving Ease Value	Weaner Calf Value	Fertility Value	Maintenance Value	Cow Value	Growth Value	Carcass Value
102	94	117	103	106	93	90

Calf and Mother			Fertility				Post-Wean Growth			Frame			Carcass		
Birth Dir.	Wean Dir.	Wean Mat.	Scr. Circ.	Heifer Fert.	Cow Fert.	Longev.	Post Wean	ADG	FCR	Mature Weight	Height	Length	EMA	Fat	Mar
102	100	86	118	123	100	105	96	90	89	96	92	97	93	88	108

Wean Index	365D Index	540D Index	ADG Index	FCR Index	Scrotum	LH
97	-	-	99	-	348	1.19

EBV Analysis: 2022-03-18

Myostatin	
Q204X	Not Tested
NT821	Not Tested
F94L	Not Tested

REMARKS:

LOT 2 — *SKATKIS BONSMARAS*

CRV 190317
2019-11-02
SP

Parentage	Sire	Dam
DNA		
Genomic		

- **CRV 090338**
  - **HJL 040244**
    - **JJF 000004**
    - **HJL 980028** AGE/CALV. 10/5 AVG. WI/CALV. 124/5
  - **HJB 040134** AGE/CALV. 14/11 AVG. WI/CALV. 95/9 ICP 407
    - **AG 980338**
    - **LA 940087** AGE/CALV. 11/8 AVG. WI/CALV. 99/6
- **CRV 150236** AGE/CALV. 6/4 AVG. WI/CALV. 110/3 ICP 384
  - **CRV 110394**
    - **WBB 060002**
    - **VBB 070161** AGE/CALV. 10/5 AVG. WI/CALV. 109/5
  - **CRV 120386** AGE/CALV. 9/7 AVG. WI/CALV. 96/6 ICP 408
    - **VBB 060015**
    - **EZ 080312** AGE/CALV. 8/4 AVG. WI/CALV. 100/4

Calving Ease Value	Weaner Calf Value	Fertility Value	Maintenance Value	Cow Value	Growth Value	Carcass Value
101	126	67	96	100	112	115

Calf and Mother			Fertility				Post-Wean Growth			Frame			Carcass		
Birth Dir.	Wean Dir.	Wean Mat.	Scr. Circ.	Heifer Fert.	Cow Fert.	Longev.	Post Wean	ADG	FCR	Mature Weight	Height	Length	EMA	Fat	Mar
100	112	126	102	69	76	104	110	112	112	100	98	107	107	103	59

Wean Index	365D Index	540D Index	ADG Index	FCR Index	Scrotum	LH
116	-	-	103	-	311	1.25

EBV Analysis: 2022-03-18

Myostatin	
Q204X	0
NT821	0
F94L	0

REMARKS:

LOT 3 — *SKATKIS BONSMARAS*

CRV 190373
2019-11-30
SP

Parentage	Sire	Dam
DNA		
Genomic		

- **CRV 110235**
  - **BHE 030083**
    - **RCO 980037**
    - **BHE 990076** AGE/CALV. 18/13 AVG. WI/CALV. 100/11
  - **BPJ 070061** AGE/CALV. 4/2 AVG. WI/CALV. 101/2 ICP 380
    - **FCT 000065**
    - **HJB 990271** AGE/CALV. 11/9 AVG. WI/CALV. 102/8
- **AG 100074** AGE/CALV. 12/9 AVG. WI/CALV. 100/7 ICP 409
  - **AG 060013**
    - **AG 010245**
    - **AG 970232** AGE/CALV. 14/12 AVG. WI/CALV. 97/11
  - **AG 010108** AGE/CALV. 8/6 AVG. WI/CALV. 107/6 ICP 462
    - **EI 940339**
    - **AG 980174** AGE/CALV. 8/4 AVG. WI/CALV. 107/4

Calving Ease Value	Weaner Calf Value	Fertility Value	Maintenance Value	Cow Value	Growth Value	Carcass Value
98	104	94	104	99	102	97

Calf and Mother			Fertility				Post-Wean Growth			Frame			Carcass		
Birth Dir.	Wean Dir.	Wean Mat.	Scr. Circ.	Heifer Fert.	Cow Fert.	Longev.	Post Wean	ADG	FCR	Mature Weight	Height	Length	EMA	Fat	Mar
95	102	101	111	102	80	112	94	96	97	94	95	101	106	106	111

Wean Index	365D Index	540D Index	ADG Index	FCR Index	Scrotum	LH
90	-	-	100	-	343	1.23

EBV Analysis: 2022-03-18

Myostatin	
Q204X	0
NT821	0
F94L	0

REMARKS:

BULLE

LOT 4 — *SKATKIS BONSMARAS*

CRV 190358
2019-11-24
SP

Ouerskap	Vaar	Moer
DNS		
Genomies		

- CRV 110235
  - BHE 030083
    - RCO 980037
    - BHE 990076 — OUD/KALW. 18/13 — GEM. SI/KALW. 100/11
  - BPJ 070061 — OUD/KALW. 4/2 — GEM. SI/KALW. 101/2 — TKP 380
    - FCT 000065
    - HJB 990271 — OUD/KALW. 11/9 — GEM. SI/KALW. 102/8
- CRV 130436 — OUD/KALW. 8/6 — GEM. SI/KALW. 98/5 — TKP 396
  - KAN 090028
    - KAN 060108
    - KAN 060059 — OUD/KALW. 7/3 — GEM. SI/KALW. 97/3
  - CRV 110100 — OUD/KALW. 10/8 — GEM. SI/KALW. 108/7 — TKP 417
    - MMJ 050098
    - VBB 060142 — OUD/KALW. 7/4 — GEM. SI/KALW. 105/3

Geboortegemak Waarde	Speenkalf Waarde	Vrugbaarheids-waarde	Onderhouds-waarde	Koeiwaarde	Groei-waarde	Karkas-waarde
97	109	106	106	111	103	103

Kalf en Moeder			Vrugbaarheid				Na-Speen Groei			Raam			Karkas		
Geb. Dir.	Spn. Dir.	Spn. Mat.	Skr. Omtr.	Vers Vrugb.	Koei Vrugb.	Lankl.	Na-Speen	GDT	VOV	Volw. Gewig	Hoogte	Lengte	OSO	Vet	Mar
95	104	107	116	103	94	120	92	96	97	93	96	100	89	127	106

Spn. Indeks	365D Indeks	540D Indeks	GDT Indeks	VOV Indeks	Skrotum	LH
105	-	-	100	-	352	1.22

EBV Analiese: 2022-03-18

Miostatien	
Q204X	0
NT821	0
F94L	0

OPMERKINGS:

LOT 5 — *SKATKIS BONSMARAS*

CRV 190388
2019-12-06
SP

Ouerskap	Vaar	Moer
DNS		
Genomies		

- CRV 110235
  - BHE 030083
    - RCO 980037
    - BHE 990076 — OUD/KALW. 18/13 — GEM. SI/KALW. 100/11
  - BPJ 070061 — OUD/KALW. 4/2 — GEM. SI/KALW. 101/2 — TKP 380
    - FCT 000065
    - HJB 990271 — OUD/KALW. 11/9 — GEM. SI/KALW. 102/8
- GSG 100077 — OUD/KALW. 11/9 — GEM. SI/KALW. 106/8 — TKP 408
  - HDE 020097
    - DV 980393
    - HDE 950110 — OUD/KALW. 14/11 — GEM. SI/KALW. 94/10
  - JHO 020061 — OUD/KALW. 15/11 — GEM. SI/KALW. 103/10 — TKP 389
    - JHO 980123
    - JHO 990010 — OUD/KALW. 10/3 — GEM. SI/KALW. 103/3

Geboortegemak Waarde	Speenkalf Waarde	Vrugbaarheids-waarde	Onderhouds-waarde	Koeiwaarde	Groei-waarde	Karkas-waarde
97	115	93	91	107	114	119

Kalf en Moeder			Vrugbaarheid				Na-Speen Groei			Raam			Karkas		
Geb. Dir.	Spn. Dir.	Spn. Mat.	Skr. Omtr.	Vers Vrugb.	Koei Vrugb.	Lankl.	Na-Speen	GDT	VOV	Volw. Gewig	Hoogte	Lengte	OSO	Vet	Mar
98	109	119	132	87	92	118	110	114	107	107	111	122	114	118	106

Spn. Indeks	365D Indeks	540D Indeks	GDT Indeks	VOV Indeks	Skrotum	LH
112	-	-	103	-	387	1.31

EBV Analiese: 2022-03-18

Miostatien	
Q204X	Nie Getoets
NT821	Nie Getoets
F94L	Nie Getoets

OPMERKINGS:

LOT 6 — *SKATKIS BONSMARAS*

CRV 190186
2019-06-14
SP

Ouerskap	Vaar	Moer
DNS		
Genomies		

- MBT 110237 HH(c)
  - FCT 050127
    - CSW 010022
    - FCT 010064 — OUD/KALW. 11/9 — GEM. SI/KALW. 103/10
  - CEG 020145 — OUD/KALW. 9/7 — GEM. SI/KALW. 100/8 — TKP 389
    - CEG 990035
    - CEG 000021 — OUD/KALW. 12/8 — GEM. SI/KALW. 102/8
- CRV 140104 — OUD/KALW. 7/4 — GEM. SI/KALW. 115/3 — TKP 495
  - BPJ 100075
    - BHE 030103
    - BHE 040025 — OUD/KALW. 16/11 — GEM. SI/KALW. 107/10
  - CRV 110822 — OUD/KALW. 10/7 — GEM. SI/KALW. 101/6 — TKP 408
    - MULTIPLE SIRES
    - CRV 090077 — OUD/KALW. 5/2 — GEM. SI/KALW. 114/1

Geboortegemak Waarde	Speenkalf Waarde	Vrugbaarheids-waarde	Onderhouds-waarde	Koeiwaarde	Groei-waarde	Karkas-waarde
92	121	104	81	113	130	137

Kalf en Moeder			Vrugbaarheid				Na-Speen Groei			Raam			Karkas		
Geb. Dir.	Spn. Dir.	Spn. Mat.	Skr. Omtr.	Vers Vrugb.	Koei Vrugb.	Lankl.	Na-Speen	GDT	VOV	Volw. Gewig	Hoogte	Lengte	OSO	Vet	Mar
91	124	105	119	92	112	108	132	136	118	122	128	130	128	96	149

Spn. Indeks	365D Indeks	540D Indeks	GDT Indeks	VOV Indeks	Skrotum	LH
126	-	-	128	-	316	1.20

EBV Analiese: 2022-03-18

Miostatien	
Q204X	Nie Getoets
NT821	Nie Getoets
F94L	Nie Getoets

OPMERKINGS:

BULLS

LOT 7 — *SKATKIS BONSMARAS*

CRV 180301
2018-09-29
SP

Parentage	Sire	Dam
DNA ✔		
Genomic		

- **AG 120022**
  - **AG 060160**
    - **AG 010258**
    - **AG 010105** AGE/CALV. 15/13 AVG. WI/CALV. 96/14
  - **HTC 020007** AGE/CALV. 12/9 AVG. WI/CALV. 101/8 ICP 436
    - **AG 970005**
    - **HTC 990039** AGE/CALV. 15/10 AVG. WI/CALV. 101/10
- **CRV 130056** AGE/CALV. 9/5 AVG. WI/CALV. 101/4 ICP 492
  - **BPJ 090003**
    - **FCT 000065**
    - **BHE 050020** AGE/CALV. 7/3 AVG. WI/CALV. 98/3
  - **CRV 100189** AGE/CALV. 7/3 AVG. WI/CALV. 103/3 ICP 541
    - **WBB 060002**
    - **HOT 020147** AGE/CALV. 14/11 AVG. WI/CALV. 104/12

Calving Ease Value	Weaner Calf Value	Fertility Value	Maintenance Value	Cow Value	Growth Value	Carcass Value
78	121	86	89	101	128	129

Calf and Mother			Fertility				Post-Wean Growth			Frame			Carcass		
Birth Dir.	Wean Dir.	Wean Mat.	Scr. Circ.	Heifer Fert.	Cow Fert.	Longev.	Post Wean	ADG	FCR	Mature Weight	Height	Length	EMA	Fat	Mar
77	126	106	123	90	86	102	123	128	113	110	109	120	120	92	149

Wean Index	365D Index	540D Index	ADG Index	FCR Index	Scrotum	LH
111	-	-	121	-	364	1.28

EBV Analysis: 2022-03-18

Myostatin	
Q204X	Not Tested
NT821	Not Tested
F94L	Not Tested

REMARKS:

LOT 8 — *SKATKIS BONSMARAS*

CRV 190422
2019-12-18
SP

Parentage	Sire	Dam
DNA		
Genomic		

- **JL 110589**
  - **SB 070091**
    - **AG 980338**
    - **AG 930063** AGE/CALV. 19/14 AVG. WI/CALV. 104/13
  - **JL 090023** AGE/CALV. 13/10 AVG. WI/CALV. 99/7 ICP 413
    - **BHE 030083**
    - **AG 950146** AGE/CALV. 16/12 AVG. WI/CALV. 105/11
- **CRV 150322** AGE/CALV. 6/4 AVG. WI/CALV. 105/3 ICP 441
  - **CRV 110288**
    - **BPJ 080012**
    - **BPJ 080037** AGE/CALV. 13/9 AVG. WI/CALV. 107/9
  - **CRV 110397** AGE/CALV. 6/4 AVG. WI/CALV. 101/3 ICP 476
    - **JMP 040076**
    - **EI 020141** AGE/CALV. 15/11 AVG. WI/CALV. 107/9

Calving Ease Value	Weaner Calf Value	Fertility Value	Maintenance Value	Cow Value	Growth Value	Carcass Value
87	102	99	91	98	101	110

Calf and Mother			Fertility				Post-Wean Growth			Frame			Carcass		
Birth Dir.	Wean Dir.	Wean Mat.	Scr. Circ.	Heifer Fert.	Cow Fert.	Longev.	Post Wean	ADG	FCR	Mature Weight	Height	Length	EMA	Fat	Mar
88	109	103	110	103	92	105	107	103	101	108	113	115	133	76	90

Wean Index	365D Index	540D Index	ADG Index	FCR Index	Scrotum	LH
107	-	-	93	-	320	1.23

EBV Analysis: 2022-03-18

Myostatin	
Q204X	Not Tested
NT821	Not Tested
F94L	Not Tested

REMARKS:

LOT 9 — *SKATKIS BONSMARAS*

CRV 190260
2019-10-08
SP

Parentage	Sire	Dam
DNA		
Genomic		

- **AG 100179**
  - **AG 070230**
    - **AG 010289**
    - **AG 050288** AGE/CALV. 12/8 AVG. WI/CALV. 93/8
  - **AG 080312** AGE/CALV. 13/12 AVG. WI/CALV. 105/11 ICP 368
    - **LAR 030398**
    - **AG 020188** AGE/CALV. 15/11 AVG. WI/CALV. 96/11
- **CRV 130338** AGE/CALV. 8/5 AVG. WI/CALV. 103/5 ICP 409
  - **HCO 100157**
    - **HCO 080077**
    - **HCO 080042** AGE/CALV. 7/6 AVG. WI/CALV. 97/4
  - **KAN 080122** AGE/CALV. 8/6 AVG. WI/CALV. 100/6 ICP 383
    - **BG 000093**
    - **KAN 020042** AGE/CALV. 9/7 AVG. WI/CALV. 96/7

Calving Ease Value	Weaner Calf Value	Fertility Value	Maintenance Value	Cow Value	Growth Value	Carcass Value
88	112	100	92	106	117	109

Calf and Mother			Fertility				Post-Wean Growth			Frame			Carcass		
Birth Dir.	Wean Dir.	Wean Mat.	Scr. Circ.	Heifer Fert.	Cow Fert.	Longev.	Post Wean	ADG	FCR	Mature Weight	Height	Length	EMA	Fat	Mar
87	115	105	112	101	91	113	120	119	117	107	126	115	120	93	73

Wean Index	365D Index	540D Index	ADG Index	FCR Index	Scrotum	LH
98	-	-	110	-	345	1.19

EBV Analysis: 2022-03-18

Myostatin	
Q204X	0
NT821	0
F94L	0

REMARKS:

BULLE

LOT 10 — *SKATKIS BONSMARAS*

PIK 190118
2019-08-29
SP

Ouerskap	Vaar	Moer
DNS ✔		
Genomies		

- FCT 110049
  - WAT 070039
    - WAT 030025
    - WAT 040135 — OUD/KALW. 15/12, GEM. SI/KALW. 96/10
  - FCT 030132 — OUD/KALW. 11/9, GEM. SI/KALW. 96/9, TKP 406
    - FCT 000108
    - FCT 970004 — OUD/KALW. 12/8, GEM. SI/KALW. 103/8
- CRV 140026 — OUD/KALW. 7/5, GEM. SI/KALW. 100/4, TKP 378
  - NFS 080168
    - RGR 030116
    - T 030095 — OUD/KALW. 7/4, GEM. SI/KALW. 100/4
  - BHE 030117 — OUD/KALW. 15/12, GEM. SI/KALW. 98/11, TKP 422
    - RCO 980037
    - BHE 950093 — OUD/KALW. 10/8, GEM. SI/KALW. 110/7

Geboortegemak Waarde	Speenkalf Waarde	Vrugbaarheids-waarde	Onderhouds-waarde	Koeiwaarde	Groei-waarde	Karkas-waarde
93	79	91	96	75	98	93

Kalf en Moeder			Vrugbaarheid				Na-Speen Groei			Raam			Karkas		
Geb. Dir.	Spn. Dir.	Spn. Mat.	Skr. Omtr.	Vers Vrugb.	Koei Vrugb.	Lankl.	Na-Speen	GDT	VOV	Volw. Gewig	Hoogte	Lengte	OSO	Vet	Mar
91	99	69	94	95	92	95	95	97	96	104	106	100	95	75	108

Spn. Indeks	365D Indeks	540D Indeks	GDT Indeks	VOV Indeks	Skrotum	LH
97	-	-	103	-	330	1.25

EBV Analiese: 2022-03-18

Miostatien	
Q204X	0
NT821	0
F94L	0

OPMERKINGS:

LOT 11 — *SKATKIS BONSMARAS*

CRV 190288
2019-10-21
SP

Ouerskap	Vaar	Moer
DNS		
Genomies		

- CRV 160112 HH(c)
  - CRV 100095
    - DBT 030036
    - HJB 040150 — OUD/KALW. 8/6, GEM. SI/KALW. 96/6
  - CRV 120464 — OUD/KALW. 9/7, GEM. SI/KALW. 110/6, TKP 401
    - BPJ 080013
    - CRV 100113 — OUD/KALW. 11/8, GEM. SI/KALW. 100/7
- ADV 100281 — OUD/KALW. 11/9, GEM. SI/KALW. 101/8, TKP 389
  - SYF 070144
    - AG 020251
    - SYF 000078 — OUD/KALW. 15/12, GEM. SI/KALW. 96/10
  - ADV 050030 — OUD/KALW. 15/12, GEM. SI/KALW. 105/12, TKP 401
    - LAR 000265
    - AG 000305 — OUD/KALW. 13/11, GEM. SI/KALW. 100/10

Geboortegemak Waarde	Speenkalf Waarde	Vrugbaarheids-waarde	Onderhouds-waarde	Koeiwaarde	Groei-waarde	Karkas-waarde
78	111	101	81	104	109	118

Kalf en Moeder			Vrugbaarheid				Na-Speen Groei			Raam			Karkas		
Geb. Dir.	Spn. Dir.	Spn. Mat.	Skr. Omtr.	Vers Vrugb.	Koei Vrugb.	Lankl.	Na-Speen	GDT	VOV	Volw. Gewig	Hoogte	Lengte	OSO	Vet	Mar
83	117	115	106	95	102	110	116	112	113	120	100	106	122	90	129

Spn. Indeks	365D Indeks	540D Indeks	GDT Indeks	VOV Indeks	Skrotum	LH
116	-	-	90	-	330	1.22

EBV Analiese: 2022-03-18

Miostatien	
Q204X	0
NT821	0
F94L	0

OPMERKINGS:

LOT 12 — *SKATKIS BONSMARAS*

CRV 190286
2019-10-22
SP

Ouerskap	Vaar	Moer
DNS		
Genomies		

- PER 150027
  - PER 100019 HH(c)
    - VV 040046 HH(c)
    - PER 060138 — OUD/KALW. 7/5, GEM. SI/KALW. 108/4
  - PER 100123 — OUD/KALW. 9/7, GEM. SI/KALW. 105/6, TKP 398
    - HDE 070034
    - PER 060046 — OUD/KALW. 12/10, GEM. SI/KALW. 100/10
- MBT 160245 P — OUD/KALW. 5/3, GEM. SI/KALW. 94/2, TKP 370
  - JPL 120093 P
    - JPL 060072 P
    - JPL 100040 Pp(c) — OUD/KALW. 11/8, GEM. SI/KALW. 102/6
  - MBT 100030 — OUD/KALW. 11/8, GEM. SI/KALW. 96/7, TKP 394
    - CSW 050017
    - CEG 070064 — OUD/KALW. 6/4, GEM. SI/KALW. 99/4

Geboortegemak Waarde	Speenkalf Waarde	Vrugbaarheids-waarde	Onderhouds-waarde	Koeiwaarde	Groei-waarde	Karkas-waarde
106	93	107	102	100	91	89

Kalf en Moeder			Vrugbaarheid				Na-Speen Groei			Raam			Karkas		
Geb. Dir.	Spn. Dir.	Spn. Mat.	Skr. Omtr.	Vers Vrugb.	Koei Vrugb.	Lankl.	Na-Speen	GDT	VOV	Volw. Gewig	Hoogte	Lengte	OSO	Vet	Mar
108	95	93	106	101	101	117	99	96	101	97	92	94	97	85	98

Spn. Indeks	365D Indeks	540D Indeks	GDT Indeks	VOV Indeks	Skrotum	LH
95	-	-	96	-	338	1.23

EBV Analiese: 2022-03-18

Miostatien	
Q204X	0
NT821	0
F94L	0

OPMERKINGS:

Bonsmara SA Cattle Breeders' Society

Compiled by the South African Stud Book and Livestock Improvement Association
All Pedigree- and Performance Data has been certified as correct

Dier Info				Actual Values						Expected Breeding Values											Indices			Dam		
LOT	Animal ID	Sex	SEC	Birth Wt (kg)	205d Wt (kg)	CCB *Ratio*	CCW *Ratio*	Length Height *Ratio*	Scr. Circ. *(mm)*	Birth Dir (kg)	Birth Mat (kg)	Wean Dir (kg)	Wean Mat (kg)	Post Wean (kg)	Mature Weight. (kg)	ADG (g/d)	FCR (kg:kg)	Scr. Circ. (mm)	Height. (mm)	Length (mm)	Wean	ADG	Scr. Circ.	Avg. Wean Index	Nr. Calves	Repr. Index
			Breed Average							1.04	-0.20	13.9	3.9	22	10	101	-47	10.3								
			Auction Average	38	248	-	45.4	1.23	340	1.78	-0.19	18.1	4.7	31	15	141	-58	20.2	6	27	106	104	112	102	6.0	105
1	CRV 190400	M	SP	34	227	-	40.4	1.19	348	0.82	-0.15	13.8	-0.1	22	6	52	-24	24.8	-5	11	97	99	118	95	3	108
2	CRV 190317	M	SP	35	264	-	51.5	1.25	311	1.01	-0.31	19.3	11.1	34	10	158	-74	12.3	-1	25	116	103	102	110	4	99
3	CRV 190373	M	SP	40	218	-	31.9	1.23	343	1.58	-0.74	14.9	4.2	22	3	81	-42	19.3	-3	17	90	100	111	100	9	105
4	CRV 190358	M	SP	42	287	-	46	1.22	352	1.61	-0.61	15.6	5.9	20	2	82	-40	22.8	-2	15	105	100	116	98	6	108
5	CRV 190388	M	SP	41	263	-	35.3	1.31	387	1.27	-0.06	18.1	9.2	33	18	170	-62	35.7	10	45	112	103	132	106	9	107
6	CRV 190186	M	SP	35	300	-	45.6	1.20	316	1.97	-0.27	24.8	5.2	50	34	276	-86	25.7	25	56	126	128	119	115	4	96
7	CRV 180301	M	SP	40	277	-	54.5	1.28	364	3.40	-0.16	25.6	5.6	43	21	234	-75	28.5	9	42	111	121	123	101	5	93
8	CRV 190422	M	SP	40	251	-	34.1	1.23	320	2.26	0.13	17.7	4.6	30	18	117	-48	18.2	12	36	107	93	110	105	4	103
9	CRV 190260	M	SP	40	291	-	45.7	1.19	345	2.40	-0.34	20.5	5.3	41	17	192	-83	19.8	23	36	98	110	112	103	5	108
10	PIK 190118	M	SP	36	287	-	56	1.25	330	2.03	-0.59	13.2	-4.7	21	14	88	-38	5.5	7	16	97	103	94	100	5	114
11	CRV 190288	M	SP	42	315	-	58.7	1.22	330	2.81	0.66	21.4	8.1	36	32	160	-75	14.9	1	23	116	90	106	101	9	110
12	CRV 190286	M	SP	34	257	-	45.5	1.23	338	0.21	0.11	11.8	1.9	24	6	81	-50	15	-5	6	95	96	106	94	3	104

EXPLANATION OF CATALOGUE ABBREVIATIONS		VERDUIDELIKING VAN KATALOGUS AFKORTINGS	
Lot Number	LOT	LOT	Lot Nommer
Estimated breeding value	EBV	EBV	Beraamde teelwaarde
Parentage verification	Parentage	Ouerskap	Ouerskap verifikasie
Age in years / Number of calvings	AGE. / CALV.	OUD. / KALF.	Ouderdom in jaar / Aantal kalwings
Average Wean index / Number of calves weaned	Ave WI / CALV.	GEM SI / KALF.	Gemiddelde speen indeks / Aantal kalwers gespeen
Animal identification number	ID	ID	Dier se identifikasie nommer
Herd Book Section	SEC	AFD	Kuddeboek Afdeling
Herd Book Section: Pending Registration	PEN	PEN	Kuddeboek Afdeling: Wag vir Registrasie
Herd Book Section: Not for Registration	NFR	NFR	Kuddeboek Afdeling: Nie vir Registrasie
Herd Book Section: Foundation Generation	FO	FO	Kuddeboek Afdeling: Fondasie Generasie
Herd Book Section: Appendix A	A	A	Kuddeboek Afdeling: Aanhangsel A
Herd Book Section: Appendix B	B	B	Kuddeboek Afdeling: Aanhangsel B
Herd Book Section: Studbook Proper, a registered animal	SP	SP	Kuddeboek Afdeling: Studbook Proper, 'n geregistreerde dier
Genomically Tested	GT	GT	Genomies Getoets
Homozygous Horned (Celtic test)	HH(c)	HH(c)	Homosigoties horings (Celtic toets)
Homozygous Polled (Celtic test)	PP(c)	PP(c)	Homosigotiets Poena (Celtic toets)
Heterozygous Polled (Celtic test)	Pp(c)	Pp(c)	Heterosigoties Poena (Celtic toets)
Phenotypically Polled	P	P	Fenotipies Poena
Intercalving Period	ICP	TKP	Tussen-Kalf Periode
Birth Direct breeding value	Birth Dir.	Geb. Dir	Geboorte Direk teelwaarde
Wean Direct breeding value	Wean Dir.	Spn. Dir.	Speen Direk teelwaarde
Wean Maternal breeding value	Wean Mat.	SPn. Mat.	Speen Maternaal teelwaarde
Scrotal Circumference	Scr. Circ.	Skr. Omt.	Skrotum omtrek
Heifer Fertility	Heifer Fert.	Vers Vrugb.	Vers Vrugbaarheid
Cow Fertility	Cow Fert.	Koei Vrugb.	Koei Vrugbaarheid
Longevity	Longev.	Lankl.	Lanklewendheid
Mature Weight	Mat. Wt.	Volw. Gewig	Volwasse gewig
Average Daily Gain (g/day)	ADG	GDT	Gemiddelde Daaglikse Toename
Feed Conversion Ratio (kg:kg)	FCR	VOV	Voeromset Verhouding
Eye Muscle Area	EMA	OSO	Oogspier grootte
Backfat Thickness	Fat	Vet	Rugvet Diepte
Marbeling (intra-muscular fat)	Mar	Mar	Marmering (binne-spierse vet)
365-day weight index	365D Index	365D Indeks	365-dae gewig indeks
540-day weight index	540D Index	540D Indeks	540-dae gewig indeks
Length-Height ratio	LH	LH	Lengte-Hoogte Verhouding
Actual Birth weight	Birth Wt.	Geb. gewig	Werklike Geboorte gewig
205-day Dam-age corrected weight	205d Wt.	205d gewig	205-dag Moeder-ouderdom gekorrigeerde gewig
Cow-Calf Birth Ratio	CCG	KKG	Koei-Kalf Geboorte Verhouding
Cow-Calf Wean Ratio	CCW	KKS	Koei-Kalf Speen Verhouding
Average Weaning Index	Avg. Wean Index	Gem. Spn. Indeks	Gemiddelde speen indeks
Number of Calves	Nr. Calves	Aant. Kalw.	Aantal kalwers
Reproduction Index	Repr. Index	Repr. Indeks	Reproduksie indeks
Animal sex: M - Male, F - Female	M / F	M / V	Dier geslag: M - Manlik, V - Vroulik