AMPTELIKE VEILINGSKATALOGUS VIR /

OFFICIAL AUCTION CATALOGUE FOR

EASTERN CAPE BULLS "ON" GRASS DAYBREAKER

QUEENSTOWN

16 August 2024

All Pedigree- and Performance Data is as recorded on LOGIX on 05 August 2024

BEEFMASTER
CATTLE BREEDERS' SOCIETY OF SA
BEESTELERSGENOOTSKAP VAN SA

SA STAMBOEK STUD BOOK

© 2024 South African Stud Book and Animal Improvement Association

AUCTIONS UNDER THE AUSPICES OF THE BEEFMASTER CATTLE BREEDERS' SOCIETY

It is compulsory for all stud auctions to be conducted under the auspices of the Society.

The term "**Under the auspices of the Beefmaster Cattle Breeders' Society**" means that officers of the society shall ensure that the official catalogues, drawn up by SA Stud Book with the information on its "Logix system", are available at the auction, that the information regarding paternity, production data and estimated breeding values, contained in the catalogue complies with the minimum breed standards as set by the Beefmaster Cattle Breeders' Society as well as the applicable provisions of the Constitution of the Beefmaster Cattle Breeders' Society, and that the animals offered have already been inspected and approved by an inspector.

The Beefmaster Cattle Breeders' Society also requires that stud animals offered at stud auctions under the auspices of the Beefmaster Cattle Breeders' Society are inspected on the day of the auction by inspectors of the Society to ensure that the animals still comply to the Beefmaster's minimum breed standards.

The Society also verifys the following requirements for animals to be offered at an auction under the auspice of the Society:

- Fertility certificate (not older than three months) and certificate regarding venereal diseases of bulls
- Certificate (not older than three months) of a negative Tuberculosis test of cows, heifers and bulls
- Certificate (not older than three months) of a negative Contagious Abortion test of cows and bulls
- Heifers older than 32 months and cows without a calf should preferably be pregnant and certified as such
- All semen and embryo donors offered for sale must be registered as donors

Although the Society carries out all checks to the best of its ability, the Society do however, not have any control over tests carried out and/or information provided by a third party and/or guarantee its accuracy or accept responsibility for erroneous information. The Society can thus not vouch for the following:

- Immunisation and health status of the animals
- Pregnancy status of cows and heifers
- Breeding ability of bulls
- Fertility status
- Venereal desease
- Faulty information due to printing errors.

The "Logix system" the computer animal recording system used by SA Stud Book to administer the Society's animal recording services, is also deemed as a third party. The information obtained from Logix is therefore deemed as information from a third party.

Commercial animals and animals not approved for sale at an auction, cannot be offered for sale under the auspices of the Society.

© Compiled by the South African Stud Book and Livestock Improvement Association

ANIMAL, OWNER AND PEDIGREE INFORMATION

1 2 3 4 5

LOT 1 (M)

V-PLAN 14

Breed Logo

SB 200201 PP(c)

6

7

Herd Book	SP
Birth date	2020-01-01
Age	2y 7m
Inbreeding	1%
DNA	ABC001234

9 (& 10)

Parentage	Sire	Dam
DNA	✔	
Genomic	✔	

11

SB 140007

SB 140010
Age 7 | AFC 27 | ICP 366
Calves 6 | Weaned 2
Avg. WI 89 | Wean Mat. 93

Calvings: 16-11, 17-10, 18-10, 20-03, 21-03, 22-04, 23-04

12

SB 110001

SB 110012 P
Age 10 | AFC 32 | ICP 475
Calves 5 | Weaned -
Avg. WI - | Wean Mat. 80

SB 110001

SB 060004 PcH
Age 13 | AFC 72 | ICP 360
Calves 8 | Weaned 7
Avg. WI 105 | Wean Mat. 110

13

SUPERBULL BREEDERS

8

Town, Province
078 737 2855
super_bull@webmail.com

1. Lot Number & sex (mixed lots)
2. Breed's logo
3. **GT** - animal is genomically tested
4. Animal Identification Number
5. Polled Status
   - Celtic: PP(c)/Pp(c) - polled, HH(c) - horned
   - Phenotypic: P/PcH - polled, HH - horned, SC - scurs
6. Animal's photo, or Herd's logo
7. Herd's logo
8. Owner's information
9. Animal's information
   - Herd book section
   - Birth date
   - Animal's age
   - Animal's inbreeding percentage
   - DNA Number - if available
10. Additional information (only females)
    - Age at first calving
    - Number of calves born
    - Number of calves weaned
    - Average Wean Index
    - Intercalving Period
11. Parentage Verification - a green tick (✔) indicates that the sire and/or dam has been verified via microsatellite (DNA) and/or Genomic testing
12. Dam information
    - Age and Number of Calvings
    - Average Wean Index and Number of Calves Weaned
    - Age at First Calving and Intercalving Period
    - Cow award
13. Four (4) generation pedigree
14. VPLAN Membership

QR Code
This code can be scanned with a smart device. It redirects to the animal's information on **www.SABeefBulls.com** where additional information for the animal is available.

Myostatin	
Q204X	Free
NT821	Carrier
F94L	Not Tested

Myostatin Results
- Free - free from double muscling genes
- Carrier - heterozygotic / carrier of one double muscling gene
- D. Muscled - homozygotic / double muscled

GENETIC VALUES - BUILDING BLOCKS

Calf and Mother				Fertility				Post-Wean Growth			Frame			Carcass		
Birth Dir.	Birth Mat.	Wean Dir.	Wean Mat.	Scr. Circ.	Heifer Fert.	Cow Fert.	Longev.	Post Wean	ADG	FCR	Mature Weight	Height	Length	EMA	Fat	Mar
83	121	130	89	112	84	101	112	125	126	129	113	104	115	149	82	119
87%	*70%*	*83%*	*70%*	*81%*	*68%*	*59%*	*69%*	*72%*	*76%*	*80%*	*65%*	*81%*	*80%*	*77%*	*74%*	*73%*
10	11	12	13	16	14	15	17	18	19	20	21	22	23	25	26	27

The Logix Selection Values are compiled of specific genetic building blocks, as indicated in the selection value descritions on the next page.
These genetic building blocks are indicated in the catalogue by their Breeding Value indices and accuracies.

PHENOTYPIC VALUES

Birth Weight	205D Weight	365D Weight	540D Wegiht	ADG Index	FCR Index	Scrotum	LH
47kg	239kg | *109 (19)*	284kg | *99 (10)*	390kg | *92 (10)*	1680g/d | *90 (13)*	6.08 | *98*	353mm (D1)	1.20
10	12			19	20	16	24

- 205D, 365D, 540D weights - adjusted weaning, year and 18 month weights, the phenotypic index obtained, and the number of animals in the contemporary group
- ADG and FCR Indices - phenotypic index obtained within the animal's contemporary group
- Scrotum - adjusted scrotal circumference, in mm, as measured at the end of the growth test, as well as the growth test type
- Length-Height Ratio (LH) - the animal's length to height ratio, as measured at the end of the growth test

© Compiled by the South African Stud Book and Livestock Improvement Association
All Pedigree- and Performance Data is as recorded on LOGIX on 05 August 2024

LOGIX SELECTION VALUES

COW VALUE	108
103	Calving Ease Value
118	Calf Growth Value
86	Milk Value
80	Maintenance Value
110	Fertility Value
GROWTH VALUE	105
CARCASS VALUE	110
PRODUCTION VALUE	103



1 LOGIX Cow Value

Selection for:

- Fertile cows,
- with low maintenance,
- that calf easily,
- and wean heavy calves

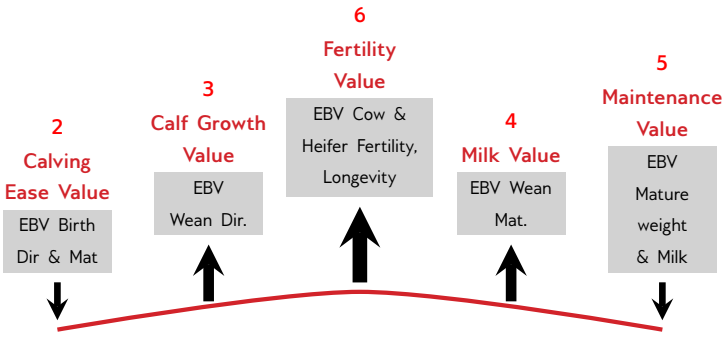

7 LOGIX Growth Value

Selection for efficient growers
on veld & in the feedlot

8 LOGIX Carcass Value

Selection for higher
meat yield on carcass

9 LOGIX Production Value

Selection for easy-care, Profitable cattle

- 80% Cow Value
- 20% Growth Value

EXPLANATION OF BREEDING VALUES AND SELECTION VALUES

		Traits	Description/Measurement	Goal	General Guidelines						
						<80	<90	90-110	>110	>120	
Selection Values	1	Cow Value	Combination of Calving Ease, Calf Growth, Milk, Maintenance and Fertility Values (Rand-Value)	Profitable Cow	Loss						Profit
	2	Calving Ease Value	Risk for calving problems (calf too heavy) vs calf too small	Avg. birth weight	High						Low
	3	Calf Growth Value	Calf's genetic ability for pre-weaning growth	Heavy weaner calf	Light						Heavy
	4	Milk Value	Cow's genetic mothering and milking ability	Enough milk for the calf	Less						More
	5	Maintenance Value	Maintenance requirements of cow (cow weight and milk)	Low cow maintenance	High					*	Low
	6	Fertility Value	Fertility and retention of cows and heifers	Fertile cows	Low						High
	7	Growth Value	Efficient growth on veld and in feedlot (R-value)	Profitable growth	Loss						Profit
	8	Carcass Value	Meat on carcass (Weight and RTU EBVs)	More meat on the carcass	Less						More
	9	Production Value	Combination of Cow- and Growth values (R-value)	Profitable animals	Loss						Profit
Cow & Heifer	10	Birth Weight Direct	Birth weight (Calf's genetic ability)	Avg. birth weight	Heavy						Light
	11	Birth Weight Maternal	Birth weight (Cow's genetic ability)	Easy calving	Heavy						Light
	12	Weaning Weight Direct	Weaning weight (Calf's genetic ability)	Heavy weaner calves	Light						Heavy
	13	Weaning Weight Maternal	Weaning weight (Cow's genetic ability)	Good mothers	Poor						Good
	21	Mature Cow Weight	Cow weight at weaning of first three calves	Avg. mature cow weight	Light				*	*	Heavy
		Cow-Calf Birth	EBV Birth Direct / EBV Mature Cow weight	Average	Low						High
		Cow-Calf Wean	EBV Wean Direct / EBV Mature Cow weight	High calf-cow ratio	Low						High
Fertility	14	Heifer Fertility	Age at first calving	Fertile heifers	Less						More
	15	Cow Fertility	First 3 inter-calving periods (ICPs)	Fertile cows	Less						More
	16	Scrotal Circumference	As measured during the growth test	Fertile bulls	Less						More
	17	Longevity	Retention of progeny	Acceptable progeny	Poor						Good
Growth & Frame	18	Post-Wean Weight	12- and 18 month weights	Good post-wean growth	Low					*	High
	19	Average Daily Gain	Average daily gain	Good growth	Poor						Good
	20	Feed Conversion Ratio	100g feed intake / g weight gain	Feed efficiency	Poor						Good
		Final Test Weight	Final weight in the growth test	Heavy carcass	Light					*	Heavy
	22	Height	Shoulder / Hip height in growth test	Average height	Short						Tall
	23	Length	Length in growth test	Longer for more muscle	Short						Long
	24	Length-Height Ratio	EBV Length / EBV Height	Longer rather than tall	<1						>1
Carcass	25	Eye Muscle Area	RTU measured eye muscle area	Bigger steaks	Small						Big
	26	Fat Thickness	RTU measured P8 backfat thickness	Carcass quality	Thin						Thick
	27	Marbling	RTU measured % of intra-muscular fat	Juicy meat	Low						High

* Determined by own selection goal

INTERPRETATION OF BREEDING VALUE INDICES

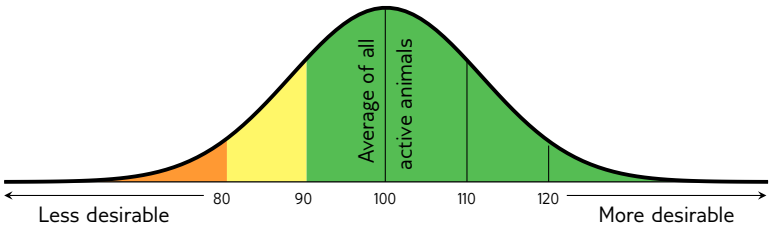

Average between 90 and 110

(Acceptable between 80 and 120)

© Compiled by the South African Stud Book and Livestock Improvement Association

All Pedigree- and Performance Data is as recorded on LOGIX on 05 August 2024

LOT 6 (M) BEEFMASTER -M 210134

BEEFMASTER CATTLE BREEDERS' SOCIETY OF SA BEESTELERSGENOOTSKAP VAN SA

Herd Book	B
Birth date	2021-10-20
Age	2y 10m
Inbreeding	0%
DNA	ZOCA202352914

Parentage	Sire	Dam
DNA	✔	
Genomic		

-M 160023
Wean Mat. 108

MULTIPLE SIRES
Wean Mat. -

-M 120015
Age 9y | AFC 36m | ICP 369d
Calves 6 | Weaned 6 | Wean Mat. 112
Avg. WI 103 | Wean Mat. 112

MULTIPLE SIRES

-M 070024
Age 11y | Avg. WI 100
Calves 8 | Weaned 5

-M 150063
Age 8y | AFC - | ICP 363d
Calves 4 | Weaned 4 | Wean Mat. 90
Avg. WI 102 | CCB - | CCW 50
Calvings: 20-10, 21-10, 22-10, 23-10

L.E. MACLEAN
Queenstown, Eastern Cape
0836688952
mac.fordyce@eci.co.za

P.O. BOX 1657,,QUEENSTOWN, 5320

COW VALUE	108
112	Calving Ease Value
106	Calf Growth Value
96	Milk Value
97	Maintenance Value
108	Fertility Value
GROWTH VALUE	-
CARCASS VALUE	-
PRODUCTION VALUE	-

LOGIX GENETICS GENETICS EBV Analysis 2024-06-19

Calf and Mother				Fertility			
Birth Dir.	Birth Mat.	Wean Dir.	Wean Mat.	Scr. Circ.	Heifer Fert.	Cow Fert.	Longev.
113	88	106	96	-	102	104	111
57%	36%	57%	40%		18%	7%	34%

Post-Wean Growth			Frame			Carcass		
Post Wean	ADG	FCR	Mature Weight	Height	Length	EMA	Fat	Mar
105	-	-	101	-	-	-	-	-
53%			14%					

Myostatin	
Q204X	Not Tested
NT821	Not Tested
F94L	Not Tested

Birth Weight	205D Weight	365D Weight	540D Weight	ADG Index	FCR Index	Scrotum	LH
30kg	239kg | 104 (77)	330kg | 102 (42)	478kg | 104 (42)	-	-	- (B2)	-

SELLER REMARKS:

LOT 8 (M) BEEFMASTER -M 210068

BEEFMASTER CATTLE BREEDERS' SOCIETY OF SA BEESTELERSGENOOTSKAP VAN SA

Herd Book	B
Birth date	2021-10-07
Age	2y 10m
Inbreeding	0%
DNA	ZOCA202352909

Parentage	Sire	Dam
DNA		
Genomic		

MULTIPLE SIRES
Wean Mat. -

-M 180022
Age 5y | AFC 36m | ICP 394d
Calves 3 | Weaned 3 | Wean Mat. 103
Avg. WI 99 | CCB - | CCW 40.5
Calvings: 21-10, 22-10, 23-12

MULTIPLE SIRES
Wean Mat. -

-M 050009
Age 15y | AFC - | ICP 366d
Calves 12 | Weaned 11 | Wean Mat. 100
Avg. WI 106 | Wean Mat. 100

MULTIPLE SIRES

L.E. MACLEAN
Queenstown, Eastern Cape
0836688952
mac.fordyce@eci.co.za

P.O. BOX 1657,,QUEENSTOWN, 5320

COW VALUE	82
95	Calving Ease Value
98	Calf Growth Value
107	Milk Value
91	Maintenance Value
80	Fertility Value
GROWTH VALUE	-
CARCASS VALUE	-
PRODUCTION VALUE	-

LOGIX GENETICS GENETICS EBV Analysis 2024-06-19

Calf and Mother				Fertility			
Birth Dir.	Birth Mat.	Wean Dir.	Wean Mat.	Scr. Circ.	Heifer Fert.	Cow Fert.	Longev.
95	99	98	107	-	82	91	85
54%	32%	53%	34%		24%	11%	29%

Post-Wean Growth			Frame			Carcass		
Post Wean	ADG	FCR	Mature Weight	Height	Length	EMA	Fat	Mar
96	-	-	107	-	-	-	-	-
49%			31%					

Myostatin	
Q204X	Not Tested
NT821	Not Tested
F94L	Not Tested

Birth Weight	205D Weight	365D Weight	540D Weight	ADG Index	FCR Index	Scrotum	LH
36kg	257kg | 110 (77)	330kg | 104 (42)	463kg | 103 (42)	-	-	- (B2)	-

SELLER REMARKS:

© Compiled by the South African Stud Book and Livestock Improvement Association
All Pedigree- and Performance Data is as recorded on LOGIX on 05 August 2024

LOT 9 (M) BEEFMASTER -M 210078

BEEFMASTER CATTLE BREEDERS' SOCIETY OF SA BEESTELERSGENOOTSKAP VAN SA

Kuddeboek	B
Geb. dtm	2021-10-06
Oud.	2j 10m
Inteling	0%
DNS	ZOCA202352903

Ouerskap	Vaar	Moer
DNS	✔	
Genomies		

-M 160023
Spn Mat. 108

MULTIPLE SIRES
Spn Mat. -

-M 120015
Oud. 9j | OEK 36m | TKP 369d
Kalwers 6 | Gespeen 6 | Spn. Mat. 112
Gem. SI 103 | Spn. Mat. 112

MULTIPLE SIRES

-M 070024
Oud. 11j | Gem. SI 100
Kalwers 8 | Gespeen 5

-M 150061
Oud. 7j | OEK - | TKP 331d
Kalwers 2 | Gespeen 2 | Spn. Mat. 111
Gem. SI 114 | KKG - | KKS 63.2
Kalwings: 20-11, 21-10

L.E. MACLEAN
Queenstown, Eastern Cape
0836688952
mac.fordyce@eci.co.za

P.O. BOX 1657,,QUEENSTOWN, 5320

KOEIWAARDE	117
90	Kalfgemak Waarde
120	Kalfgroei Waarde
108	Melk Waarde
86	Onderhoudswaarde
108	Vrugbaarheidswaarde
GROEI WAARDE	-
KARKAS WAARDE	-
PRODUKSIE WAARDE	-

LOGIX GENETICS GENETIKA EBV Analise 2024-06-19

Kalf en Moeder				Vrugbaarheid			
Geb. Dir.	Geb. Mat.	Spn. Dir.	Spn. Mat.	Skr. Omtr.	Vers Vrugb.	Koei Vrugb.	Lanklew.
93	88	120	108	-	100	109	109
56%	32%	55%	35%		18%	7%	35%

Na-Speen Groei			Raam			Karkas		
Na-Speen	GDT	VOV	Volw. Gewig	Hoogte	Lengte	OSO	Vet	Mar
117	-	-	113	-	-	-	-	-
52%			14%					

Miostatien	
Q204X	Nie Getoets
NT821	Nie Getoets
F94L	Nie Getoets

Geb. Gewig	205D Gewig	365D Gewig	540D Gewig	GDT Indeks	VOV Indeks	Skrotum	LH
38kg	267kg | *114 (77)*	350kg | *106 (42)*	509kg | *109 (42)*	-	-	- *(B2)*	-

VERKOPER OPMERKINGS:

LOT 12 (M) BEEFMASTER -M 220012

BEEFMASTER CATTLE BREEDERS' SOCIETY OF SA BEESTELERSGENOOTSKAP VAN SA

Kuddeboek	C
Geb. dtm	2022-09-20
Oud.	1j 11m
Inteling	0%
DNS	ZOCA202472324

Ouerskap	Vaar	Moer
DNS	✔	
Genomies		

-M 190020
Spn Mat. 93

MULTIPLE SIRES
Spn Mat. -

-M 160044
Oud. 7j | OEK 36m | TKP 369d
Kalwers 5 | Gespeen 4 | Spn. Mat. 85
Gem. SI 100 | Spn. Mat. 85

MULTIPLE SIRES

-M 060004
Oud. 10j | Gem. SI 106
Kalwers 8 | Gespeen 7

-M 180017
Oud. 5j | OEK 36m | TKP 369d
Kalwers 3 | Gespeen 3 | Spn. Mat. 130
Gem. SI 109 | KKG - | KKS 50.8
Kalwings: 21-09, 22-09, 23-10

MULTIPLE SIRES
Spn Mat. -

-M 120020
Oud. 11j | OEK 36m | TKP 368d
Kalwers 9 | Gespeen 7 | Spn. Mat. 122
Gem. SI 104 | Spn. Mat. 122

MULTIPLE SIRES

-M 090027
Oud. 6j | Gem. SI 110
Kalwers 4 | Gespeen 3

L.E. MACLEAN
Queenstown, Eastern Cape
0836688952
mac.fordyce@eci.co.za

P.O. BOX 1657,,QUEENSTOWN, 5320

KOEIWAARDE	90
96	Kalfgemak Waarde
87	Kalfgroei Waarde
120	Melk Waarde
99	Onderhoudswaarde
87	Vrugbaarheidswaarde
GROEI WAARDE	-
KARKAS WAARDE	-
PRODUKSIE WAARDE	-

LOGIX GENETICS GENETIKA EBV Analise 2024-06-19

Kalf en Moeder				Vrugbaarheid			
Geb. Dir.	Geb. Mat.	Spn. Dir.	Spn. Mat.	Skr. Omtr.	Vers Vrugb.	Koei Vrugb.	Lanklew.
98	88	87	120	-	93	102	81
54%	31%	53%	34%		25%	12%	28%

Na-Speen Groei			Raam			Karkas		
Na-Speen	GDT	VOV	Volw. Gewig	Hoogte	Lengte	OSO	Vet	Mar
89	-	-	98	-	-	-	-	-
48%			30%					

Miostatien	
Q204X	Nie Getoets
NT821	Nie Getoets
F94L	Nie Getoets

Geb. Gewig	205D Gewig	365D Gewig	540D Gewig	GDT Indeks	VOV Indeks	Skrotum	LH
34kg	237kg | *106 (79)*	320kg | *103 (47)*	490kg | *107 (45)*	-	-	- *(B2)*	-

VERKOPER OPMERKINGS:

© Compiled by the South African Stud Book and Livestock Improvement Association
All Pedigree- and Performance Data is as recorded on LOGIX on 05 August 2024

LOT 13 (M) BEEFMASTER -M 220010

BEEFMASTER CATTLE BREEDERS' SOCIETY OF SA BEESTELERSGENOOTSKAP VAN SA

Herd Book	C
Birth date	2022-09-25
Age	1y 11m
Inbreeding	0%
DNA	ZOCA202472339

Parentage	Sire	Dam
DNA	✔	
Genomic		

BC 181075
Wean Mat. 93

-M 140012
Age 9y | AFC 37m | ICP 363d
Calves 7 | Weaned 7 | Wean Mat. 112
Avg. WI 101 | CCB - | CCW 53.7
Calvings: 17-10, 18-10, 19-10, 20-10, 21-09, 22-09, 23-10

X 090138
Wean Mat. 85

X 110087
Age 7y | AFC 23m | ICP 457d
Calves 5 | Weaned 5 | Wean Mat. 100
Avg. WI 101 | Wean Mat. 100

MULTIPLE SIRES
Wean Mat. -

-M 110007
Age 5y | AFC 36m | ICP -
Calves 1 | Weaned 1 | Wean Mat. 91
Avg. WI 88 | Wean Mat. 91

MULTIPLE SIRES

X 030053
Age 8y | Avg. WI 97
Calves 4 | Weaned 2

MULTIPLE SIRES

X 070016
Age 8y | Avg. WI 95
Calves 6 | Weaned 5

MULTIPLE SIRES

-M 080016
Age 15y | Avg. WI 96
Calves 13 | Weaned 11

L.E. MACLEAN
Queenstown, Eastern Cape
0836688952
mac.fordyce@eci.co.za

P.O. BOX 1657,,QUEENSTOWN, 5320

COW VALUE	96
107	Calving Ease Value
93	Calf Growth Value
106	Milk Value
112	Maintenance Value
87	Fertility Value
GROWTH VALUE	-
CARCASS VALUE	-
PRODUCTION VALUE	-

LOGIX GENETICS - GENETIKA EBV Analysis 2024-06-19

Calf and Mother				Fertility			
Birth Dir.	Birth Mat.	Wean Dir.	Wean Mat.	Scr. Circ.	Heifer Fert.	Cow Fert.	Longev.
106	99	93	106	-	93	101	82
55%	36%	55%	39%		25%	14%	32%

Post-Wean Growth			Frame			Carcass		
Post Wean	ADG	FCR	Mature Weight	Height	Length	EMA	Fat	Mar
97	-	-	90	-	-	-	-	-
50%			22%					

Myostatin	
Q204X	Not Tested
NT821	Not Tested
F94L	Not Tested

Birth Weight	205D Weight	365D Weight	540D Weight	ADG Index	FCR Index	Scrotum	LH
35kg	251kg | *113 (79)*	350kg | *110 (47)*	528kg | *113 (45)*	-	-	- *(B2)*	-

SELLER REMARKS:

LOT 14 (M) BEEFMASTER -M 220113

BEEFMASTER CATTLE BREEDERS' SOCIETY OF SA BEESTELERSGENOOTSKAP VAN SA

Herd Book	B
Birth date	2022-10-14
Age	1y 10m
Inbreeding	0%
DNA	ZOCA202472338

Parentage	Sire	Dam
DNA	✔	
Genomic		

BC 181075
Wean Mat. 93

-M 140060
Age 9y | AFC - | ICP 358d
Calves 4 | Weaned 4 | Wean Mat. 102
Avg. WI 101 | CCB - | CCW 54
Calvings: 20-10, 21-09, 22-10, 23-09

X 090138
Wean Mat. 85

X 110087
Age 7y | AFC 23m | ICP 457d
Calves 5 | Weaned 5 | Wean Mat. 100
Avg. WI 101 | Wean Mat. 100

MULTIPLE SIRES
Wean Mat. -

-M 060024
Age 8y | AFC - | ICP 375d
Calves 6 | Weaned 5 | Wean Mat. 74
Avg. WI 99 | Wean Mat. 74

MULTIPLE SIRES

X 030053
Age 8y | Avg. WI 97
Calves 4 | Weaned 2

MULTIPLE SIRES

X 070016
Age 8y | Avg. WI 95
Calves 6 | Weaned 5

L.E. MACLEAN
Queenstown, Eastern Cape
0836688952
mac.fordyce@eci.co.za

P.O. BOX 1657,,QUEENSTOWN, 5320

COW VALUE	-
95	Calving Ease Value
95	Calf Growth Value
104	Milk Value
103	Maintenance Value
-	Fertility Value
GROWTH VALUE	-
CARCASS VALUE	-
PRODUCTION VALUE	-

LOGIX GENETICS - GENETIKA EBV Analysis 2024-06-19

Calf and Mother				Fertility			
Birth Dir.	Birth Mat.	Wean Dir.	Wean Mat.	Scr. Circ.	Heifer Fert.	Cow Fert.	Longev.
97	92	95	104	-	89	-	85
54%	33%	53%	36%		13%		31%

Post-Wean Growth			Frame			Carcass		
Post Wean	ADG	FCR	Mature Weight	Height	Length	EMA	Fat	Mar
93	-	-	96	-	-	-	-	-
47%			17%					

Myostatin	
Q204X	Not Tested
NT821	Not Tested
F94L	Not Tested

Birth Weight	205D Weight	365D Weight	540D Weight	ADG Index	FCR Index	Scrotum	LH
38kg	253kg | *112 (79)*	327kg | *101 (47)*	493kg | *104 (45)*	-	-	- *(B2)*	-

SELLER REMARKS:

© Compiled by the South African Stud Book and Livestock Improvement Association
All Pedigree- and Performance Data is as recorded on LOGIX on 05 August 2024

LOT 16 (M) BEEFMASTER -M 220059

BEEFMASTER CATTLE BREEDERS' SOCIETY OF SA BEESTELERSGENOOTSKAP VAN SA

Kuddeboek	B
Geb. dtm	2022-09-30
Oud.	1j 11m
Inteling	0%
DNS	ZOCA202472341

Ouerskap	Vaar	Moer
DNS	✔	
Genomies		

-M 160023
Spn Mat. 108

MULTIPLE SIRES
Spn Mat. -

-M 120015
Oud. 9j | OEK 36m | TKP 369d
Kalwers 6 | Gespeen 6 | Spn. Mat. 112
Gem. SI 103 | Spn. Mat. 112

MULTIPLE SIRES

-M 070024
Oud. 11j | Gem. SI 100
Kalwers 8 | Gespeen 5

-M 180077
Oud. 4j | OEK - | TKP 357d
Kalwers 2 | Gespeen 2 | Spn. Mat. 93
Gem. SI 109 | KKG - | KKS 55.8

Kalwings: 21-10, 22-09

L.E. MACLEAN

Queenstown, Eastern Cape
0836688952
mac.fordyce@eci.co.za

P.O. BOX 1657,,QUEENSTOWN, 5320

KOEIWAARDE	-
100	Kalfgemak Waarde
100	Kalfgroei Waarde
103	Melk Waarde
-	Onderhoudswaarde
-	Vrugbaarheidswaarde
GROEI WAARDE	-
KARKAS WAARDE	-
PRODUKSIE WAARDE	-

LOGIX GENETICS, GENETIKA — EBV Analise 2024-06-19

Kalf en Moeder				Vrugbaarheid			
Geb. Dir.	Geb. Mat.	Spn. Dir.	Spn. Mat.	Skr. Omtr.	Vers Vrugb.	Koei Vrugb.	Lanklew.
99	102	100	103	-	-	-	84
49%	25%	48%	28%				23%

Na-Speen Groei			Raam			Karkas		
Na-Speen	GDT	VOV	Volw. Gewig	Hoogte	Lengte	OSO	Vet	Mar
96	-	-	-	-	-	-	-	-
46%								

Miostatien	
Q204X	Nie Getoets
NT821	Nie Getoets
F94L	Nie Getoets

Geb. Gewig	205D Gewig	365D Gewig	540D Gewig	GDT Indeks	VOV Indeks	Skrotum	LH
37kg	247kg | *110 (79)*	314kg | *100 (47)*	464kg | *100 (45)*	-	-	- *(B2)*	-

VERKOPER OPMERKINGS:

LOT 17 (M) BEEFMASTER -M 220095

BEEFMASTER CATTLE BREEDERS' SOCIETY OF SA BEESTELERSGENOOTSKAP VAN SA

Kuddeboek	B
Geb. dtm	2022-10-12
Oud.	1j 10m
Inteling	0%
DNS	ZOCA202472330

Ouerskap	Vaar	Moer
DNS	✔	
Genomies		

-M 190040
Spn Mat. 110

MULTIPLE SIRES
Spn Mat. -

-M 050009
Oud. 15j | OEK - | TKP 366d
Kalwers 12 | Gespeen 11 | Spn. Mat. 100
Gem. SI 106 | Spn. Mat. 100

MULTIPLE SIRES

-M 170073
Oud. 6j | OEK - | TKP 363d
Kalwers 4 | Gespeen 4 | Spn. Mat. 97
Gem. SI 101 | KKG - | KKS 55.7

Kalwings: 20-10, 21-10, 22-10, 23-10

L.E. MACLEAN

Queenstown, Eastern Cape
0836688952
mac.fordyce@eci.co.za

P.O. BOX 1657,,QUEENSTOWN, 5320

KOEIWAARDE	-
103	Kalfgemak Waarde
100	Kalfgroei Waarde
102	Melk Waarde
-	Onderhoudswaarde
-	Vrugbaarheidswaarde
GROEI WAARDE	-
KARKAS WAARDE	-
PRODUKSIE WAARDE	-

LOGIX GENETICS, GENETIKA — EBV Analise 2024-06-19

Kalf en Moeder				Vrugbaarheid			
Geb. Dir.	Geb. Mat.	Spn. Dir.	Spn. Mat.	Skr. Omtr.	Vers Vrugb.	Koei Vrugb.	Lanklew.
103	94	100	102	-	-	-	90
51%	30%	51%	34%				23%

Na-Speen Groei			Raam			Karkas		
Na-Speen	GDT	VOV	Volw. Gewig	Hoogte	Lengte	OSO	Vet	Mar
99	-	-	-	-	-	-	-	-
47%								

Miostatien	
Q204X	Nie Getoets
NT821	Nie Getoets
F94L	Nie Getoets

Geb. Gewig	205D Gewig	365D Gewig	540D Gewig	GDT Indeks	VOV Indeks	Skrotum	LH
35kg	243kg | *109 (79)*	347kg | *109 (47)*	498kg | *106 (45)*	-	-	- *(B2)*	-

VERKOPER OPMERKINGS:

© Compiled by the South African Stud Book and Livestock Improvement Association
All Pedigree- and Performance Data is as recorded on LOGIX on 05 August 2024

LOT 18 (M) BEEFMASTER -M 220013

BEEFMASTER CATTLE BREEDERS' SOCIETY OF SA BEESTELERSGENOOTSKAP VAN SA

Herd Book	B
Birth date	2022-09-20
Age	1y 11m
Inbreeding	0%
DNA	ZOCA202472336

Parentage	Sire	Dam
DNA	✔	
Genomic		

-M 190079
Wean Mat. 105

MULTIPLE SIRES
Wean Mat. -

-M 150007
Age 8y | AFC 37m | ICP 358d
Calves 6 | Weaned 6 | Wean Mat. 96
Avg. WI 104 | Wean Mat. 96

MULTIPLE SIRES

-M 060003
Age 11y | Avg. WI 103
Calves 9 | Weaned 8

-M 170079
Age 6y | AFC - | ICP 371d
Calves 4 | Weaned 4 | Wean Mat. 136
Avg. WI 121 | CCB - | CCW 45.9
Calvings: 20-10, 21-10, 22-09, 23-10

L.E. MACLEAN
Queenstown, Eastern Cape
0836688952
mac.fordyce@eci.co.za

P.O. BOX 1657,,QUEENSTOWN, 5320

COW VALUE	-
89	Calving Ease Value
112	Calf Growth Value
120	Milk Value
-	Maintenance Value
-	Fertility Value
GROWTH VALUE	-
CARCASS VALUE	-
PRODUCTION VALUE	-

LOGIX GENETICS GENETICA — EBV Analysis 2024-06-19

Calf and Mother				Fertility			
Birth Dir.	Birth Mat.	Wean Dir.	Wean Mat.	Scr. Circ.	Heifer Fert.	Cow Fert.	Longev.
92	89	112	120	-	-	-	90
51%	30%	51%	34%				23%

Post-Wean Growth			Frame			Carcass		
Post Wean	ADG	FCR	Mature Weight	Height	Length	EMA	Fat	Mar
110	-	-	-	-	-	-	-	-
46%								

Myostatin	
Q204X	Not Tested
NT821	Not Tested
F94L	Not Tested

Birth Weight	205D Weight	365D Weight	540D Weight	ADG Index	FCR Index	Scrotum	LH
37kg	262kg | *118 (79)*	346kg | *108 (47)*	517kg | *110 (45)*	-	-	- *(B2)*	-

SELLER REMARKS:

LOT 19 (M) BEEFMASTER -M 220139

BEEFMASTER CATTLE BREEDERS' SOCIETY OF SA BEESTELERSGENOOTSKAP VAN SA

Herd Book	C
Birth date	2022-10-19
Age	1y 10m
Inbreeding	0%
DNA	ZOCA202472332

Parentage	Sire	Dam
DNA	✔	
Genomic		

BC 181075
Wean Mat. 93

X 090138
Wean Mat. 85

MULTIPLE SIRES

X 030053
Age 8y | Avg. WI 97
Calves 4 | Weaned 2

X 110087
Age 7y | AFC 23m | ICP 457d
Calves 5 | Weaned 5 | Wean Mat. 100
Avg. WI 101 | Wean Mat. 100

MULTIPLE SIRES

X 070016
Age 8y | Avg. WI 95
Calves 6 | Weaned 5

-M 140027
Age 9y | AFC 36m | ICP 364d
Calves 7 | Weaned 7 | Wean Mat. 131
Avg. WI 103 | CCB - | CCW 51
Calvings: 17-10, 18-10, 19-10, 20-10, 21-09, 22-10, 23-10

MULTIPLE SIRES
Wean Mat. -

-M 090027
Age 6y | AFC 36m | ICP 367d
Calves 4 | Weaned 3 | Wean Mat. 134
Avg. WI 110 | Wean Mat. 134

MULTIPLE SIRES

-M 020027
Age 8y | Avg. WI 107
Calves 4 | Weaned 4

L.E. MACLEAN
Queenstown, Eastern Cape
0836688952
mac.fordyce@eci.co.za

P.O. BOX 1657,,QUEENSTOWN, 5320

COW VALUE	88
95	Calving Ease Value
77	Calf Growth Value
123	Milk Value
100	Maintenance Value
92	Fertility Value
GROWTH VALUE	-
CARCASS VALUE	-
PRODUCTION VALUE	-

LOGIX GENETICS GENETICA — EBV Analysis 2024-06-19

Calf and Mother				Fertility			
Birth Dir.	Birth Mat.	Wean Dir.	Wean Mat.	Scr. Circ.	Heifer Fert.	Cow Fert.	Longev.
99	83	77	123	-	98	101	88
56%	37%	55%	40%		28%	16%	33%

Post-Wean Growth			Frame			Carcass		
Post Wean	ADG	FCR	Mature Weight	Height	Length	EMA	Fat	Mar
76	-	-	97	-	-	-	-	-
51%			34%					

Myostatin	
Q204X	Not Tested
NT821	Not Tested
F94L	Not Tested

Birth Weight	205D Weight	365D Weight	540D Weight	ADG Index	FCR Index	Scrotum	LH
35kg	223kg | *98 (79)*	313kg | *97 (47)*	460kg | *97 (45)*	-	-	- *(B2)*	-

SELLER REMARKS:

© Compiled by the South African Stud Book and Livestock Improvement Association
All Pedigree- and Performance Data is as recorded on LOGIX on 05 August 2024

LOT 20 (M) BEEFMASTER -M 220003

Kuddeboek	B
Geb. dtm	2022-09-19
Oud.	1j 11m
Inteling	0%
DNS	ZOCA202472331

Ouderskap	Vaar	Moer
DNS	✔	
Genomies		

BC 181075
Spn Mat. 93

X 090138
Spn Mat. 85

MULTIPLE SIRES

X 030053
Oud. 8j | Gem. SI 97
Kalwers 4 | Gespeen 2

X 110087
Oud. 7j | OEK 23m | TKP 457d
Kalwers 5 | Gespeen 5 | Spn. Mat. 100
Gem. SI 101 | Spn. Mat. 100

MULTIPLE SIRES

X 070016
Oud. 8j | Gem. SI 95
Kalwers 6 | Gespeen 5

-M 120060
Oud. 11j | OEK - | TKP -
Kalwers 1 | Gespeen 1 | Spn. Mat. 90
Gem. SI 108 | KKG - | KKS 52.5
Kalwings: 22-09

L.E. MACLEAN
Queenstown, Eastern Cape
0836688952
mac.fordyce@eci.co.za

P.O. BOX 1657,,QUEENSTOWN, 5320

KOEIWAARDE	-
106	Kalfgemak Waarde
97	Kalfgroei Waarde
99	Melk Waarde
-	Onderhoudswaarde
-	Vrugbaarheidswaarde
GROEI WAARDE	-
KARKAS WAARDE	-
PRODUKSIE WAARDE	-

LOGIX GENETICS, GENETIKA — EBV Analise 2024-06-19

Kalf en Moeder				Vrugbaarheid			
Geb. Dir.	Geb. Mat.	Spn. Dir.	Spn. Mat.	Skr. Omtr.	Vers Vrugb.	Koei Vrugb.	Lanklew.
106	94	97	99	-	-	-	88
48%	21%	47%	22%				28%

Na-Speen Groei			Raam			Karkas		
Na-Speen	GDT	VOV	Volw. Gewig	Hoogte	Lengte	OSO	Vet	Mar
92	-	-	-	-	-	-	-	-
45%								

Miostatien	
Q204X	Nie Getoets
NT821	Nie Getoets
F94L	Nie Getoets

Geb. Gewig	205D Gewig	365D Gewig	540D Gewig	GDT Indeks	VOV Indeks	Skrotum	LH
35kg	242kg | 108 (79)	299kg | 92 (47)	459kg | 98 (45)	-	-	- (B2)	-

VERKOPER OPMERKINGS:

LOT 21 (M) BEEFMASTER -M 220031

Kuddeboek	B
Geb. dtm	2022-09-29
Oud.	1j 11m
Inteling	0%
DNS	ZOCA202472344

Ouderskap	Vaar	Moer
DNS	✔	
Genomies		

-M 190020
Spn Mat. 93

MULTIPLE SIRES
Spn Mat. -

-M 160044
Oud. 7j | OEK 36m | TKP 369d
Kalwers 5 | Gespeen 4 | Spn. Mat. 85
Gem. SI 100 | Spn. Mat. 85

MULTIPLE SIRES

-M 060004
Oud. 10j | Gem. SI 106
Kalwers 8 | Gespeen 7

-M 180087
Oud. 5j | OEK - | TKP 359d
Kalwers 2 | Gespeen 2 | Spn. Mat. 93
Gem. SI 105 | KKG - | KKS 50.6
Kalwings: 21-10, 22-09

L.E. MACLEAN
Queenstown, Eastern Cape
0836688952
mac.fordyce@eci.co.za

P.O. BOX 1657,,QUEENSTOWN, 5320

KOEIWAARDE	-
102	Kalfgemak Waarde
96	Kalfgroei Waarde
103	Melk Waarde
-	Onderhoudswaarde
-	Vrugbaarheidswaarde
GROEI WAARDE	-
KARKAS WAARDE	-
PRODUKSIE WAARDE	-

LOGIX GENETICS, GENETIKA — EBV Analise 2024-06-19

Kalf en Moeder				Vrugbaarheid			
Geb. Dir.	Geb. Mat.	Spn. Dir.	Spn. Mat.	Skr. Omtr.	Vers Vrugb.	Koei Vrugb.	Lanklew.
104	90	96	103	-	-	-	84
49%	25%	48%	28%				23%

Na-Speen Groei			Raam			Karkas		
Na-Speen	GDT	VOV	Volw. Gewig	Hoogte	Lengte	OSO	Vet	Mar
94	-	-	-	-	-	-	-	-
46%								

Miostatien	
Q204X	Nie Getoets
NT821	Nie Getoets
F94L	Nie Getoets

Geb. Gewig	205D Gewig	365D Gewig	540D Gewig	GDT Indeks	VOV Indeks	Skrotum	LH
35kg	237kg | 106 (79)	317kg | 101 (47)	464kg | 100 (45)	-	-	- (B2)	-

VERKOPER OPMERKINGS:

© Compiled by the South African Stud Book and Livestock Improvement Association
All Pedigree- and Performance Data is as recorded on LOGIX on 05 August 2024

LOT 22 (M) BEEFMASTER -M 220147

BEEFMASTER CATTLE BREEDERS' SOCIETY OF SA BEESTELERSGENOOTSKAP VAN SA

Herd Book	B
Birth date	2022-10-23
Age	1y 10m
Inbreeding	0%
DNA	ZOCA202472333

Parentage	Sire	Dam
DNA	✔	
Genomic		

-M 190020
Wean Mat. 93

MULTIPLE SIRES
Wean Mat. -

-M 160044
Age 7y | AFC 36m | ICP 369d
Calves 5 | Weaned 4 | Wean Mat. 85
Avg. WI 100 | Wean Mat. 85

MULTIPLE SIRES

-M 060004
Age 10y | Avg. WI 106
Calves 8 | Weaned 7

-M 170082
Age 6y | AFC - | ICP 363d
Calves 4 | Weaned 4 | Wean Mat. 96
Avg. WI 101 | CCB - | CCW 41.8
Calvings: 20-10, 21-10, 22-10, 23-10

L.E. MACLEAN
Queenstown, Eastern Cape
0836688952
mac.fordyce@eci.co.za

P.O. BOX 1657,,QUEENSTOWN, 5320

COW VALUE	-
99	Calving Ease Value
92	Calf Growth Value
106	Milk Value
-	Maintenance Value
-	Fertility Value
GROWTH VALUE	-
CARCASS VALUE	-
PRODUCTION VALUE	-

LOGIX GENETICS | GENETICA — EBV Analysis 2024-06-19

Calf and Mother				Fertility			
Birth Dir.	Birth Mat.	Wean Dir.	Wean Mat.	Scr. Circ.	Heifer Fert.	Cow Fert.	Longev.
101	88	92	106	-	-	-	88
51%	30%	51%	34%				23%

Post-Wean Growth			Frame			Carcass		
Post Wean	ADG	FCR	Mature Weight	Height	Length	EMA	Fat	Mar
91	-	-	-	-	-	-	-	-
46%								

Myostatin	
Q204X	Not Tested
NT821	Not Tested
F94L	Not Tested

Birth Weight	205D Weight	365D Weight	540D Weight	ADG Index	FCR Index	Scrotum	LH
37kg	227kg | 99 (79)	318kg | 98 (47)	468kg | 99 (45)	-	-	- (B2)	-

SELLER REMARKS:

LOT 23 (M) BEEFMASTER -M 220119

BEEFMASTER CATTLE BREEDERS' SOCIETY OF SA BEESTELERSGENOOTSKAP VAN SA

Herd Book	B
Birth date	2022-10-07
Age	1y 10m
Inbreeding	0%
DNA	ZOCA202472329

Parentage	Sire	Dam
DNA	✔	
Genomic		

-M 190020
Wean Mat. 93

MULTIPLE SIRES
Wean Mat. -

-M 160044
Age 7y | AFC 36m | ICP 369d
Calves 5 | Weaned 4 | Wean Mat. 85
Avg. WI 100 | Wean Mat. 85

MULTIPLE SIRES

-M 060004
Age 10y | Avg. WI 106
Calves 8 | Weaned 7

-M 180083
Age 5y | AFC - | ICP 372d
Calves 4 | Weaned 3 | Wean Mat. 89
Avg. WI 108 | CCB - | CCW 44.2
Calvings: 20-10, 21-11, 22-10, 23-10

L.E. MACLEAN
Queenstown, Eastern Cape
0836688952
mac.fordyce@eci.co.za

P.O. BOX 1657,,QUEENSTOWN, 5320

COW VALUE	-
106	Calving Ease Value
92	Calf Growth Value
104	Milk Value
-	Maintenance Value
-	Fertility Value
GROWTH VALUE	-
CARCASS VALUE	-
PRODUCTION VALUE	-

LOGIX GENETICS | GENETICA — EBV Analysis 2024-06-19

Calf and Mother				Fertility			
Birth Dir.	Birth Mat.	Wean Dir.	Wean Mat.	Scr. Circ.	Heifer Fert.	Cow Fert.	Longev.
104	104	92	104	-	-	-	85
51%	30%	50%	31%				24%

Post-Wean Growth			Frame			Carcass		
Post Wean	ADG	FCR	Mature Weight	Height	Length	EMA	Fat	Mar
91	-	-	-	-	-	-	-	-
45%								

Myostatin	
Q204X	Not Tested
NT821	Not Tested
F94L	Not Tested

Birth Weight	205D Weight	365D Weight	540D Weight	ADG Index	FCR Index	Scrotum	LH
36kg	229kg | 101 (79)	319kg | 102 (47)	468kg | 101 (45)	-	-	- (B2)	-

SELLER REMARKS:

© Compiled by the South African Stud Book and Livestock Improvement Association
All Pedigree- and Performance Data is as recorded on LOGIX on 05 August 2024

LOT 24 (M) BEEFMASTER -M 220138

BEEFMASTER CATTLE BREEDERS' SOCIETY OF SA BEESTELERSGENOOTSKAP VAN SA

Kuddeboek	B
Geb. dtm	2022-10-20
Oud.	1j 10m
Inteling	0%
DNS	ZOCA202472326

Ouerskap	Vaar	Moer
DNS	✔	
Genomies		

-M 190040
Spn Mat. 110

MULTIPLE SIRES
Spn Mat. -

-M 050009
Oud. 15j | OEK - | TKP 366d
Kalwers 12 | Gespeen 11 | Spn. Mat. 100
Gem. SI 106 | Spn. Mat. 100

MULTIPLE SIRES

-M 130064
Oud. 10j | OEK - | TKP 363d
Kalwers 4 | Gespeen 3 | Spn. Mat. 76
Gem. SI 90 | KKG - | KKS 43.4
Kalwings: 20-10, 21-10, 22-10, 23-10

L.E. MACLEAN
Queenstown, Eastern Cape
0836688952
mac.fordyce@eci.co.za

P.O. BOX 1657,,QUEENSTOWN, 5320

KOEIWAARDE	-
103	Kalfgemak Waarde
84	Kalfgroei Waarde
99	Melk Waarde
-	Onderhoudswaarde
-	Vrugbaarheidswaarde
GROEI WAARDE	-
KARKAS WAARDE	-
PRODUKSIE WAARDE	-

LOGIX GENETICS GENETICA — EBV Analise 2024-06-19

Kalf en Moeder				Vrugbaarheid			
Geb. Dir.	Geb. Mat.	Spn. Dir.	Spn. Mat.	Skr. Omtr.	Vers Vrugb.	Koei Vrugb.	Lanklew.
105	87	84	99	-	-	-	86
51%	*30%*	*50%*	*31%*				*29%*

Na-Speen Groei			Raam			Karkas		
Na-Speen	GDT	VOV	Volw. Gewig	Hoogte	Lengte	OSO	Vet	Mar
82	-	-	-	-	-	-	-	-
45%								

Miostatien	
Q204X	Nie Getoets
NT821	Nie Getoets
F94L	Nie Getoets

Geb. Gewig	205D Gewig	365D Gewig	540D Gewig	GDT Indeks	VOV Indeks	Skrotum	LH
38kg	210kg | *90 (79)*	300kg | *91 (47)*	438kg | *92 (45)*	-	-	- *(B2)*	-

VERKOPER OPMERKINGS:

LOT 27 (M) BEEFMASTER -M 220089

BEEFMASTER CATTLE BREEDERS' SOCIETY OF SA BEESTELERSGENOOTSKAP VAN SA

Kuddeboek	B
Geb. dtm	2022-10-11
Oud.	1j 10m
Inteling	0%
DNS	ZOCA202472328

Ouerskap	Vaar	Moer
DNS	✔	
Genomies		

-M 190040
Spn Mat. 110

MULTIPLE SIRES
Spn Mat. -

-M 050009
Oud. 15j | OEK - | TKP 366d
Kalwers 12 | Gespeen 11 | Spn. Mat. 100
Gem. SI 106 | Spn. Mat. 100

MULTIPLE SIRES

-M 150060
Oud. 8j | OEK - | TKP 357d
Kalwers 4 | Gespeen 4 | Spn. Mat. 108
Gem. SI 103 | KKG - | KKS 44.9
Kalwings: 20-10, 21-11, 22-10, 23-10

L.E. MACLEAN
Queenstown, Eastern Cape
0836688952
mac.fordyce@eci.co.za

P.O. BOX 1657,,QUEENSTOWN, 5320

KOEIWAARDE	-
98	Kalfgemak Waarde
98	Kalfgroei Waarde
107	Melk Waarde
-	Onderhoudswaarde
-	Vrugbaarheidswaarde
GROEI WAARDE	-
KARKAS WAARDE	-
PRODUKSIE WAARDE	-

LOGIX GENETICS GENETICA — EBV Analise 2024-06-19

Kalf en Moeder				Vrugbaarheid			
Geb. Dir.	Geb. Mat.	Spn. Dir.	Spn. Mat.	Skr. Omtr.	Vers Vrugb.	Koei Vrugb.	Lanklew.
99	92	98	107	-	-	-	90
51%	*30%*	*51%*	*34%*				*26%*

Na-Speen Groei			Raam			Karkas		
Na-Speen	GDT	VOV	Volw. Gewig	Hoogte	Lengte	OSO	Vet	Mar
95	-	-	-	-	-	-	-	-
47%								

Miostatien	
Q204X	Nie Getoets
NT821	Nie Getoets
F94L	Nie Getoets

Geb. Gewig	205D Gewig	365D Gewig	540D Gewig	GDT Indeks	VOV Indeks	Skrotum	LH
37kg	254kg | *114 (79)*	340kg | *105 (47)*	482kg | *102 (45)*	-	-	- *(B2)*	-

VERKOPER OPMERKINGS:

© Compiled by the South African Stud Book and Livestock Improvement Association
All Pedigree- and Performance Data is as recorded on LOGIX on 05 August 2024

LOT 28 (M) BEEFMASTER -M 220134

BEEFMASTER CATTLE BREEDERS' SOCIETY OF SA BEESTELERSGENOOTSKAP VAN SA

Herd Book	C
Birth date	2022-10-18
Age	1y 10m
Inbreeding	0%
DNA	ZOCA202472340

Parentage	Sire	Dam
DNA	✔	
Genomic		

-M 190020
Wean Mat. 93

MULTIPLE SIRES
Wean Mat. -

-M 160044
Age 7y | AFC 36m | ICP 369d
Calves 5 | Weaned 4 | Wean Mat. 85
Avg. WI 100 | Wean Mat. 85

MULTIPLE SIRES

-M 060004
Age 10y | Avg. WI 106
Calves 8 | Weaned 7

-M 120021
Age 11y | AFC 36m | ICP 368d
Calves 8 | Weaned 7 | Wean Mat. 104
Avg. WI 103 | CCB - | CCW 45
Calvings: 15-09, 16-09, 17-10, 18-10, 19-10, 20-09, 21-09, 22-10

MULTIPLE SIRES
Wean Mat. -

-M 060004
Age 10y | AFC - | ICP 366d
Calves 8 | Weaned 7 | Wean Mat. 87
Avg. WI 106 | Wean Mat. 87

L6129

L.E. MACLEAN
Queenstown, Eastern Cape
0836688952
mac.fordyce@eci.co.za

P.O. BOX 1657,,QUEENSTOWN, 5320

COW VALUE	85
103	Calving Ease Value
85	Calf Growth Value
111	Milk Value
98	Maintenance Value
88	Fertility Value
GROWTH VALUE	-
CARCASS VALUE	-
PRODUCTION VALUE	-

LOGIX GENETICS | GENETIKA EBV Analysis 2024-06-19

Calf and Mother				Fertility			
Birth Dir.	Birth Mat.	Wean Dir.	Wean Mat.	Scr. Circ.	Heifer Fert.	Cow Fert.	Longev.
99	117	85	111	93	90	98	90
56%	38%	55%	40%	5%	28%	14%	34%

Post-Wean Growth			Frame			Carcass		
Post Wean	ADG	FCR	Mature Weight	Height	Length	EMA	Fat	Mar
84	-	-	99	101	97	-	-	-
52%			21%	5%	5%			

Birth Weight	205D Weight	365D Weight	540D Weight	ADG Index	FCR Index	Scrotum	LH
37kg	239kg | 106 (79)	313kg | 96 (47)	445kg | 94 (45)	-	-	- (B2)	-

Myostatin	
Q204X	Not Tested
NT821	Not Tested
F94L	Not Tested

SELLER REMARKS:

LOT 29 (M) BEEFMASTER -M 220106

BEEFMASTER CATTLE BREEDERS' SOCIETY OF SA BEESTELERSGENOOTSKAP VAN SA

Herd Book	B
Birth date	2022-10-10
Age	1y 10m
Inbreeding	0%
DNA	ZOCA202472325

Parentage	Sire	Dam
DNA	✔	
Genomic		

-M 190005
Wean Mat. 102

MULTIPLE SIRES
Wean Mat. -

-M 160032
Age 4y | AFC 36m | ICP -
Calves 1 | Weaned 1 | Wean Mat. 95
Avg. WI 98 | Wean Mat. 95

MULTIPLE SIRES

-M 130019
Age 10y | Avg. WI 86
Calves 8 | Weaned 8

-M 170075
Age 6y | AFC - | ICP 363d
Calves 4 | Weaned 3 | Wean Mat. 90
Avg. WI 101 | CCB - | CCW 47.1
Calvings: 20-10, 21-10, 22-10, 23-10

L.E. MACLEAN
Queenstown, Eastern Cape
0836688952
mac.fordyce@eci.co.za

P.O. BOX 1657,,QUEENSTOWN, 5320

COW VALUE	-
108	Calving Ease Value
86	Calf Growth Value
104	Milk Value
-	Maintenance Value
-	Fertility Value
GROWTH VALUE	-
CARCASS VALUE	-
PRODUCTION VALUE	-

LOGIX GENETICS | GENETIKA EBV Analysis 2024-06-19

Calf and Mother				Fertility			
Birth Dir.	Birth Mat.	Wean Dir.	Wean Mat.	Scr. Circ.	Heifer Fert.	Cow Fert.	Longev.
109	93	86	104	-	-	-	86
51%	30%	50%	31%				24%

Post-Wean Growth			Frame			Carcass		
Post Wean	ADG	FCR	Mature Weight	Height	Length	EMA	Fat	Mar
84	-	-	-	-	-	-	-	-
46%								

Birth Weight	205D Weight	365D Weight	540D Weight	ADG Index	FCR Index	Scrotum	LH
35kg	214kg | 94 (79)	304kg | 94 (47)	448kg | 95 (45)	-	-	- (B2)	-

Myostatin	
Q204X	Not Tested
NT821	Not Tested
F94L	Not Tested

SELLER REMARKS:

© Compiled by the South African Stud Book and Livestock Improvement Association
All Pedigree- and Performance Data is as recorded on LOGIX on 05 August 2024

LOT 30 (M) BEEFMASTER -M 220032

Kuddeboek	B
Geb. dtm	2022-09-29
Oud.	1j 11m
Inteling	0%
DNS	ZOCA202472343

Ouderskap	Vaar	Moer
DNS	✔	
Genomies		

-M 190085
Spn Mat. 86

- **MULTIPLE SIRES** Spn Mat. -
- **-M 060022** Oud. 14j | OEK - | TKP 366d Kalwers 11 | Gespeen 8 | Spn. Mat. 82 Gem. SI 93 | Spn. Mat. 82
  - **MULTIPLE SIRES** Spn Mat. -
  - **-M 090020** Oud. 14j | OEK 37m | TKP 365d Kalwers 12 | Gespeen 10 | Spn. Mat. 117 Gem. SI 109 | Spn. Mat. 117
    - **MULTIPLE SIRES**
    - **-M 060004** Oud. 10j | Gem. SI 106 Kalwers 8 | Gespeen 7

-M 130041
Oud. 10j | OEK - | TKP 378d
Kalwers 4 | Gespeen 4 | Spn. Mat. 125
Gem. SI 107 | KKG - | KKS 43.2
Kalwings: 20-10, 21-09, 22-09, 23-11

L.E. MACLEAN
Queenstown, Eastern Cape
0836688952
mac.fordyce@eci.co.za

P.O. BOX 1657,,QUEENSTOWN, 5320

KOEIWAARDE	80
123	Kalfgemak Waarde
70	Kalfgroei Waarde
117	Melk Waarde
108	Onderhoudswaarde
80	Vrugbaarheidswaarde
GROEI WAARDE	-
KARKAS WAARDE	-
PRODUKSIE WAARDE	-

LOGIX GENETICS | GENETIKA — EBV Analise 2024-06-19

Kalf en Moeder				Vrugbaarheid			
Geb. Dir.	Geb. Mat.	Spn. Dir.	Spn. Mat.	Skr. Omtr.	Vers Vrugb.	Koei Vrugb.	Lanklew.
119	103	70	117	-	82	94	84
55%	33%	54%	36%		12%	6%	31%

Na-Speen Groei			Raam			Karkas		
Na-Speen	GDT	VOV	Volw. Gewig	Hoogte	Lengte	OSO	Vet	Mar
68	-	-	93	-	-	-	-	-
50%			9%					

Miostatien	
Q204X	Nie Getoets
NT821	Nie Getoets
F94L	Nie Getoets

Geb. Gewig	205D Gewig	365D Gewig	540D Gewig	GDT Indeks	VOV Indeks	Skrotum	LH
29kg	219kg | 99 (79)	298kg | 94 (47)	428kg | 91 (45)	-	-	- (B2)	-

VERKOPER OPMERKINGS:

LOT 31 (M) BEEFMASTER -M 220126

Kuddeboek	C
Geb. dtm	2022-10-17
Oud.	1j 10m
Inteling	0%
DNS	ZOCA202472327

Ouderskap	Vaar	Moer
DNS	✔	
Genomies		

-M 190005
Spn Mat. 102

- **MULTIPLE SIRES** Spn Mat. -
- **-M 160032** Oud. 4j | OEK 36m | TKP - Kalwers 1 | Gespeen 1 | Spn. Mat. 95 Gem. SI 98 | Spn. Mat. 95
  - **MULTIPLE SIRES** Spn Mat. -
  - **-M 130023** Oud. 10j | OEK 36m | TKP 364d Kalwers 8 | Gespeen 8 | Spn. Mat. 107 Gem. SI 99 | Spn. Mat. 107
    - **MULTIPLE SIRES**
    - **-M 060012** Oud. 14j | Gem. SI 100 Kalwers 11 | Gespeen 10

-M 180011
Oud. 5j | OEK 36m | TKP 375d
Kalwers 3 | Gespeen 3 | Spn. Mat. 132
Gem. SI 117 | KKG - | KKS 52.7
Kalwings: 21-10, 22-10, 23-11

L.E. MACLEAN
Queenstown, Eastern Cape
0836688952
mac.fordyce@eci.co.za

P.O. BOX 1657,,QUEENSTOWN, 5320

KOEIWAARDE	91
94	Kalfgemak Waarde
89	Kalfgroei Waarde
120	Melk Waarde
107	Onderhoudswaarde
78	Vrugbaarheidswaarde
GROEI WAARDE	-
KARKAS WAARDE	-
PRODUKSIE WAARDE	-

LOGIX GENETICS | GENETIKA — EBV Analise 2024-06-19

Kalf en Moeder				Vrugbaarheid			
Geb. Dir.	Geb. Mat.	Spn. Dir.	Spn. Mat.	Skr. Omtr.	Vers Vrugb.	Koei Vrugb.	Lanklew.
95	95	89	120	-	76	95	85
54%	31%	53%	34%		25%	13%	28%

Na-Speen Groei			Raam			Karkas		
Na-Speen	GDT	VOV	Volw. Gewig	Hoogte	Lengte	OSO	Vet	Mar
88	-	-	93	-	-	-	-	-
48%			32%					

Miostatien	
Q204X	Nie Getoets
NT821	Nie Getoets
F94L	Nie Getoets

Geb. Gewig	205D Gewig	365D Gewig	540D Gewig	GDT Indeks	VOV Indeks	Skrotum	LH
37kg	265kg | 119 (79)	329kg | 105 (47)	487kg | 105 (45)	-	-	- (B2)	-

VERKOPER OPMERKINGS:

© Compiled by the South African Stud Book and Livestock Improvement Association
All Pedigree- and Performance Data is as recorded on LOGIX on 05 August 2024

LOT 32 (M) BEEFMASTER -M 220114

BEEFMASTER CATTLE BREEDERS' SOCIETY OF SA BEESTELERSGENOOTSKAP VAN SA

Herd Book	B
Birth date	2022-10-16
Age	1y 10m
Inbreeding	0%
DNA	ZOCA202472323

Parentage	Sire	Dam
DNA	✔	
Genomic		

BC 181075
Wean Mat. 93

X 090138
Wean Mat. 85

MULTIPLE SIRES

X 030053
Age 8y | Avg. WI 97
Calves 4 | Weaned 2

MULTIPLE SIRES

X 070016
Age 8y | Avg. WI 95
Calves 6 | Weaned 5

X 110087
Age 7y | AFC 23m | ICP 457d
Calves 5 | Weaned 5 | Wean Mat. 100
Avg. WI 101 | Wean Mat. 100

-M 140063
Age 9y | AFC - | ICP 356d
Calves 4 | Weaned 3 | Wean Mat. 105
Avg. WI 106 | CCB - | CCW 55.4
Calvings: 20-10, 21-10, 22-10, 23-09

L.E. MACLEAN
Queenstown, Eastern Cape
0836688952
mac.fordyce@eci.co.za

P.O. BOX 1657,,QUEENSTOWN, 5320

COW VALUE	-
103	Calving Ease Value
101	Calf Growth Value
107	Milk Value
-	Maintenance Value
-	Fertility Value
GROWTH VALUE	-
CARCASS VALUE	-
PRODUCTION VALUE	-

LOGIX GENETICS COMETRIX EBV Analysis 2024-06-19

Calf and Mother				Fertility			
Birth Dir.	Birth Mat.	Wean Dir.	Wean Mat.	Scr. Circ.	Heifer Fert.	Cow Fert.	Longev.
103	98	101	107	-	-	-	89
51%	30%	50%	31%				29%

Post-Wean Growth			Frame			Carcass		
Post Wean	ADG	FCR	Mature Weight	Height	Length	EMA	Fat	Mar
100	-	-	-	-	-	-	-	-
46%								

Myostatin	
Q204X	Not Tested
NT821	Not Tested
F94L	Not Tested

Birth Weight	205D Weight	365D Weight	540D Weight	ADG Index	FCR Index	Scrotum	LH
36kg	248kg | 111 (79)	344kg | 107 (47)	503kg | 107 (45)	-	-	- (B2)	-

SELLER REMARKS:

LOT 35 (M) BEEFMASTER -M 220043

BEEFMASTER CATTLE BREEDERS' SOCIETY OF SA BEESTELERSGENOOTSKAP VAN SA

Herd Book	B
Birth date	2022-10-01
Age	1y 11m
Inbreeding	0%
DNA	ZOCA202472334

Parentage	Sire	Dam
DNA	✔	
Genomic		

PB 180128
Wean Mat. 78

PB 160047 PcH
Wean Mat. 68

AL 130633

PB 130066
Age 11y | Avg. WI 103
Calves 8 | Weaned 7

PB 150201
Age 8y | AFC - | ICP 354d
Calves 6 | Weaned 4 | Wean Mat. 84
Avg. WI 103 | Wean Mat. 84

-M 190082
Age 4y | AFC - | ICP 375d
Calves 2 | Weaned 2 | Wean Mat. 68
Avg. WI 88 | CCB - | CCW 42.6
Calvings: 22-10, 23-10

L.E. MACLEAN
Queenstown, Eastern Cape
0836688952
mac.fordyce@eci.co.za

P.O. BOX 1657,,QUEENSTOWN, 5320

COW VALUE	-
103	Calving Ease Value
87	Calf Growth Value
93	Milk Value
-	Maintenance Value
-	Fertility Value
GROWTH VALUE	-
CARCASS VALUE	-
PRODUCTION VALUE	-

LOGIX GENETICS COMETRIX EBV Analysis 2024-06-19

Calf and Mother				Fertility			
Birth Dir.	Birth Mat.	Wean Dir.	Wean Mat.	Scr. Circ.	Heifer Fert.	Cow Fert.	Longev.
104	94	87	93	-	-	-	89
49%	25%	48%	28%				20%

Post-Wean Growth			Frame			Carcass		
Post Wean	ADG	FCR	Mature Weight	Height	Length	EMA	Fat	Mar
84	-	-	-	-	-	-	-	-
45%								

Myostatin	
Q204X	Not Tested
NT821	Not Tested
F94L	Not Tested

Birth Weight	205D Weight	365D Weight	540D Weight	ADG Index	FCR Index	Scrotum	LH
36kg	224kg | 98 (79)	289kg | 93 (47)	422kg | 92 (45)	-	-	- (B2)	-

SELLER REMARKS:

© Compiled by the South African Stud Book and Livestock Improvement Association
All Pedigree- and Performance Data is as recorded on LOGIX on 05 August 2024

EASTERN CAPE BULLS "ON" GRASS DAYBREAKER

QUEENSTOWN *16 August 2024*

Dier Info				Actual Values						Expected Breeding Values											Indices			Dam		
LOT	Animal ID	Sex	SEC	Birth Wt (kg)	205d Wt (kg)	CCB *Ratio*	CCW *Ratio*	Length Height *Ratio*	Scr. Circ. *(mm)*	Birth Dir (kg)	Birth Mat (kg)	Wean Dir (kg)	Wean Mat (kg)	Post Wean (kg)	Mature Weight. (kg)	ADG (g/d)	FCR (kg:kg)	Scr. Circ. (mm)	Height. (mm)	Length (mm)	Wean	ADG	Scr. Circ.	Avg. Wean Index	Nr. Calves	Repr. Index
		Breed Average								0.05	0.14	10.7	-1.7	12	6	32	-12	7.3	-	7.0						
		Auction Average		36	240	-	51.2	-	-	-0.12	0.33	7.5	0.4	7	2	-	-	3.9	1	4	106	-	93	104	4.0	112
6	-M 210134	M	B	30	239	-	54.6	-	-	-1.01	0.53	13.8	-2.7	16.4	7.0	0	0		0	0	104	-	-	102	4	117
8	-M 210068	M	B	36	257	-	58.8	-	-	0.45	0.18	9.5	0.4	10.1	12.9	0	0		0	0	110	-	-	99	3	100
9	-M 210078	M	B	38	267	-	63.2	-	-	0.61	0.55	21.0	0.5	26.1	19.6	0	0		0	0	114	-	-	114	2	113
12	-M 220012	M	C	34	237	-	54.9	-	-	0.19	0.54	3.8	4.0	6.0	3.5	0	0		0	0	106	-	-	109	3	103
13	-M 220010	M	C	35	251	-	50.5	-	-	-0.47	0.17	7.0	0.1	12.2	-5.6	0	0		0	0	113	-	-	101	7	109
14	-M 220113	M	B	38	253	-	55.1	-	-	0.29	0.41	8.1	-0.5	8.6	0.8	0	0		0	0	112	-	-	101	4	118
16	-M 220059	M	B	37	247	-	-	-	-	0.09	0.06	10.7	-0.8	9.5	0.0	0	0		0	0	110	-	-	109	2	118
17	-M 220095	M	B	35	243	-	58.4	-	-	-0.23	0.34	10.6	-1.3	11.5	0.0	0	0		0	0	109	-	-	101	4	116
18	-M 220013	M	B	37	262	-	52	-	-	0.71	0.51	17.0	4.1	20.2	0.0	0	0		0	0	118	-	-	121	4	115
19	-M 220139	M	C	35	223	-	47.1	-	-	0.15	0.71	-1.3	4.8	-4.4	2.2	0	0		0	0	98	-	-	103	7	109
20	-M 220003	M	B	35	242	-	52.5	-	-	-0.47	0.34	9.2	-1.9	6.9	0.0	0	0		0	0	108	-	-	108	1	-
21	-M 220031	M	B	35	237	-	50.5	-	-	-0.26	0.47	8.4	-0.9	7.3	0.0	0	0		0	0	106	-	-	105	2	108
22	-M 220147	M	B	37	227	-	42.9	-	-	-0.06	0.55	6.6	0.0	4.8	0.0	0	0		0	0	99	-	-	101	4	117
23	-M 220119	M	B	36	229	-	47.9	-	-	-0.31	0.00	6.4	-0.6	5.3	0.0	0	0		0	0	101	-	-	108	4	115
24	-M 220138	M	B	38	210	-	44.2	-	-	-0.34	0.58	2.5	-1.9	-1.9	0.0	0	0		0	0	90	-	-	90	4	117
27	-M 220089	M	B	37	254	-	45.9	-	-	0.11	0.39	9.5	0.4	8.2	0.0	0	0		0	0	114	-	-	103	4	118
28	-M 220134	M	C	37	239	-	45.5	-	-	0.10	-0.43	2.9	1.5	0.5	4.8	0	0	3.9	1	4	106	-	93	103	8	104
29	-M 220106	M	B	35	214	-	44.5	-	-	-0.66	0.38	3.2	-0.6	-0.3	0.0	0	0		0	0	94	-	-	101	4	117
30	-M 220032	M	B	29	219	-	46	-	-	-1.54	0.03	-5.1	3.3	-10.7	-2.5	0	0		0	0	99	-	-	107	4	113
31	-M 220126	M	C	37	265	-	58.7	-	-	0.46	0.29	5.2	4.1	5.0	-2.0	0	0		0	0	119	-	-	117	3	101
32	-M 220114	M	B	36	248	-	52.6	-	-	-0.16	0.21	11.2	0.2	12.2	0.0	0	0		0	0	111	-	-	106	4	118
35	-M 220043	M	B	36	224	-	50.1	-	-	-0.28	0.35	4.1	-3.6	-0.4	0.0	0	0		0	0	98	-	-	88	2	114

© Compiled by the South African Stud Book and Livestock Improvement Association

All Breeding Values and Performance Data is as recorded on LOGIX on 05 August 2024

EXPLANATION OF CATALOGUE ABBREVIATIONS		VERDUIDELIKING VAN KATALOGUS AFKORTINGS	
Lot Number	LOT	LOT	Lot Nommer
Estimated breeding value	EBV	EBV	Beraamde teelwaarde
Parentage verification	Parentage	Ouerskap	Ouerskap verifikasie
Age in years	AGE	OUD.	Ouderdom in jaar
Age at First Calving	AFC	OEK	Ouderdom met Eerst Kalwing
Intercalving Period	ICP	TKP	Tussen-Kalf Periode
Number of calvings	Calvings	Kalwings	Aantal kalwings
Number of calves weaned	Weaned	Gespeen	Aantal kalwers gespeen
Average Wean index	Avg. WI	Gem. SI	Gemiddelde speen indeks
Animal identification number	ID	ID	Dier se identifikasie nommer
Herd Book Section	SEC	AFD	Kuddeboek Afdeling
Herd Book Section: Pending Registration	PEN	PEN	Kuddeboek Afdeling: Wag vir Registrasie
Herd Book Section: Not for Registration	NFR	NFR	Kuddeboek Afdeling: Nie vir Registrasie
Herd Book Section: Foundation Generation	FO	FO	Kuddeboek Afdeling: Fondasie Generasie
Herd Book Section: Appendix A	A	A	Kuddeboek Afdeling: Aanhangsel A
Herd Book Section: Appendix B	B	B	Kuddeboek Afdeling: Aanhangsel B
Herd Book Section: Studbook Proper, a registered animal	SP	SP	Kuddeboek Afdeling: Studbook Proper, 'n geregistreerde dier
Genomically Tested	GT	GT	Genomies Getoets
Homozygous Horned (Celtic test)	HH(c)	HH(c)	Homosigoties horings (Celtic toets)
Homozygous Polled (Celtic test)	PP(c)	PP(c)	Homosigotiets Poena (Celtic toets)
Heterozygous Polled (Celtic test)	Pp(c)	Pp(c)	Heterosigoties Poena (Celtic toets)
Phenotypically Polled	P	P	Fenotipies Poena
Birth Direct breeding value	Birth Dir.	Geb. Dir	Geboorte Direk teelwaarde
Wean Direct breeding value	Wean Dir.	Spn. Dir.	Speen Direk teelwaarde
Wean Maternal breeding value	Wean Mat.	SPn. Mat.	Speen Maternaal teelwaarde
Scrotal Circumference	Scr. Circ.	Skr. Omt.	Skrotum omtrek
Heifer Fertility	Heifer Fert.	Vers Vrugb.	Vers Vrugbaarheid
Cow Fertility	Cow Fert.	Koei Vrugb.	Koei Vrugbaarheid
Longevity	Longev.	Lankl.	Lanklewendheid
Mature Weight	Mat. Wt.	Volw. Gewig	Volwasse gewig
Average Daily Gain (g/day)	ADG	GDT	Gemiddelde Daaglikse Toename
Feed Conversion Ratio (kg:kg)	FCR	VOV	Voeromset Verhouding
Eye Muscle Area	EMA	OSO	Oogspier grootte
Backfat Thickness	Fat	Vet	Rugvet Diepte
Marbeling (intra-muscular fat)	Mar	Mar	Marmering (binne-spierse vet)
Actual Birth weight	Birth Wt.	Geb. gewig	Werklike Geboorte gewig
205-day Dam-age corrected weight	205d Wt.	205d gewig	205-dag Moeder-ouderdom gekorrigeerde gewig
365-day weight index	365D Index	365D Indeks	365-dae gewig indeks
540-day weight index	540D Index	540D Indeks	540-dae gewig indeks
Length-Height ratio	LH	LH	Lengte-Hoogte Verhouding
Cow-Calf Birth Ratio	CCG	KKG	Koei-Kalf Geboorte Verhouding
Cow-Calf Wean Ratio	CCW	KKS	Koei-Kalf Speen Verhouding
Average Weaning Index	Avg. WI	Gem. SI	Gemiddelde speen indeks
Number of Calves	Nr. Calves	Aant. Kalw.	Aantal kalwers
Reproduction Index	Repr. Index	Repr. Indeks	Reproduksie indeks
Animal sex: M - Male, F - Female	M / F	M / V	Dier geslag: M - Manlik, V - Vroulik

© Compiled by the South African Stud Book and Livestock Improvement Association