AMPTELIKE VEILINGSKATALOGUS VIR /

OFFICIAL AUCTION CATALOGUE FOR

3 IN 1 ADDENDUM

Kroonstad

14 September 2024

All Pedigree- and Performance Data is as recorded on LOGIX on 13 September 2024

Santa Gertrudis
South Africa
Since 1973

SA STAMBOEK STUD BOOK

© 2024 South African Stud Book and Animal Improvement Association

ANIMAL, OWNER AND PEDIGREE INFORMATION

2 3 4 5

LOT 1 (M)

1 BULL V-PLAN 14

Breed Logo

SB 200201 PP(c)

SUPERBULL'S SUPERSTAR SB 200201

6

7

Herd Book	SP
Birth date	2020-01-01
Age	2y 7m
Inbreeding	1%
DNA	ABC001234

9 (& 10)

Parentage	Sire	Dam
DNA	✔	
Genomic	✔	

11

SB 140007
SUPERBULL SB 140007 Pp(c)

SB 140010
SUPERBULL SB 140010
Age 7 | AFC 27 | ICP 366
Calves 6 | Weaned 2
Avg. WI 89 | Wean Mat. 93
Calvings: 16-11, 17-10, 18-10, 20-03, 21-03, 22-04, 23-04

12

SB 110001
SUPERBULL SB 11 0100

SB 110012 P
SUPERBULL SB 110012
Age 10 | AFC 32 | ICP 475
Calves 5 | Weaned -
Avg. WI - | Wean Mat. 80

SB 110001
SUPERBULL SB 110400

SB 060004 PcH
SUPERBULL SB 060004
Age 13 | AFC 72 | ICP 360
Calves 8 | Weaned 7
Avg. WI 105 | Wean Mat. 110

13

SUPERBULL BREEDERS

8

Town, Province
078 737 2855
super_bull@webmail.com

1. Lot Number, category & sex (mixed lots)
2. Breed's logo
3. **GT** - animal is genomically tested
4. Animal Identification Number and Name
5. Polled Status
   - Celtic: PP(c)/Pp(c) - polled, HH(c) - horned
   - Phenotypic: P/PcH - polled, HH - horned, SC - scurs
6. Animal's photo, or Herd's logo
7. Herd's logo
8. Owner's information
9. Animal's information
   - Herd book section
   - Birth date
   - Animal's age
   - Animal's inbreeding percentage
   - DNA Number - if available
10. Additional information (only females)
    - Age at first calving
    - Number of calves born
    - Number of calves weaned
    - Average Wean Index
    - Intercalving Period
11. Parentage Verification - a green tick (✔) indicates that the sire and/or dam has been verified via microsatellite (DNA) and/or Genomic testing
12. Dam information
    - Age and Number of Calvings
    - Average Wean Index and Number of Calves Weaned
    - Age at First Calving and Intercalving Period
    - Cow award
13. Four (4) generation pedigree
14. VPLAN Membership

QR Code
This code can be scanned with a smart device. It redirects to the animal's information on **www.SABeefBulls.com** where additional information for the animal is available.

Myostatin	
Q204X	Free
NT821	Carrier
F94L	Not Tested

Myostatin Results
- Free - free from double muscling genes
- Carrier - heterozygotic / carrier of one double muscling gene
- D. Muscled - homozygotic / double muscled

GENETIC VALUES - BUILDING BLOCKS

Calf and Mother				Fertility				Post-Wean Growth			Frame			Carcass		
Birth Dir.	Birth Mat.	Wean Dir.	Wean Mat.	Scr. Circ.	Heifer Fert.	Cow Fert.	Longev.	Post Wean	ADG	FCR	Mature Weight	Height	Length	EMA	Fat	Mar
83	121	130	89	112	84	101	112	125	126	129	113	104	115	149	82	119
87%	*70%*	*83%*	*70%*	*81%*	*68%*	*59%*	*69%*	*72%*	*76%*	*80%*	*65%*	*81%*	*80%*	*77%*	*74%*	*73%*
10	11	12	13	16	14	15	17	18	19	20	21	22	23	25	26	27

The Logix Selection Values are compiled of specific genetic building blocks, as indicated in the selection value descritions on the next page.
These genetic building blocks are indicated in the catalogue by their Breeding Value indices and accuracies.

PHENOTYPIC VALUES

Birth Weight	205D Weight	365D Weight	540D Wegiht	ADG Index	FCR Index	Scrotum	LH
47kg	**239kg** | *109 (19)*	**284kg** | *99 (10)*	**390kg** | *92 (10)*	**1680g/d** | *90 (13)*	**6.08** | *98*	**353mm** (D1)	**1.20**
10	12			19	20	16	24

- 205D, 365D, 540D weights - adjusted weaning, year and 18 month weights, the phenotypic index obtained, and the number of animals in the contemporary group
- ADG and FCR Indices - phenotypic index obtained within the animal's contemporary group
- Scrotum - adjusted scrotal circumference, in mm, as measured at the end of the growth test, as well as the growth test type
- Length-Height Ratio (LH) - the animal's length to height ratio, as measured at the end of the growth test

© Compiled by the South African Stud Book and Livestock Improvement Association
All Pedigree- and Performance Data is as recorded on LOGIX on 13 September 2024

LOGIX SELECTION VALUES

COW VALUE	108
103	Calving Ease Value
118	Calf Growth Value
86	Milk Value
80	Maintenance Value
110	Fertility Value
GROWTH VALUE	105
CARCASS VALUE	110
PRODUCTION VALUE	103



1 LOGIX Cow Value

Selection for:

- Fertile cows,
- with low maintenance,
- that calf easily,
- and wean heavy calves

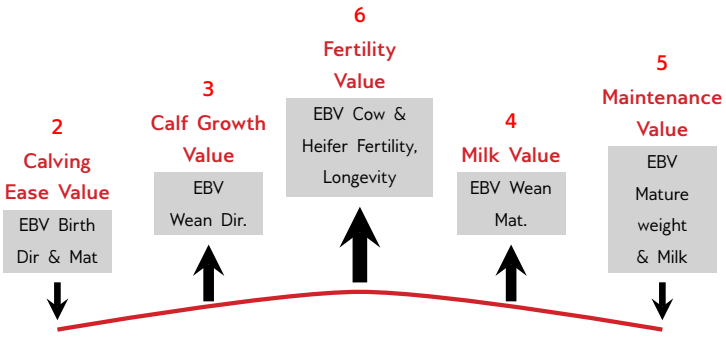

7 LOGIX Growth Value

Selection for efficient growers
on veld & in the feedlot

8 LOGIX Carcass Value

Selection for higher
meat yield on carcass

9 LOGIX Production Value

Selection for easy-care, Profitable cattle

- 80% Cow Value
- 20% Growth Value

EXPLANATION OF BREEDING VALUES AND SELECTION VALUES

		Traits	Description/Measurement	Goal	General Guidelines						
						<80	<90	90-110	>110	>120	
Selection Values	1	Cow Value	Combination of Calving Ease, Calf Growth, Milk, Maintenance and Fertility Values (Rand-Value)	Profitable Cow	Loss						Profit
	2	Calving Ease Value	Risk for calving problems (calf too heavy) vs calf too small	Avg. birth weight	High						Low
	3	Calf Growth Value	Calf's genetic ability for pre-weaning growth	Heavy weaner calf	Light						Heavy
	4	Milk Value	Cow's genetic mothering and milking ability	Enough milk for the calf	Less						More
	5	Maintenance Value	Maintenance requirements of cow (cow weight and milk)	Low cow maintenance	High					*	Low
	6	Fertility Value	Fertility and retention of cows and heifers	Fertile cows	Low						High
	7	Growth Value	Efficient growth on veld and in feedlot (R-value)	Profitable growth	Loss						Profit
	8	Carcass Value	Meat on carcass (Weight and RTU EBVs)	More meat on the carcass	Less						More
	9	Production Value	Combination of Cow- and Growth values (R-value)	Profitable animals	Loss						Profit
Cow & Heifer	10	Birth Weight Direct	Birth weight (Calf's genetic ability)	Avg. birth weight	Heavy						Light
	11	Birth Weight Maternal	Birth weight (Cow's genetic ability)	Easy calving	Heavy						Light
	12	Weaning Weight Direct	Weaning weight (Calf's genetic ability)	Heavy weaner calves	Light						Heavy
	13	Weaning Weight Maternal	Weaning weight (Cow's genetic ability)	Good mothers	Poor						Good
	21	Mature Cow Weight	Cow weight at weaning of first three calves	Avg. mature cow weight	Light				*	*	Heavy
		Cow-Calf Birth	EBV Birth Direct / EBV Mature Cow weight	Average	Low						High
		Cow-Calf Wean	EBV Wean Direct / EBV Mature Cow weight	High calf-cow ratio	Low						High
Fertility	14	Heifer Fertility	Age at first calving	Fertile heifers	Less						More
	15	Cow Fertility	First 3 inter-calving periods (ICPs)	Fertile cows	Less						More
	16	Scrotal Circumference	As measured during the growth test	Fertile bulls	Less						More
	17	Longevity	Retention of progeny	Acceptable progeny	Poor						Good
Growth & Frame	18	Post-Wean Weight	12- and 18 month weights	Good post-wean growth	Low					*	High
	19	Average Daily Gain	Average daily gain	Good growth	Poor						Good
	20	Feed Conversion Ratio	100g feed intake / g weight gain	Feed efficiency	Poor						Good
		Final Test Weight	Final weight in the growth test	Heavy carcass	Light					*	Heavy
	22	Height	Shoulder / Hip height in growth test	Average height	Short						Tall
	23	Length	Length in growth test	Longer for more muscle	Short						Long
	24	Length-Height Ratio	EBV Length / EBV Height	Longer rather than tall	<1						>1
Carcass	25	Eye Muscle Area	RTU measured eye muscle area	Bigger steaks	Small						Big
	26	Fat Thickness	RTU measured P8 backfat thickness	Carcass quality	Thin						Thick
	27	Marbling	RTU measured % of intra-muscular fat	Juicy meat	Low						High

* Determined by own selection goal

INTERPRETATION OF BREEDING VALUE INDICES

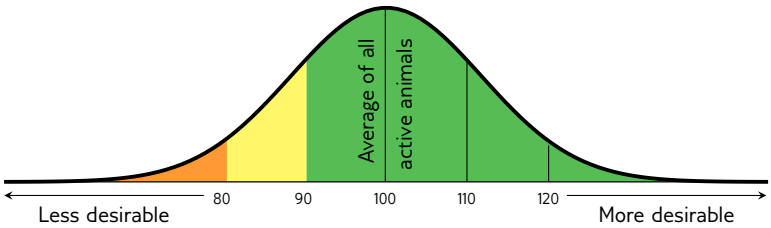

Average between 90 and 110

(Acceptable between 80 and 120)

© Compiled by the South African Stud Book and Livestock Improvement Association

All Pedigree- and Performance Data is as recorded on LOGIX on 13 September 2024

LOT 11A

BULL

KVS 210282

KLEYNHANSVELDE KVS210282

Herd Book	SP
Birth date	2021-11-05
Age	2y 10m
Inbreeding	0%
DNA	U18510U029

KVS 180430
KLEYNHANSVELDE KVS180430
Wean Mat. 101

KVS 130164
KLEYNHANSVELDE KVS130164
Wean Mat. 97

KVS 100241
KLEYNHANSVELDE KVS100241

KVS 110065
KLEYNHANSVELDE KVS110065
Age 9y | Avg. WI 93
Calves 3 | Weaned 1

KVS 130108
KLEYNHANSVELDE KVS130108
Age 11y | AFC 38m | ICP 442d
Calves 6 | Weaned 2 | Wean Mat. 101
Avg. WI 102 | Wean Mat. 101

KVS 060122
KLEYNHANSVELDE 06 122

KVS 080233
KLEYNHANSVELDE 08 233
Age 12y | Avg. WI 93
Calves 5 | Weaned 2

Parentage	Sire	Dam
DNA	✔	
Genomic		

KVS 160243
KLEYNHANSVELDE KVS160243
Age 7y | AFC 35m | ICP 389d
Calves 5 | Weaned 3 | Wean Mat. 120
Avg. WI 103 | CCB - | CCW -
Calvings: 19-09, 20-10, 21-11, 22-11, 23-12

***MS**
*MULTIPLE *SIRE*
Wean Mat. -

KVS 120090
KLEYNHANSVELDE KVS120090
Age 12y | AFC 36m | ICP 476d
Calves 5 | Weaned 1 | Wean Mat. 105
Avg. WI 98 | Wean Mat. 105

J 070011
JADUP 07 11

KVS 090128 P
KLEYNHANSVELDE KVS090128
Age 11y | Avg. WI 115
Calves 4 | Weaned 1

DIE ERIKA KLEYNHANS TRUST
Kroonstad, Free State
kvs@gcs.co.za
POSBUS 7027,,KROONPARK, 9502

COW VALUE	111
103	Calving Ease Value
96	Calf Growth Value
111	Milk Value
100	Maintenance Value
119	Fertility Value
GROWTH VALUE	105
CARCASS VALUE	98
PRODUCTION VALUE	109

LOGIX EBV Analysis 2024-08-19

Calf and Mother				Fertility			
Birth Dir.	Birth Mat.	Wean Dir.	Wean Mat.	Scr. Circ.	Heifer Fert.	Cow Fert.	Longev.
104	96	96	111	107	114	112	117
34%	21%	62%	41%	30%	36%	22%	39%

Post-Wean Growth			Frame			Carcass		
Post Wean	ADG	FCR	Mature Weight	Height	Length	EMA	Fat	Mar
100	105	101	97	98	99	105	79	85
23%	27%	17%	11%	30%	29%	23%	21%	20%

Myostatin	
Q204X	Not Tested
NT821	Not Tested
F94L	Not Tested

Birth Weight	205D Weight	365D Weight	540D Weight	ADG Index	FCR Index	Scrotum	LH
-	237kg | *94 (23)*	-	-	-	-	-	-

SELLER REMARKS: Skrotum 36cm

LOT 28A

BULL

KVS 210353

KLEYNHANSVELDE KVS210353

Herd Book	SP
Birth date	2021-12-07
Age	2y 9m
Inbreeding	0%
DNA	U18510U036

KT 170002
KOCHBO ZORO
Wean Mat. 118

BR 140011 P
BREEDE ALONSO
Wean Mat. 113

VV 110075
VALLEYVENTURE VV110075

VV 120069
VALLEYVENTURE VV120069
Age 9y | Avg. WI 95
Calves 7 | Weaned 2

KT 140022 HH
KOCHBO KT140022
Age 10y | AFC 32m | ICP 375d
Calves 8 | Weaned 7 | Wean Mat. 123
Avg. WI 109 | Wean Mat. 123

VV 100150
VALLEYVENTURE VV100150

LL 110072
LOCKLORE LL110072
Age 4y | Avg. WI -
Calves 2 | Weaned -

Parentage	Sire	Dam
DNA	✔	
Genomic		

KVS 150150
KLEYNHANSVELDE KVS150150
Age 8y | AFC 35m | ICP 480d
Calves 5 | Weaned 2 | Wean Mat. 128
Avg. WI 116 | CCB - | CCW -
Calvings: 18-09, 19-12, 21-12, 22-12, 23-12

***MS**
*MULTIPLE *SIRE*
Wean Mat. -

KVS 090128 P
KLEYNHANSVELDE KVS090128
Age 11y | AFC 38m | ICP 384d
Calves 4 | Weaned 1 | Wean Mat. 122
Avg. WI 115 | Wean Mat. 122

KVS 040082
KLEYNHANSVELDE 04 82

KVS 980125
KLEYNHANSVELDE 98 125
Age 12y | Avg. WI 104
Calves 10 | Weaned 5

DIE ERIKA KLEYNHANS TRUST
Kroonstad, Free State
kvs@gcs.co.za
POSBUS 7027,,KROONPARK, 9502

COW VALUE	115
88	Calving Ease Value
110	Calf Growth Value
123	Milk Value
91	Maintenance Value
106	Fertility Value
GROWTH VALUE	103
CARCASS VALUE	106
PRODUCTION VALUE	112

LOGIX EBV Analysis 2024-08-19

Calf and Mother				Fertility			
Birth Dir.	Birth Mat.	Wean Dir.	Wean Mat.	Scr. Circ.	Heifer Fert.	Cow Fert.	Longev.
87	108	110	123	103	105	107	97
49%	31%	64%	40%	32%	37%	20%	43%

Post-Wean Growth			Frame			Carcass		
Post Wean	ADG	FCR	Mature Weight	Height	Length	EMA	Fat	Mar
106	106	102	107	111	110	113	94	89
20%	28%	9%	10%	32%	31%	19%	17%	17%

Myostatin	
Q204X	Not Tested
NT821	Not Tested
F94L	Not Tested

Birth Weight	205D Weight	365D Weight	540D Weight	ADG Index	FCR Index	Scrotum	LH
-	270kg | *109 (23)*	-	-	-	-	-	-

SELLER REMARKS: Skrotum 41cm

© Compiled by the South African Stud Book and Livestock Improvement Association
All Pedigree- and Performance Data is as recorded on LOGIX on 13 September 2024

Dier Info				Actual Values						Expected Breeding Values											Indices			Dam		
LOT	Animal ID	Sex	SEC	Birth Wt (kg)	205d Wt (kg)	CCB *Ratio*	CCW *Ratio*	Length Height *Ratio*	Scr. Circ. *(mm)*	Birth Dir (kg)	Birth Mat (kg)	Wean Dir (kg)	Wean Mat (kg)	Post Wean (kg)	Mature Weight. (kg)	ADG (g/d)	FCR (kg:kg)	Scr. Circ. (mm)	Height. (mm)	Length (mm)	Wean	ADG	Scr. Circ.	Avg. Wean Index	Nr. Calves	Repr. Index
			Breed Average							1.13	-0.11	10.7	0.9	15	14	52		8.3	8.0	15.0						
			Auction Average	-	254	-	-	-	-	1.51	-0.18	12.1	5.8	20	15	74	-12	11.2	10	20	102	-	105	110	5.0	98
11A	KVS 210282	M	SP	-	237	-	-	-	-	0.82	0.02	8.9	4.0	17.1	11.1	72	-11	12.3	7	14	94	-	107	103	5	105
28A	KVS 210353	M	SP	-	270	-	-	-	-	2.20	-0.38	15.3	7.5	22.3	19.6	76	-12	10	14	25	109	-	103	116	5	91

© Compiled by the South African Stud Book and Livestock Improvement Association
All Breeding Values and Performance Data is as recorded on LOGIX on 13 September 2024

EXPLANATION OF CATALOGUE ABBREVIATIONS / VERDUIDELIKING VAN KATALOGUS AFKORTINGS

Lot Number	LOT	LOT	Lot Nommer
Estimated breeding value	EBV	EBV	Beraamde teelwaarde
Parentage verification	Parentage	Ouerskap	Ouerskap verifikasie
Age in years	AGE	OUD.	Ouderdom in jaar
Age at First Calving	AFC	OEK	Ouderdom met Eerst Kalwing
Intercalving Period	ICP	TKP	Tussen-Kalf Periode
Number of calvings	Calvings	Kalwings	Aantal kalwings
Number of calves weaned	Weaned	Gespeen	Aantal kalwers gespeen
Average Wean index	Avg. WI	Gem. SI	Gemiddelde speen indeks
Animal identification number	ID	ID	Dier se identifikasie nommer
Herd Book Section	SEC	AFD	Kuddeboek Afdeling
Herd Book Section: Pending Registration	PEN	PEN	Kuddeboek Afdeling: Wag vir Registrasie
Herd Book Section: Not for Registration	NFR	NFR	Kuddeboek Afdeling: Nie vir Registrasie
Herd Book Section: Foundation Generation	FO	FO	Kuddeboek Afdeling: Fondasie Generasie
Herd Book Section: Appendix A	A	A	Kuddeboek Afdeling: Aanhangsel A
Herd Book Section: Appendix B	B	B	Kuddeboek Afdeling: Aanhangsel B
Herd Book Section: Studbook Proper, a registered animal	SP	SP	Kuddeboek Afdeling: Studbook Proper, 'n geregistreerde dier
Genomically Tested	GT	GT	Genomies Getoets
Homozygous Horned (Celtic test)	HH(c)	HH(c)	Homosigoties horings (Celtic toets)
Homozygous Polled (Celtic test)	PP(c)	PP(c)	Homosigotiets Poena (Celtic toets)
Heterozygous Polled (Celtic test)	Pp(c)	Pp(c)	Heterosigoties Poena (Celtic toets)
Phenotypically Polled	P	P	Fenotipies Poena
Birth Direct breeding value	Birth Dir.	Geb. Dir	Geboorte Direk teelwaarde
Wean Direct breeding value	Wean Dir.	Spn. Dir.	Speen Direk teelwaarde
Wean Maternal breeding value	Wean Mat.	SPn. Mat.	Speen Maternaal teelwaarde
Scrotal Circumference	Scr. Circ.	Skr. Omt.	Skrotum omtrek
Heifer Fertility	Heifer Fert.	Vers Vrugb.	Vers Vrugbaarheid
Cow Fertility	Cow Fert.	Koei Vrugb.	Koei Vrugbaarheid
Longevity	Longev.	Lankl.	Lanklewendheid
Mature Weight	Mat. Wt.	Volw. Gewig	Volwasse gewig
Average Daily Gain (g/day)	ADG	GDT	Gemiddelde Daaglikse Toename
Feed Conversion Ratio (kg:kg)	FCR	VOV	Voeromset Verhouding
Eye Muscle Area	EMA	OSO	Oogspier grootte
Backfat Thickness	Fat	Vet	Rugvet Diepte
Marbeling (intra-muscular fat)	Mar	Mar	Marmering (binne-spierse vet)
Actual Birth weight	Birth Wt.	Geb. gewig	Werklike Geboorte gewig
205-day Dam-age corrected weight	205d Wt.	205d gewig	205-dag Moeder-ouderdom gekorrigeerde gewig
365-day weight index	365D Index	365D Indeks	365-dae gewig indeks
540-day weight index	540D Index	540D Indeks	540-dae gewig indeks
Length-Height ratio	LH	LH	Lengte-Hoogte Verhouding
Cow-Calf Birth Ratio	CCG	KKG	Koei-Kalf Geboorte Verhouding
Cow-Calf Wean Ratio	CCW	KKS	Koei-Kalf Speen Verhouding
Average Weaning Index	Avg. WI	Gem. SI	Gemiddelde speen indeks
Number of Calves	Nr. Calves	Aant. Kalw.	Aantal kalwers
Reproduction Index	Repr. Index	Repr. Indeks	Reproduksie indeks
Animal sex: M - Male, F - Female	M / F	M / V	Dier geslag: M - Manlik, V - Vroulik

© Compiled by the South African Stud Book and Livestock Improvement Association