AMPTELIKE VEILINGSKATALOGUS VIR / OFFICIAL AUCTION CATALOGUE FOR

VAN JAARSVELD & KRUGER GLEN BONSMARA

Veilingsdatum / Auction Date:
07 February 2025

Data soos op / Data as on:
07 January 2025

BONSMARA SA

SA STAMBOEK STUD BOOK

SALES UNDER AUSPICES OF BONSMARA SA

Bonsmara stud breeding is subject to the stipulations of the Livestock Improvement Act and conforms to the standards of Bonsmara SA. The Society therefore has the right to implement certain controls to ensure the accuracy of information regarding Parentage, Performance and Estimated Breeding Values.

Information regarding Parentage, Performance and Estimated Breeding Values of animals, as supplied by the breeder, have been verified and compared to the official database of LOGIX BEEF. Bonsmara SA therefore, confirms the accuracy of such information.

To the knowledge of the Society these controls have been carried out accurately. However, the Society does not take any responsibility for incorrect information through printing errors or incorrect information provided by the breeder.

Animals on such sales have been visually screened by Inspectors of Bonsmara SA and comply with the Bonsmara Minimum Breed Standards as stipulated by the Society.

The Society DOES NOT have any control over:

- Immunization and health status of animals
- Pregnancy status of cows and heifers
- Suitability of a bull for breeding
- Fertility status as well as venereal diseases and
- Commercial animals

Since the above is not classified as information regarding Parentage, Performance and Estimated Breeding Values, it DOES NOT fall within the jurisdiction of the meaning "Under the Auspices of Bonsmara SA".

VEILINGS ONDER BESKERMING VAN BONSMARA SA

Bonsmara stoetteling wat onderhewig is aan die bepalings van die Veeverbeteringswet, vind plaas onder die vaandel van Bonsmara SA. Daarom behou die Genootskap hom die reg voor om kontroles volgens bepaalde prosedures uit te oefen ten opsigte van Ouerskap inligting, Prestasiedata en Beraamde Teelwaardes.

Ouerskap inligting, Prestasiedata en Beraamde Teelwaardes soos deur die teler voorsien vir die doel van hierdie katalogus, is gekontroleer en vergelyk met die amptelike databasis soos gehou deur LOGIX BEEF. Bonsmara SA bevestig dus die korrektheid van sodanige inligting.

Alhoewel die kontroles na die beste wete van die Genootskap gedoen is, kan die Genootskap egter nie verantwoordelik gehou word vir foutiewe inligting as gevolg van drukkersfoute of verkeerde inligting deur die telers verskaf nie.

Diere wat op hierdie veilings aangebied word, is onderwerp aan 'n proses van visuele inspeksie deur Keurders van Bonsmara SA en voldoen aan die Bonsmara Minimum Rasstandaarde soos bepaal deur die Genootskap.

Die Genootskap het egter GEEN beheer oor:

- Immunisering en gesondheidstatus van diere
- Dragtigheidstatus van koeie en verse
- Teelgeskiktheid van bulle
- Vrugbaarheidstatus, asook geslagsiektes en
- Kommersiële diere nie.

Aangesien bogenoemde nie val onder die bedoeling met Ouerskap inligting, Prestasiedata en Beraamde Teelwaardes nie, sorteer dit NIE onder die jurisdiksie van die bedoeling "Onder beskerming van Bonsmara SA" nie.

ANIMAL AND PEDIGREE INFORMATION

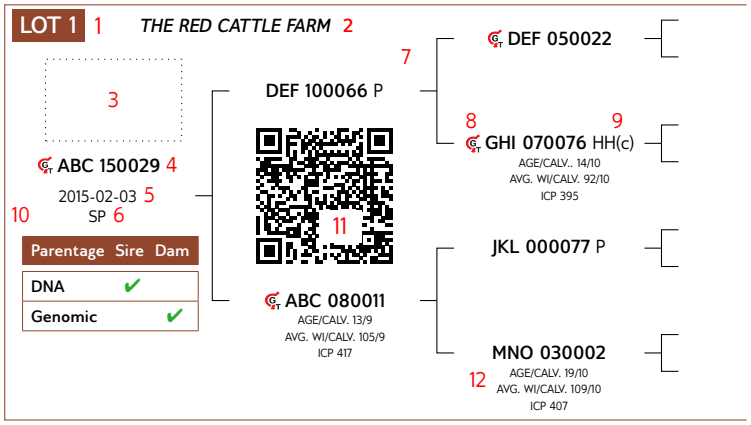

1. Lot Number
2. Owner of the animal
3. Herd's logo (if available)
4. Animal Identification Number
5. Birth date
6. Herd book section - NFR / PEN / F0 / A / B / SP
7. Four (4) generation pedigree
8. Genomic testing - it is indicated with the **GT** logo
9. Polled Status - the status will only be printed for animals that have been tested
10. Parentage Verification - a green tick (✔) indicates that the sire and/or dam has been verified via either microsatellite (DNA), or Genomic testing
11. QR Code - This code can be scanned with a smart device. It redirects to the animal's information on **www.SABeefBulls.com** where all information for the animal is available.
12. Dam information
    - Age and Number of Calvings
    - Average Wean Index and Number of Calves Weaned
    - Intercalving Period

MYOSTATIN STATUS

The animal's status, if tested for myostatin variants, is indicated as follows:

- Not Tested
- 0 - Normal
- 1 - Heterozygous / Carrier of Double-Muscling gene
- 2 - Homozygous / Double-Muscled

LOGIX SELECTION VALUES

Calving Ease Value	Weaner Calf Value	Fertility Value	Maintenance Value	Cow Value	Growth Value	Carcass Value
109	98	111	99	101	98	103
1	2	3	4	5	6	7



5 LOGIX Cow Value

Selection of:

- Fertile cows,
- with low maintenance,
- that calf easily,
- and wean heavy calves

1 Calving Ease Value	EBVs Birth Direct & Maternal
Calf Growth Value	EBV Wean Direct
3 Fertility Value	EBVs Cow & Heifer Fertility, EBV Longevity
Milk Value	EBV Wean Maternal
4 Maintenance Value	EBVs Mature weight & Milk



2 LOGIX Weaner Calf Value

Selection of:

- Heavier weaning weights,
- with more milk,
- but restricted birth weight

7 LOGIX Carcass Value

Selection for higher meat yield on carcass



6 LOGIX Growth Value

Selection of efficient growers on veld & in the feedlot

INTERPRETATION OF BREEDING VALUE INDICES

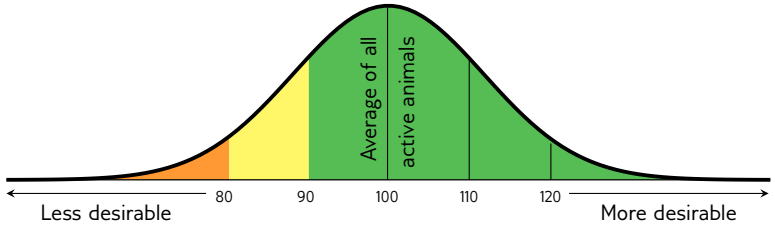

Average between 90 and 110

(Acceptable between 80 and 120)

EXPLANATION OF BREEDING VALUES AND SELECTION VALUES

		Traits		Description/Measurement	Goal	General Guidelines						
							<80	<90	90-110	>110	>120	
Selection Values	5	**Cow Value**	CV	Combination of Calving Ease, Calf Growth, Milk, Maintenance and Fertility Values (Rand-Value)	Profitable Cow	Loss						Profit
	1	**Calving Ease Value**	CEV	Risk for calving problems (calf too heavy) vs calf too small	Average birth weight	High						Low
		Calf Growth Value	CGrV	Calf's genetic ability for pre-weaning growth	Heavy weaner calf	Light						Heavy
		Milk Value	MlkV	Cow's genetic mothering and milking ability	Enough milk for the calf	Less						More
	4	**Maintenance Value**	MntV	Maintenance requirements of cow (cow weight and milk)	Low cow maintenance	High					*	Low
	3	**Fertility Value**	FertV	Fertility and retention of cows and heifers	Fertile cows	Low						High
	2	**Weaner Calf Value**	WnCV	Combination of calf's weight and cow's milk	Heavy weaner calves	Light						Heavy
	6	**Growth Value**	GV	Efficient growth on veld and in feedlot (Rand-value)	Profitable growth	Loss						Profit
	7	**Carcass Value**	VarcV	Meat on carcass (Weight and RTU EBVs)	More meat on the carcass	Less						More
		Production Value	PV	Combination of Cow- and Growth values (Rand-value)	Profitable animals	Loss						Profit
Cow & Heifer	8	**Birth Weight Direct**	BD	Birth weight (Calf's genetic ability)	Average birth weight	Heavy						Light
		Birth Weight Maternal	BM	Birth weight (Cow's genetic ability)	Easy calving	Heavy						Light
	9	**Weaning Weight Direct**	WD	Weaning weight (Calf's genetic ability)	Heavy weaner calves	Light						Heavy
	10	**Weaning Weight Maternal**	WM	Weaning weight (Cow's genetic ability)	Good mothers	Poor						Good
	18	**Mature Cow Weight**	MW	Cow weight at weaning of first three calves	Average mature cow weight	Light				*	*	Heavy
		Cow-Calf Birth	CCB	EBV Birth Direct / EBV Mature Cow weight	Average	Low						High
		Cow-Calf Wean	CCW	EBV Wean Direct / EBV Mature Cow weight	High calf-cow ratio	Low						High
Fertility	12	**Heifer Fertility**	HF	Age at first calving	Fertile heifers	Less						More
	13	**Cow Fertility**	CF.E	First 3 inter-calving periods (ICPs)	Fertile cows	Less						More
	11	**Scrotal Circumference**	SC	Scrotal circumference as measured during the growth test	Fertile bulls	Less						More
	14	**Longevity**	LG	Retention of progeny	Acceptable progeny	Poor						Good
Growth & Frame	15	**Post-Wean Weight**	PWn	12- and 18 month weights	Good post-wean growth	Low					*	High
	16	**Average Daily Gain**	ADG	Average daily gain	Good growth	Poor						Good
	17	**Feed Conversion Ratio**	FCR	100g feed intake / g weight gain	Feed efficiency	Poor						Good
		Final Test Weight	FW	Final weight in the growth test	Heavy carcass	Light					*	Heavy
	19	**Height**	H	Shoulder / Hip height in growth test	Average height	Short						Tall
	20	**Length**	L	Length in growth test	Longer for more muscle	Short						Long
	24	**Length-Height Ratio**	LH	EBV Length / EBV Height	Longer rather than tall	<1						>1
Carcass	21	**Eye Muscle Area**	EMA	RTU measured eye muscle area	Bigger steaks	Small						Big
	22	**Fat Thickness**	Fat	RTU measured P8 backfat thickness	Carcass quality	Thin						Thick
	23	**Marbling**	Mar	RTU measured % of intra-muscular fat	Juicy meat	Low						High
		Dressing Percentage	D%	Carcass weight / Live weight	High dressing percentage	Low						High

* Determined by own selection goal

GENETIC VALUES - BUILDING BLOCKS

Calf and Mother			Fertility				Post-Wean Growth			Frame			Carcass		
Birth Dir.	Wean Dir.	Wean Mat.	Scrot. Circ.	Heifer Fert.	Cow Fert.	Longev.	Post Wean	ADG	FCR	Mature Weight	Height	Length	EMA	Fat	Mar
99	99	90	97	75	92	85	100	94	93	92	123	110	104	100	79
8	9	10	11	12	13	14	15	16	17	18	19	20	21	22	23

The Logix Selection Values are compiled of specific genetic building blocks, as indicated in the selection value descriptions on the previous page. These genetic building blocks are indicated in the catalogue by their Breeding Value Indices.

PHENOTYPIC VALUES

Wean Index	365D Index	540D Index	ADG Index	FCR Index	Scrotum	LH
109	104	105	122	117	327	1.22
			16	17	11	24

- Wean, 365D, 504D, ADG and FCR Indices - phenotypic index obtained within the animal's contemporary group
- Scrotum - adjusted scrotal circumference, in mm, as measured during the growth test
- Length-Height Ratio (LH) - the animal's length / height ratio as measured during the growth test

© Compiled by the South African Stud Book and Livestock Improvement Association
All Pedigree- and Performance Data has been certified as correct

BULLS

LOT 1 — *VAN JAARSVELD BONSMARAS*

VJ 210070
2021-10-28
SP

Parentage	Sire	Dam
DNA	✔	
Genomic		

- LMR 170022
  - LAR 120383
    - MMJ 060226
    - LAR 080245 — AGE/CALV. 16/12, AVG. WI/CALV. 103/11
  - LMR 120115 — AGE/CALV. 12/10, AVG. WI/CALV. 100/9, ICP 369
    - LMR 080104 Pp(c)
    - LMR 050177 — AGE/CALV. 13/9, AVG. WI/CALV. 97/10
- WAT 090403 — AGE/CALV. 14/8, AVG. WI/CALV. 99/8, ICP 469
  - WAT 060066
    - WAT 030009
    - WAT 030083 — AGE/CALV. 14/9, AVG. WI/CALV. 102/9
  - WAT 060320 — AGE/CALV. 11/9, AVG. WI/CALV. 104/7, ICP 356
    - BEI 950156
    - WAT 010051 — AGE/CALV. 13/11, AVG. WI/CALV. 100/10

Calving Ease Value	Weaner Calf Value	Fertility Value	Maintenance Value	Cow Value	Growth Value	Carcass Value
100	102	99	91	100	107	106

Calf and Mother			Fertility				Post-Wean Growth			Frame			Carcass		
Birth Dir.	Wean Dir.	Wean Mat.	Scr. Circ.	Heifer Fert.	Cow Fert.	Longev.	Post Wean	ADG	FCR	Mature Weight	Height	Length	EMA	Fat	Mar
102	102	104	90	95	105	90	101	106	105	108	113	110	108	96	105

Wean Index	365D Index	540D Index	ADG Index	FCR Index	Scrotum	LH
103	-	-	98	-	312	1.22

Myostatin	
Q204X	0
NT821	0
F94L	Not Tested

REMARKS: Baie veilige versbul, gebruik in stoet

LOGIX EBV Analysis: 2024-12-22

LOT 2 — *KRUGER GLEN BONSMARAS*

GLK 220011
2022-09-28
SP

Parentage	Sire	Dam
DNA		
Genomic		

- HP 180246
  - V 120268
    - V 090260
    - V 050051 — AGE/CALV. 11/9, AVG. WI/CALV. 103/10
  - HP 050022 — AGE/CALV. 15/12, AVG. WI/CALV. 104/12, ICP 388
    - HP 010080
    - HP 970108 — AGE/CALV. 15/13, AVG. WI/CALV. 101/13
- WAT 140124 — AGE/CALV. 10/8, AVG. WI/CALV. 104/8, ICP 360
  - JRB 080018
    - JRB 010075
    - JRB 020213 — AGE/CALV. 10/6, AVG. WI/CALV. 99/6
  - WAT 110340 — AGE/CALV. 11/10, AVG. WI/CALV. 99/9, ICP 367
    - WAT 080173
    - WAT 040285 — AGE/CALV. 7/5, AVG. WI/CALV. 88/5

Calving Ease Value	Weaner Calf Value	Fertility Value	Maintenance Value	Cow Value	Growth Value	Carcass Value
81	115	113	80	113	107	113

Calf and Mother			Fertility				Post-Wean Growth			Frame			Carcass		
Birth Dir.	Wean Dir.	Wean Mat.	Scr. Circ.	Heifer Fert.	Cow Fert.	Longev.	Post Wean	ADG	FCR	Mature Weight	Height	Length	EMA	Fat	Mar
74	114	114	99	106	119	104	120	117	119	123	96	100	127	99	88

Wean Index	365D Index	540D Index	ADG Index	FCR Index	Scrotum	LH
110	-	-	107	-	344	1.21

Myostatin	
Q204X	Not Tested
NT821	Not Tested
F94L	Not Tested

REMARKS:

LOGIX EBV Analysis: 2024-12-22

LOT 3 — *VAN JAARSVELD BONSMARAS*

VJ 220012
2022-08-22
B

Parentage	Sire	Dam
DNA	✔	
Genomic		

- CEF 140311 HH(c)
  - CEF 120367
    - AG 070433
    - CEF 080218 — AGE/CALV. 9/6, AVG. WI/CALV. 103/6
  - CEF 080047 — AGE/CALV. 14/11, AVG. WI/CALV. 96/12, ICP 383
    - VV 040046 HH(c)
    - CEF 020113 — AGE/CALV. 13/11, AVG. WI/CALV. 102/10
- VJ 170302 — AGE/CALV. 8/3, AVG. WI/CALV. 103/3, ICP 485

Calving Ease Value	Weaner Calf Value	Fertility Value	Maintenance Value	Cow Value	Growth Value	Carcass Value
95	114	114	100	114	95	59

Calf and Mother			Fertility				Post-Wean Growth			Frame			Carcass		
Birth Dir.	Wean Dir.	Wean Mat.	Scr. Circ.	Heifer Fert.	Cow Fert.	Longev.	Post Wean	ADG	FCR	Mature Weight	Height	Length	EMA	Fat	Mar
92	119	78	109	115	111	111	106	102	98	99	88	100	114	67	58

Wean Index	365D Index	540D Index	ADG Index	FCR Index	Scrotum	LH
92	-	-	106	-	355	1.25

Myostatin	
Q204X	0
NT821	Not Tested
F94L	Not Tested

REMARKS: Kalwingsgemak

LOGIX EBV Analysis: 2024-12-22

BULLE

LOT 4 *VAN JAARSVELD BONSMARAS*

VJ 220066
2022-11-20
B

Ouerskap	Vaar	Moer
DNS		
Genomies		

LMR 170022
- LAR 120383
  - MMJ 060226
  - LAR 080245 (OUD/KALW. 16/12, GEM. SI/KALW. 103/11)
- LMR 120115 (OUD/KALW. 12/10, GEM. SI/KALW. 100/9, TKP 369)
  - LMR 080104 Pp(c)
  - LMR 050177 (OUD/KALW. 13/9, GEM. SI/KALW. 97/10)

VJ 170255 (OUD/KALW. 8/2, GEM. SI/KALW. 108/2, TKP 393)

Geboortegemak Waarde	Speenkalf Waarde	Vrugbaarheids-waarde	Onderhouds-waarde	Koeiwaarde	Groei-waarde	Karkas-waarde
97	126	111	116	119	86	57

Kalf en Moeder			Vrugbaarheid				Na-Speen Groei			Raam			Karkas		
Geb. Dir.	Spn. Dir.	Spn. Mat.	Skr. Omtr.	Vers Vrugb.	Koei Vrugb.	Lankl.	Na-Speen	GDT	VOV	Volw. Gewig	Hoogte	Lengte	OSO	Vet	Mar
94	117	90	94	112	105	113	94	81	76	86	78	85	95	60	58

Spn. Indeks	365D Indeks	540D Indeks	GDT Indeks	VOV Indeks	Skrotum	LH
106	-	-	92	-	331	1.19

Miostatien	
Q204X	0
NT821	0
F94L	Nie Getoets

OPMERKINGS: Kalwingsgemak

LOGIX EBV Analise: 2024-12-22

LOT 5 *KRUGER GLEN BONSMARAS*

GLK 220026
2022-10-04
SP

Ouerskap	Vaar	Moer
DNS		
Genomies		

WAT 190068
- WAT 170167
  - WAT 150066
  - WAT 150301 (OUD/KALW. 7/5, GEM. SI/KALW. 98/5)
- WAT 170070 (OUD/KALW. 7/5, GEM. SI/KALW. 102/5, TKP 370)
  - BG 110085
  - WAT 130123 (OUD/KALW. 5/3, GEM. SI/KALW. 96/2)

WAT 140282 (OUD/KALW. 10/7, GEM. SI/KALW. 98/7, TKP 363)
- FCT 110002
  - FCT 080218
  - FCT 080040 (OUD/KALW. 5/3, GEM. SI/KALW. 97/3)
- WAT 090282 (OUD/KALW. 9/7, GEM. SI/KALW. 105/6, TKP 406)
  - FCT 990022
  - WAT 040087 (OUD/KALW. 8/5, GEM. SI/KALW. 92/4)

Geboortegemak Waarde	Speenkalf Waarde	Vrugbaarheids-waarde	Onderhouds-waarde	Koeiwaarde	Groei-waarde	Karkas-waarde
95	100	106	96	103	96	97

Kalf en Moeder			Vrugbaarheid				Na-Speen Groei			Raam			Karkas		
Geb. Dir.	Spn. Dir.	Spn. Mat.	Skr. Omtr.	Vers Vrugb.	Koei Vrugb.	Lankl.	Na-Speen	GDT	VOV	Volw. Gewig	Hoogte	Lengte	OSO	Vet	Mar
94	101	103	100	101	109	104	104	103	109	103	99	92	100	64	129

Spn. Indeks	365D Indeks	540D Indeks	GDT Indeks	VOV Indeks	Skrotum	LH
100	-	-	103	-	361	1.19

Miostatien	
Q204X	0
NT821	0
F94L	0

OPMERKINGS: Het op verse gebruik in stoet

LOGIX EBV Analise: 2024-12-22

LOT 6 *KRUGER GLEN BONSMARAS*

GLK 220035
2022-10-06
SP

Ouerskap	Vaar	Moer
DNS		
Genomies		

WAT 190068
- WAT 170167
  - WAT 150066
  - WAT 150301 (OUD/KALW. 7/5, GEM. SI/KALW. 98/5)
- WAT 170070 (OUD/KALW. 7/5, GEM. SI/KALW. 102/5, TKP 370)
  - BG 110085
  - WAT 130123 (OUD/KALW. 5/3, GEM. SI/KALW. 96/2)

WAT 130109 (OUD/KALW. 11/8, GEM. SI/KALW. 105/8, TKP 368)
- WAT 110213
  - WAT 090280
  - WAT 090186 (OUD/KALW. 4/2, GEM. SI/KALW. 98/2)
- WAT 100347 (OUD/KALW. 7/6, GEM. SI/KALW. 94/5, TKP 369)
  - FCT 050127
  - WAT 060096 (OUD/KALW. 13/11, GEM. SI/KALW. 101/11)

Geboortegemak Waarde	Speenkalf Waarde	Vrugbaarheids-waarde	Onderhouds-waarde	Koeiwaarde	Groei-waarde	Karkas-waarde
107	100	103	87	103	103	103

Kalf en Moeder			Vrugbaarheid				Na-Speen Groei			Raam			Karkas		
Geb. Dir.	Spn. Dir.	Spn. Mat.	Skr. Omtr.	Vers Vrugb.	Koei Vrugb.	Lankl.	Na-Speen	GDT	VOV	Volw. Gewig	Hoogte	Lengte	OSO	Vet	Mar
104	101	101	126	102	105	100	107	106	105	114	117	113	101	84	118

Spn. Indeks	365D Indeks	540D Indeks	GDT Indeks	VOV Indeks	Skrotum	LH
111	-	-	106	-	392	1.26

Miostatien	
Q204X	0
NT821	0
F94L	0

OPMERKINGS: Het op verse gebruik in stoet

LOGIX EBV Analise: 2024-12-22

BULLS

LOT 7 — *VAN JAARSVELD BONSMARAS*

VJ 220077
2022-11-25
SP

Parentage	Sire	Dam
DNA		
Genomic		

- CEF 140311 HH(c)
  - CEF 120367
    - AG 070433
    - CEF 080218 — AGE/CALV. 9/6, AVG. WI/CALV. 103/6
  - CEF 080047 — AGE/CALV. 14/11, AVG. WI/CALV. 96/12, ICP 383
    - VV 040046 HH(c)
    - CEF 020113 — AGE/CALV. 13/11, AVG. WI/CALV. 102/10
- VJ 180027 — AGE/CALV. 6/2, AVG. WI/CALV. 103/2, ICP 698
  - AG 100008
    - AG 060481
    - AG 970106 — AGE/CALV. 15/13, AVG. WI/CALV. 95/12
  - WAT 130046 — AGE/CALV. 8/5, AVG. WI/CALV. 109/5, ICP 426
    - WAT 050342
    - WAT 090352 — AGE/CALV. 12/9, AVG. WI/CALV. 106/9

Calving Ease Value	Weaner Calf Value	Fertility Value	Maintenance Value	Cow Value	Growth Value	Carcass Value
106	115	102	86	109	125	117

Calf and Mother			Fertility				Post-Wean Growth			Frame			Carcass		
Birth Dir.	Wean Dir.	Wean Mat.	Scr. Circ.	Heifer Fert.	Cow Fert.	Longev.	Post Wean	ADG	FCR	Mature Weight	Height	Length	EMA	Fat	Mar
102	114	94	121	102	102	98	122	132	127	116	103	114	146	107	99

Wean Index	365D Index	540D Index	ADG Index	FCR Index	Scrotum	LH
112	-	-	116	-	340	1.18

Myostatin	
Q204X	1
NT821	0
F94L	Not Tested

REMARKS:

LOGIX EBV Analysis: 2024-12-22

LOT 8 — *VAN JAARSVELD BONSMARAS*

VJ 220088
2022-12-08
SP

Parentage	Sire	Dam
DNA		
Genomic		

- VJ 190037
  - WAT 160153
    - WAT 060071
    - WAT 110223 — AGE/CALV. 11/8, AVG. WI/CALV. 110/7
  - VV 120004 — AGE/CALV. 12/8, AVG. WI/CALV. 101/8, ICP 448
    - AG 080204
    - VV 080085 — AGE/CALV. 4/2, AVG. WI/CALV. 92/2
- VJ 200003 — AGE/CALV. 5/2, AVG. WI/CALV. 113/2, ICP 457
  - LMR 150024
    - AG 100008
    - LMR 110377 — AGE/CALV. 12/7, AVG. WI/CALV. 101/3
  - VJ 170044 — AGE/CALV. 3/2, AVG. WI/CALV. 96/2, ICP 340
    - WAT 120231
    - DZT 150092 — AGE/CALV. 8/6, AVG. WI/CALV. 100/6

Calving Ease Value	Weaner Calf Value	Fertility Value	Maintenance Value	Cow Value	Growth Value	Carcass Value
100	108	101	90	105	109	106

Calf and Mother			Fertility				Post-Wean Growth			Frame			Carcass		
Birth Dir.	Wean Dir.	Wean Mat.	Scr. Circ.	Heifer Fert.	Cow Fert.	Longev.	Post Wean	ADG	FCR	Mature Weight	Height	Length	EMA	Fat	Mar
101	106	105	103	100	104	91	109	106	105	110	106	111	108	99	103

Wean Index	365D Index	540D Index	ADG Index	FCR Index	Scrotum	LH
114	-	-	93	-	329	1.23

Myostatin	
Q204X	0
NT821	0
F94L	Not Tested

REMARKS: All Rounder

LOGIX EBV Analysis: 2024-12-22

LOT 9 — *KRUGER GLEN BONSMARAS*

GLK 220013
2022-09-30
SP

Parentage	Sire	Dam
DNA		
Genomic		

- WAT 170502
  - FCT 110002
    - FCT 080218
    - FCT 080040 — AGE/CALV. 5/3, AVG. WI/CALV. 97/3
  - WAT 090324 — AGE/CALV. 8/6, AVG. WI/CALV. 95/5, ICP 376
    - JPL 060059
    - WAT 040168 — AGE/CALV. 8/5, AVG. WI/CALV. 97/4
- WAT 160228 — AGE/CALV. 8/6, AVG. WI/CALV. 100/6, ICP 363
  - WAT 140477
    - WAT 060355
    - WAT 050014 — AGE/CALV. 11/8, AVG. WI/CALV. 105/7
  - WAT 140322 — AGE/CALV. 10/7, AVG. WI/CALV. 100/6, ICP 395
    - WAT 070134
    - WAT 050090 — AGE/CALV. 12/11, AVG. WI/CALV. 105/9

Calving Ease Value	Weaner Calf Value	Fertility Value	Maintenance Value	Cow Value	Growth Value	Carcass Value
89	121	104	82	111	116	125

Calf and Mother			Fertility				Post-Wean Growth			Frame			Carcass		
Birth Dir.	Wean Dir.	Wean Mat.	Scr. Circ.	Heifer Fert.	Cow Fert.	Longev.	Post Wean	ADG	FCR	Mature Weight	Height	Length	EMA	Fat	Mar
88	119	105	122	94	110	107	125	124	122	120	123	124	129	128	115

Wean Index	365D Index	540D Index	ADG Index	FCR Index	Scrotum	LH
110	-	-	110	-	368	1.24

Myostatin	
Q204X	0
NT821	0
F94L	0

REMARKS:

LOGIX EBV Analysis: 2024-12-22

© Compiled by the South African Stud Book and Livestock Improvement Association
All Pedigree- and Performance Data has been certified as correct

BULLE

LOT 10 *KRUGER GLEN BONSMARAS*

GLK 220042
2022-10-10
SP

Ouerskap	Vaar	Moer
DNS		
Genomies		

- BG 180077 HH(c)
  - WAT 160153
    - WAT 060071
    - WAT 110223 (OUD/KALW. 11/8, GEM. SI/KALW. 110/7)
  - BG 160070 (OUD/KALW. 8/5, GEM. SI/KALW. 100/5, TKP 467)
    - BG 120124
    - CAB 070069 (OUD/KALW. 11/9, GEM. SI/KALW. 104/7)
- WAT 140101 (OUD/KALW. 8/7, GEM. SI/KALW. 103/7, TKP 368)
  - ZAK 100030
    - FCT 070243
    - ZAK 030055 (OUD/KALW. 13/11, GEM. SI/KALW. 102/11)
  - WAT 090075 (OUD/KALW. 11/9, GEM. SI/KALW. 98/9, TKP 418)
    - JPL 060059
    - WAT 050164 (OUD/KALW. 10/8, GEM. SI/KALW. 107/6)

Geboortegemak Waarde	Speenkalf Waarde	Vrugbaarheids-waarde	Onderhouds-waarde	Koeiwaarde	Groei-waarde	Karkas-waarde
89	99	105	104	101	94	98

Kalf en Moeder			Vrugbaarheid				Na-Speen Groei			Raam			Karkas		
Geb. Dir.	Spn. Dir.	Spn. Mat.	Skr. Omtr.	Vers Vrugb.	Koei Vrugb.	Lankl.	Na-Speen	GDT	VOV	Volw. Gewig	Hoogte	Lengte	OSO	Vet	Mar
91	96	112	141	108	101	103	105	97	98	93	100	108	83	73	105

Spn. Indeks	365D Indeks	540D Indeks	GDT Indeks	VOV Indeks	Skrotum	LH
91	-	-	100	-	420	1.27

Miostatien	
Q204X	0
NT821	0
F94L	0

OPMERKINGS:

LOGIX EBV Analise: 2024-12-22

LOT 11 *VAN JAARSVELD BONSMARAS*

VJ 220052
2022-11-10
B

Ouerskap	Vaar	Moer
DNS		
Genomies		

- HART170007 HH(c)
  - HART110058
    - HJS 030016
    - HART050004 (OUD/KALW. 10/9, GEM. SI/KALW. 111/8)
  - HART120216 HH(c) (OUD/KALW. 6/5, GEM. SI/KALW. 93/5, TKP 392)
    - HART090055 HH(c)
    - VV 060084 (OUD/KALW. 10/8, GEM. SI/KALW. 108/6)
- VJ 150137 (OUD/KALW. 10/2, GEM. SI/KALW. 106/2, TKP 382)

Geboortegemak Waarde	Speenkalf Waarde	Vrugbaarheids-waarde	Onderhouds-waarde	Koeiwaarde	Groei-waarde	Karkas-waarde
87	110	110	95	108	99	59

Kalf en Moeder			Vrugbaarheid				Na-Speen Groei			Raam			Karkas		
Geb. Dir.	Spn. Dir.	Spn. Mat.	Skr. Omtr.	Vers Vrugb.	Koei Vrugb.	Lankl.	Na-Speen	GDT	VOV	Volw. Gewig	Hoogte	Lengte	OSO	Vet	Mar
85	120	76	102	115	103	110	106	94	93	105	104	104	103	60	58

Spn. Indeks	365D Indeks	540D Indeks	GDT Indeks	VOV Indeks	Skrotum	LH
106	-	-	99	-	342	1.18

Miostatien	
Q204X	0
NT821	0
F94L	Nie Getoets

OPMERKINGS: Kalwingsgemak

LOGIX EBV Analise: 2024-12-22

LOT 12 *VAN JAARSVELD BONSMARAS*

BWJ 220109
2022-11-20
SP

Ouerskap	Vaar	Moer
DNS		
Genomies		

- BWJ 150014
  - VV 060294
    - VV 040014
    - VV 990390 (OUD/KALW. 13/11, GEM. SI/KALW. 106/11)
  - BWJ 020071 (OUD/KALW. 13/10, GEM. SI/KALW. 102/8, TKP 394)
    - LA 970064
    - BWJ 980029 (OUD/KALW. 13/10, GEM. SI/KALW. 107/9)
- BWJ 150109 (OUD/KALW. 9/6, GEM. SI/KALW. 104/4, TKP 367)
  - VV 110285
    - VV 090094
    - VV 090143 (OUD/KALW. 7/6, GEM. SI/KALW. 101/5)
  - BWJ 130121 (OUD/KALW. 5/3, GEM. SI/KALW. 105/3, TKP 468)
    - VV 080035
    - BWJ 080089 (OUD/KALW. 7/4, GEM. SI/KALW. 109/4)

Geboortegemak Waarde	Speenkalf Waarde	Vrugbaarheids-waarde	Onderhouds-waarde	Koeiwaarde	Groei-waarde	Karkas-waarde
108	106	111	93	112	111	107

Kalf en Moeder			Vrugbaarheid				Na-Speen Groei			Raam			Karkas		
Geb. Dir.	Spn. Dir.	Spn. Mat.	Skr. Omtr.	Vers Vrugb.	Koei Vrugb.	Lankl.	Na-Speen	GDT	VOV	Volw. Gewig	Hoogte	Lengte	OSO	Vet	Mar
105	102	102	107	106	113	111	107	111	108	106	108	110	104	110	100

Spn. Indeks	365D Indeks	540D Indeks	GDT Indeks	VOV Indeks	Skrotum	LH
117	-	-	106	-	342	1.18

Miostatien	
Q204X	0
NT821	0
F94L	Nie Getoets

OPMERKINGS: All Rounder

LOGIX EBV Analise: 2024-12-22

BULLS

LOT 13 *KRUGER GLEN BONSMARAS*

GLK 220025
2022-10-03
SP

Parentage	Sire	Dam
DNA		
Genomic		

- WAT 190261
  - BG 140124
    - BG 100148
    - CAB 080047 AGE/CALV. 7/4 AVG. WI/CALV. 103/3
  - WAT 110097 AGE/CALV. 10/8 AVG. WI/CALV. 103/8 ICP 423
    - WAT 090062
    - WAT 090275 AGE/CALV. 9/7 AVG. WI/CALV. 104/6
- WAT 160088 AGE/CALV. 8/7 AVG. WI/CALV. 98/6 ICP 355
  - WAT 140071
    - WAT 120105
    - WAT 120006 AGE/CALV. 9/7 AVG. WI/CALV. 104/6
  - WAT 140166 AGE/CALV. 10/8 AVG. WI/CALV. 103/7 ICP 426
    - WAT 070353
    - WAT 050164 AGE/CALV. 10/8 AVG. WI/CALV. 107/6

Calving Ease Value	Weaner Calf Value	Fertility Value	Maintenance Value	Cow Value	Growth Value	Carcass Value
83	121	103	75	108	130	127

Calf and Mother			Fertility				Post-Wean Growth			Frame			Carcass		
Birth Dir.	Wean Dir.	Wean Mat.	Scr. Circ.	Heifer Fert.	Cow Fert.	Longev.	Post Wean	ADG	FCR	Mature Weight	Height	Length	EMA	Fat	Mar
84	122	102	112	100	105	102	132	139	124	130	115	122	106	102	125

Wean Index	365D Index	540D Index	ADG Index	FCR Index	Scrotum	LH
103	-	-	106	-	339	1.25

Myostatin	
Q204X	0
NT821	0
F94L	0

REMARKS:

LOGIX EBV Analysis: 2024-12-22

LOT 14 *KRUGER GLEN BONSMARAS*

GLK 220063
2022-10-21
SP

Parentage	Sire	Dam
DNA		
Genomic		

- WAT 190069
  - WAT 170190
    - WAT 150074
    - WAT 140401 AGE/CALV. 10/7 AVG. WI/CALV. 105/7
  - WAT 170563 AGE/CALV. 5/4 AVG. WI/CALV. 100/4 ICP 385
    - BG 110107
    - WAT 130066 AGE/CALV. 11/8 AVG. WI/CALV. 104/8
- WAT 110237 AGE/CALV. 11/9 AVG. WI/CALV. 108/7 ICP 404
  - WAT 080173
    - WAT 000200
    - WAT 020231 AGE/CALV. 14/12 AVG. WI/CALV. 101/10
  - WAT 050027 AGE/CALV. 11/9 AVG. WI/CALV. 103/8 ICP 374
    - RCO 970236
    - WAT 020221 AGE/CALV. 4/2 AVG. WI/CALV. 103/2

Calving Ease Value	Weaner Calf Value	Fertility Value	Maintenance Value	Cow Value	Growth Value	Carcass Value
100	116	113	94	119	120	116

Calf and Mother			Fertility				Post-Wean Growth			Frame			Carcass		
Birth Dir.	Wean Dir.	Wean Mat.	Scr. Circ.	Heifer Fert.	Cow Fert.	Longev.	Post Wean	ADG	FCR	Mature Weight	Height	Length	EMA	Fat	Mar
105	107	115	126	110	110	114	114	126	112	104	94	111	134	106	83

Wean Index	365D Index	540D Index	ADG Index	FCR Index	Scrotum	LH
102	-	-	96	-	365	1.27

Myostatin	
Q204X	Not Tested
NT821	Not Tested
F94L	Not Tested

REMARKS: Het op verse gebruik in stoet

LOGIX EBV Analysis: 2024-12-22

LOT 15 *VAN JAARSVELD BONSMARAS*

VJ 220022
2022-09-18
B

Parentage	Sire	Dam
DNA ✔		
Genomic		

- ABM 150145
  - MMJ 080153
    - RCO 980037
    - MMJ 060053 AGE/CALV. 4/3 AVG. WI/CALV. 101/3
  - CAM 070037 PH AGE/CALV. 14/9 AVG. WI/CALV. 105/9 ICP 411
    - DFP 020213
    - CAM 980317 AGE/CALV. 10/7 AVG. WI/CALV. 104/6
- VJ 170076 AGE/CALV. 8/2 AVG. WI/CALV. 101/2 ICP 677

Calving Ease Value	Weaner Calf Value	Fertility Value	Maintenance Value	Cow Value	Growth Value	Carcass Value
82	135	115	94	124	92	55

Calf and Mother			Fertility				Post-Wean Growth			Frame			Carcass		
Birth Dir.	Wean Dir.	Wean Mat.	Scr. Circ.	Heifer Fert.	Cow Fert.	Longev.	Post Wean	ADG	FCR	Mature Weight	Height	Length	EMA	Fat	Mar
67	137	79	95	116	111	112	116	89	91	107	93	100	86	60	58

Wean Index	365D Index	540D Index	ADG Index	FCR Index	Scrotum	LH
97	-	-	95	-	335	1.25

Myostatin	
Q204X	1
NT821	Not Tested
F94L	Not Tested

REMARKS: Speenkalf

LOGIX EBV Analysis: 2024-12-22

BULLE

LOT 16 *VAN JAARSVELD BONSMARAS*

VJ 220087
2022-12-08
SP

Ouerskap	Vaar	Moer
DNS		
Genomies		

- **VJ 190037**
  - **WAT 160153**
    - **WAT 060071**
    - **WAT 110223** OUD/KALW. 11/8 GEM. SI/KALW. 110/7
  - **VV 120004** OUD/KALW. 12/8 GEM. SI/KALW. 101/8 TKP 448
    - **AG 080204**
    - **VV 080085** OUD/KALW. 4/2 GEM. SI/KALW. 92/2
- **VJ 200001** OUD/KALW. 5/1 GEM. SI/KALW. 99/1 TKP -
  - **LMR 150024**
    - **AG 100008**
    - **LMR 110377** OUD/KALW. 12/7 GEM. SI/KALW. 101/3
  - **VV 170131** OUD/KALW. 6/3 GEM. SI/KALW. 102/3 TKP 327
    - **V 120268**
    - **VV 090269** OUD/KALW. 9/6 GEM. SI/KALW. 98/5

Geboortegemak Waarde	Speenkalf Waarde	Vrugbaarheids-waarde	Onderhouds-waarde	Koeiwaarde	Groei-waarde	Karkas-waarde
94	98	102	91	99	115	105

Kalf en Moeder			Vrugbaarheid				Na-Speen Groei			Raam			Karkas		
Geb. Dir.	Spn. Dir.	Spn. Mat.	Skr. Omtr.	Vers Vrugb.	Koei Vrugb.	Lankl.	Na-Speen	GDT	VOV	Volw. Gewig	Hoogte	Lengte	OSO	Vet	Mar
95	102	102	96	102	104	94	109	108	106	109	121	122	111	103	108

Spn. Indeks	365D Indeks	540D Indeks	GDT Indeks	VOV Indeks	Skrotum	LH
99	-	-	92	-	321	1.20

Miostatien	
Q204X	0
NT821	0
F94L	Nie Getoets

OPMERKINGS: All Rounder

LOGIX EBV Analise: 2024-12-22

LOT 17 *KRUGER GLEN BONSMARAS*

GLK 220110
2022-11-21
SP

Ouerskap	Vaar	Moer
DNS		
Genomies		

- **LAR 150147**
  - **BP 100017**
    - **WCS 060011**
    - **BP 070007** OUD/KALW. 11/7 GEM. SI/KALW. 104/6
  - **LAR 120385** OUD/KALW. 11/6 GEM. SI/KALW. 93/5 TKP 442
    - **LAR 100003**
    - **LAR 070388** OUD/KALW. 16/13 GEM. SI/KALW. 101/13
- **WAT 180009** OUD/KALW. 6/4 GEM. SI/KALW. 103/3 TKP 379
  - **WAT 140333**
    - **WAT 110153**
    - **WAT 100075** OUD/KALW. 10/7 GEM. SI/KALW. 106/6
  - **WAT 090274** OUD/KALW. 12/10 GEM. SI/KALW. 98/10 TKP 393
    - **LAR 030376**
    - **WAT 010147** OUD/KALW. 12/10 GEM. SI/KALW. 103/9

Geboortegemak Waarde	Speenkalf Waarde	Vrugbaarheids-waarde	Onderhouds-waarde	Koeiwaarde	Groei-waarde	Karkas-waarde
72	114	105	88	107	108	111

Kalf en Moeder			Vrugbaarheid				Na-Speen Groei			Raam			Karkas		
Geb. Dir.	Spn. Dir.	Spn. Mat.	Skr. Omtr.	Vers Vrugb.	Koei Vrugb.	Lankl.	Na-Speen	GDT	VOV	Volw. Gewig	Hoogte	Lengte	OSO	Vet	Mar
81	115	113	120	109	100	101	120	114	120	112	113	115	117	105	70

Spn. Indeks	365D Indeks	540D Indeks	GDT Indeks	VOV Indeks	Skrotum	LH
110	-	-	93	-	357	1.23

Miostatien	
Q204X	0
NT821	0
F94L	0

OPMERKINGS:

LOGIX EBV Analise: 2024-12-22

LOT 18 *KRUGER GLEN BONSMARAS*

GLK 220068
2022-10-24
SP

Ouerskap	Vaar	Moer
DNS		
Genomies		

- **WAT 190261**
  - **BG 140124**
    - **BG 100148**
    - **CAB 080047** OUD/KALW. 7/4 GEM. SI/KALW. 103/3
  - **WAT 110097** OUD/KALW. 10/8 GEM. SI/KALW. 103/8 TKP 423
    - **WAT 090062**
    - **WAT 090275** OUD/KALW. 9/7 GEM. SI/KALW. 104/6
- **WAT 150454** OUD/KALW. 9/7 GEM. SI/KALW. 101/7 TKP 368
  - **BG 110058**
    - **BG 080102 HH(c)**
    - **BG 990070** OUD/KALW. 15/13 GEM. SI/KALW. 99/13
  - **WAT 070363** OUD/KALW. 10/8 GEM. SI/KALW. 104/8 TKP 378
    - **FCT 980067**
    - **WAT 000070** OUD/KALW. 15/12 GEM. SI/KALW. 110/12

Geboortegemak Waarde	Speenkalf Waarde	Vrugbaarheids-waarde	Onderhouds-waarde	Koeiwaarde	Groei-waarde	Karkas-waarde
94	117	100	94	107	126	118

Kalf en Moeder			Vrugbaarheid				Na-Speen Groei			Raam			Karkas		
Geb. Dir.	Spn. Dir.	Spn. Mat.	Skr. Omtr.	Vers Vrugb.	Koei Vrugb.	Lankl.	Na-Speen	GDT	VOV	Volw. Gewig	Hoogte	Lengte	OSO	Vet	Mar
92	115	97	102	96	101	104	119	138	128	106	111	117	125	113	102

Spn. Indeks	365D Indeks	540D Indeks	GDT Indeks	VOV Indeks	Skrotum	LH
95	-	-	107	-	323	1.24

Miostatien	
Q204X	0
NT821	0
F94L	0

OPMERKINGS:

LOGIX EBV Analise: 2024-12-22

BULLS

LOT 19 *VAN JAARSVELD BONSMARAS*

VJ 220085
2022-12-03
SP

Parentage	Sire	Dam
DNA		
Genomic		

CEF 140311 HH(c)
- CEF 120367
  - AG 070433
  - CEF 080218 AGE/CALV. 9/6 AVG. WI/CALV. 103/6
- CEF 080047 AGE/CALV. 14/11 AVG. WI/CALV. 96/12 ICP 383
  - VV 040046 HH(c)
  - CEF 020113 AGE/CALV. 13/11 AVG. WI/CALV. 102/10

VJ 150053 AGE/CALV. 9/5 AVG. WI/CALV. 103/5 ICP 373
- JG 080353
  - FCT 000049
  - JG 020105 AGE/CALV. 12/10 AVG. WI/CALV. 100/10
- VJ 060031 AGE/CALV. 10/3 AVG. WI/CALV. 107/3 ICP 364

Calving Ease Value	Weaner Calf Value	Fertility Value	Maintenance Value	Cow Value	Growth Value	Carcass Value
115	97	103	101	104	112	111

Calf and Mother			Fertility				Post-Wean Growth			Frame			Carcass		
Birth Dir.	Wean Dir.	Wean Mat.	Scr. Circ.	Heifer Fert.	Cow Fert.	Longev.	Post Wean	ADG	FCR	Mature Weight	Height	Length	EMA	Fat	Mar
112	91	105	103	108	103	93	96	110	103	96	105	110	123	112	111

Wean Index	365D Index	540D Index	ADG Index	FCR Index	Scrotum	LH
102	-	-	92	-	333	1.21

Myostatin	
Q204X	0
NT821	0
F94L	Not Tested

REMARKS: Kalwingsgemak

LOGIX EBV Analysis: 2024-12-22

LOT 20 *VAN JAARSVELD BONSMARAS*

VJ 220015
2022-09-02
B

Parentage	Sire	Dam
DNA ✔		
Genomic		

CEF 140311 HH(c)
- CEF 120367
  - AG 070433
  - CEF 080218 AGE/CALV. 9/6 AVG. WI/CALV. 103/6
- CEF 080047 AGE/CALV. 14/11 AVG. WI/CALV. 96/12 ICP 383
  - VV 040046 HH(c)
  - CEF 020113 AGE/CALV. 13/11 AVG. WI/CALV. 102/10

VJ 130047 AGE/CALV. 12/3 AVG. WI/CALV. 97/3 ICP 562

Calving Ease Value	Weaner Calf Value	Fertility Value	Maintenance Value	Cow Value	Growth Value	Carcass Value
108	113	110	77	113	111	111

Calf and Mother			Fertility				Post-Wean Growth			Frame			Carcass		
Birth Dir.	Wean Dir.	Wean Mat.	Scr. Circ.	Heifer Fert.	Cow Fert.	Longev.	Post Wean	ADG	FCR	Mature Weight	Height	Length	EMA	Fat	Mar
105	112	97	119	117	108	93	116	109	98	127	108	120	124	105	112

Wean Index	365D Index	540D Index	ADG Index	FCR Index	Scrotum	LH
123	-	-	97	-	360	1.28

Myostatin	
Q204X	0
NT821	Not Tested
F94L	Not Tested

REMARKS: All Rounder

LOGIX EBV Analysis: 2024-12-22

LOT 21 *KRUGER GLEN BONSMARAS*

GLK 220087
2022-11-07
SP

Parentage	Sire	Dam
DNA		
Genomic		

WAT 190261
- BG 140124
  - BG 100148
  - CAB 080047 AGE/CALV. 7/4 AVG. WI/CALV. 103/3
- WAT 110097 AGE/CALV. 10/8 AVG. WI/CALV. 103/8 ICP 423
  - WAT 090062
  - WAT 090275 AGE/CALV. 9/7 AVG. WI/CALV. 104/6

WAT 160098 AGE/CALV. 8/4 AVG. WI/CALV. 98/4 ICP 505
- WAT 140477
  - WAT 060355
  - WAT 050014 AGE/CALV. 11/8 AVG. WI/CALV. 105/7
- WAT 140137 AGE/CALV. 3/1 AVG. WI/CALV. 100/1 ICP -
  - JRB 080018
  - WAT 110004 AGE/CALV. 7/5 AVG. WI/CALV. 107/3

Calving Ease Value	Weaner Calf Value	Fertility Value	Maintenance Value	Cow Value	Growth Value	Carcass Value
93	107	101	83	102	116	114

Calf and Mother			Fertility				Post-Wean Growth			Frame			Carcass		
Birth Dir.	Wean Dir.	Wean Mat.	Scr. Circ.	Heifer Fert.	Cow Fert.	Longev.	Post Wean	ADG	FCR	Mature Weight	Height	Length	EMA	Fat	Mar
92	112	97	125	96	102	105	115	120	108	119	110	120	111	103	108

Wean Index	365D Index	540D Index	ADG Index	FCR Index	Scrotum	LH
100	-	-	93	-	360	1.29

Myostatin	
Q204X	0
NT821	0
F94L	0

REMARKS:

LOGIX EBV Analysis: 2024-12-22

BULLE

LOT 22 *KRUGER GLEN BONSMARAS*

GLK 220052
2022-10-12
SP

Ouerskap	Vaar	Moer
DNS		
Genomies		

- WAT 180277
  - WAT 140333
    - WAT 110153
    - WAT 100075 (OUD/KALW. 10/7, GEM. SI/KALW. 106/6)
  - WAT 100034 (OUD/KALW. 13/11, GEM. SI/KALW. 106/11, TKP 373)
    - WAT 060355
    - WAT 040059 (OUD/KALW. 11/7, GEM. SI/KALW. 95/6)
- WAT 150229 (OUD/KALW. 9/7, GEM. SI/KALW. 98/5, TKP 372)
  - WAT 120421
    - WAT 070353
    - WAT 060174 (OUD/KALW. 9/6, GEM. SI/KALW. 105/5)
  - WAT 050164 (OUD/KALW. 10/8, GEM. SI/KALW. 107/6, TKP 371)
    - WAT 030026
    - WAT 960061 (OUD/KALW. 11/9, GEM. SI/KALW. 107/9)

Geboortegemak Waarde	Speenkalf Waarde	Vrugbaarheids-waarde	Onderhouds-waarde	Koeiwaarde	Groei-waarde	Karkas-waarde
115	100	104	99	106	103	103

Kalf en Moeder			Vrugbaarheid				Na-Speen Groei			Raam			Karkas		
Geb. Dir.	Spn. Dir.	Spn. Mat.	Skr. Omtr.	Vers Vrugb.	Koei Vrugb.	Lankl.	Na-Speen	GDT	VOV	Volw. Gewig	Hoogte	Lengte	OSO	Vet	Mar
115	92	111	88	105	98	108	98	109	107	99	99	98	102	89	117

Spn. Indeks	365D Indeks	540D Indeks	GDT Indeks	VOV Indeks	Skrotum	LH
100	-	-	101	-	325	1.25

Miostatien	
Q204X	0
NT821	0
F94L	0

OPMERKINGS:

LOGIX EBV Analise: 2024-12-22

LOT 23 *VAN JAARSVELD BONSMARAS*

VJ 220042
2022-11-08
B

Ouerskap	Vaar	Moer
DNS		
Genomies		

- VJ 190037
  - WAT 160153
    - WAT 060071
    - WAT 110223 (OUD/KALW. 11/8, GEM. SI/KALW. 110/7)
  - VV 120004 (OUD/KALW. 12/8, GEM. SI/KALW. 101/8, TKP 448)
    - AG 080204
    - VV 080085 (OUD/KALW. 4/2, GEM. SI/KALW. 92/2)
- VJ 150150 (OUD/KALW. 9/1, GEM. SI/KALW. 118/1, TKP -)

Geboortegemak Waarde	Speenkalf Waarde	Vrugbaarheids-waarde	Onderhouds-waarde	Koeiwaarde	Groei-waarde	Karkas-waarde
79	132	108	80	117	108	60

Kalf en Moeder			Vrugbaarheid				Na-Speen Groei			Raam			Karkas		
Geb. Dir.	Spn. Dir.	Spn. Mat.	Skr. Omtr.	Vers Vrugb.	Koei Vrugb.	Lankl.	Na-Speen	GDT	VOV	Volw. Gewig	Hoogte	Lengte	OSO	Vet	Mar
65	132	96	106	108	105	107	121	118	118	124	100	110	95	60	58

Spn. Indeks	365D Indeks	540D Indeks	GDT Indeks	VOV Indeks	Skrotum	LH
118	-	-	127	-	344	1.19

Miostatien	
Q204X	1
NT821	0
F94L	Nie Getoets

OPMERKINGS: Speenkalf

LOGIX EBV Analise: 2024-12-22

LOT 24 *KRUGER GLEN BONSMARAS*

GLK 220046
2022-10-10
SP

Ouerskap	Vaar	Moer
DNS		
Genomies		

- WAT 170502
  - FCT 110002
    - FCT 080218
    - FCT 080040 (OUD/KALW. 5/3, GEM. SI/KALW. 97/3)
  - WAT 090324 (OUD/KALW. 8/6, GEM. SI/KALW. 95/5, TKP 376)
    - JPL 060059
    - WAT 040168 (OUD/KALW. 8/5, GEM. SI/KALW. 97/4)
- WAT 170164 (OUD/KALW. 7/5, GEM. SI/KALW. 102/5, TKP 384)
  - WAT 150138
    - WAT 130110
    - WAT 120359 (OUD/KALW. 12/9, GEM. SI/KALW. 99/9)
  - WAT 150418 (OUD/KALW. 9/7, GEM. SI/KALW. 104/7, TKP 377)
    - WAT 080173
    - WAT 120324 (OUD/KALW. 4/2, GEM. SI/KALW. 102/1)

Geboortegemak Waarde	Speenkalf Waarde	Vrugbaarheids-waarde	Onderhouds-waarde	Koeiwaarde	Groei-waarde	Karkas-waarde
115	122	105	88	117	111	127

Kalf en Moeder			Vrugbaarheid				Na-Speen Groei			Raam			Karkas		
Geb. Dir.	Spn. Dir.	Spn. Mat.	Skr. Omtr.	Vers Vrugb.	Koei Vrugb.	Lankl.	Na-Speen	GDT	VOV	Volw. Gewig	Hoogte	Lengte	OSO	Vet	Mar
110	113	100	101	96	110	104	116	113	113	112	111	111	125	142	102

Spn. Indeks	365D Indeks	540D Indeks	GDT Indeks	VOV Indeks	Skrotum	LH
111	-	-	93	-	339	1.18

Miostatien	
Q204X	0
NT821	0
F94L	0

OPMERKINGS:

LOGIX EBV Analise: 2024-12-22

BULLS

LOT 25 — KRUGER GLEN BONSMARAS

GLK 220018
2022-09-30
SP

Parentage	Sire	Dam
DNA		
Genomic		

- HP 180246
  - V 120268
    - V 090260
    - V 050051 (AGE/CALV. 11/9, AVG. WI/CALV. 103/10)
  - HP 050022 (AGE/CALV. 15/12, AVG. WI/CALV. 104/12, ICP 388)
    - HP 010080
    - HP 970108 (AGE/CALV. 15/13, AVG. WI/CALV. 101/13)
- WAT 150073 (AGE/CALV. 9/7, AVG. WI/CALV. 98/7, ICP 361)
  - WAT 130161
    - WAT 060071
    - WAT 100065 (AGE/CALV. 9/8, AVG. WI/CALV. 97/8)
  - WAT 130424 (AGE/CALV. 11/8, AVG. WI/CALV. 92/8, ICP 373)
    - WAT 070134
    - WAT 090082 (AGE/CALV. 11/9, AVG. WI/CALV. 104/9)

Calving Ease Value	Weaner Calf Value	Fertility Value	Maintenance Value	Cow Value	Growth Value	Carcass Value
82	104	109	90	105	93	103

Calf and Mother			Fertility				Post-Wean Growth			Frame			Carcass		
Birth Dir.	Wean Dir.	Wean Mat.	Scr. Circ.	Heifer Fert.	Cow Fert.	Longev.	Post Wean	ADG	FCR	Mature Weight	Height	Length	EMA	Fat	Mar
76	107	105	114	102	114	106	107	91	80	110	79	94	117	110	73

Wean Index	365D Index	540D Index	ADG Index	FCR Index	Scrotum	LH
99	-	-	90	-	388	1.31

Myostatin	
Q204X	1
NT821	0
F94L	0

REMARKS:

LOGIX EBV Analysis: 2024-12-22

LOT 26 — KRUGER GLEN BONSMARAS

GLK 220022
2022-10-03
SP

Parentage	Sire	Dam
DNA		
Genomic		

- WAT 180013
  - WAT 120421
    - WAT 070353
    - WAT 060174 (AGE/CALV. 9/6, AVG. WI/CALV. 105/5)
  - WAT 090300 (AGE/CALV. 13/11, AVG. WI/CALV. 106/11, ICP 384)
    - WAT 060355
    - WAT 060001 (AGE/CALV. 13/10, AVG. WI/CALV. 103/10)
- WAT 180120 (AGE/CALV. 6/4, AVG. WI/CALV. 108/3, ICP 339)
  - WAT 160262
    - JFE 120074
    - WAT 100229 (AGE/CALV. 9/8, AVG. WI/CALV. 107/8)
  - WAT 160098 (AGE/CALV. 8/4, AVG. WI/CALV. 98/4, ICP 505)
    - WAT 140477
    - WAT 140137 (AGE/CALV. 3/1, AVG. WI/CALV. 100/1)

Calving Ease Value	Weaner Calf Value	Fertility Value	Maintenance Value	Cow Value	Growth Value	Carcass Value
90	120	109	74	113	114	115

Calf and Mother			Fertility				Post-Wean Growth			Frame			Carcass		
Birth Dir.	Wean Dir.	Wean Mat.	Scr. Circ.	Heifer Fert.	Cow Fert.	Longev.	Post Wean	ADG	FCR	Mature Weight	Height	Length	EMA	Fat	Mar
89	115	112	119	108	109	101	129	115	120	131	112	119	146	71	110

Wean Index	365D Index	540D Index	ADG Index	FCR Index	Scrotum	LH
111	-	-	100	-	369	1.23

Myostatin	
Q204X	0
NT821	0
F94L	0

REMARKS:

LOGIX EBV Analysis: 2024-12-22

LOT 27 — KRUGER GLEN BONSMARAS

GLK 220016
2022-09-30
SP

Parentage	Sire	Dam
DNA		
Genomic		

- LEL 160093 HH(c)
  - LEL 140022
    - WAT 050342
    - LEL 100010 (AGE/CALV. 13/9, AVG. WI/CALV. 94/8)
  - LEL 120080 (AGE/CALV. 9/7, AVG. WI/CALV. 96/6, ICP 381)
    - AG 020341
    - LEL 100009 (AGE/CALV. 13/11, AVG. WI/CALV. 108/9)
- BG 170293 (AGE/CALV. 7/4, AVG. WI/CALV. 107/4, ICP 484)
  - BG 110085
    - WAT 050342
    - CAB 020041 (AGE/CALV. 15/11, AVG. WI/CALV. 99/10)
  - CAB 100033 (AGE/CALV. 8/6, AVG. WI/CALV. 97/5, ICP 411)
    - JJ 060057
    - CAB 070014 (AGE/CALV. 14/10, AVG. WI/CALV. 103/9)

Calving Ease Value	Weaner Calf Value	Fertility Value	Maintenance Value	Cow Value	Growth Value	Carcass Value
95	122	110	83	116	117	121

Calf and Mother			Fertility				Post-Wean Growth			Frame			Carcass		
Birth Dir.	Wean Dir.	Wean Mat.	Scr. Circ.	Heifer Fert.	Cow Fert.	Longev.	Post Wean	ADG	FCR	Mature Weight	Height	Length	EMA	Fat	Mar
91	125	86	112	106	115	101	122	123	112	121	108	116	119	122	103

Wean Index	365D Index	540D Index	ADG Index	FCR Index	Scrotum	LH
105	-	-	109	-	358	1.23

Myostatin	
Q204X	1
NT821	0
F94L	0

REMARKS: Het op verse gebruik in stoet

LOGIX EBV Analysis: 2024-12-22

Bonsmara SA Cattle Breeders' Society

© Compiled by the South African Stud Book and Livestock Improvement Association
All Pedigree- and Performance Data has been certified as correct

Dier Info				Actual Values						Expected Breeding Values											Indices			Dam		
LOT	Animal ID	Sex	SEC	Birth Wt (kg)	205d Wt (kg)	CCB *Ratio*	CCW *Ratio*	Length Height *Ratio*	Scr. Circ. *(mm)*	Birth Dir (kg)	Birth Mat (kg)	Wean Dir (kg)	Wean Mat (kg)	Post Wean (kg)	Mature Weight. (kg)	ADG (g/d)	FCR (kg:kg)	Scr. Circ. (mm)	Height. (mm)	Length (mm)	Wean	ADG	Scr. Circ.	Avg. Wean Index	Nr. Calves	Repr. Index
			Breed Average							1.24	-0.40	15.7	2.2	24	20	81	-45	11.3	-3.0	12.0						
			Auction Average	38	243	8.19	50.4	1.23	350	2.11	-0.73	22.2	2.3	39	36	125	-56	16.7	1	21	105	101	109	103	5.0	98
1	VJ 210070	M	SP	37	193	7.33	41	1.22	312	1.01	-0.15	17.1	3.5	28.6	32.7	106	-52	5.8	8	21	103	98	90	99	8	86
2	GLK 220011	M	SP	43	282	-	58.1	1.21	344	4.52	-0.77	23.5	7.1	44.1	54.0	147	-71	10.6	-6	12	110	107	99	104	8	116
3	VJ 220012	M	B	37	244	7.68	50.4	1.25	355	2.21	-1.61	26.5	-5.5	38.5	19.4	89	-42	16.7	-13	12	92	106	109	103	3	89
4	VJ 220066	M	B	34	191	9.58	55.2	1.19	331	2.01	-1.46	25.2	-1.3	28.8	-0.1	7	-12	8	-22	-1	106	92	94	108	2	65
5	GLK 220026	M	SP	44	262	-	45.7	1.19	361	2.03	-0.85	16.1	3.3	31.7	24.4	93	-58	11.5	-4	4	100	103	100	98	7	108
6	GLK 220035	M	SP	35	277	-	53.2	1.26	392	0.80	-0.97	16.1	2.7	34.4	40.9	106	-52	26.3	11	24	111	106	126	105	8	108
7	VJ 220077	M	SP	35	202	7	38.4	1.18	340	1.01	-1.44	23.5	0.1	46.2	44.1	205	-83	23.4	-1	25	112	116	121	103	2	79
8	VJ 220088	M	SP	34	201	8.88	58.1	1.23	329	1.12	-0.22	19.1	4.1	35.2	35.1	105	-51	12.7	2	22	114	93	103	113	2	95
9	GLK 220013	M	SP	38	277	-	60.8	1.24	368	2.70	-0.70	26.6	3.8	48.4	49.6	176	-75	24	17	34	110	110	122	100	6	118
10	GLK 220042	M	SP	41	238	-	-	1.27	420	2.41	-0.24	13.4	6.6	31.2	10.6	69	-42	35.1	-3	19	91	100	141	103	7	119
11	VJ 220052	M	B	34	192	7.26	44.6	1.18	342	3.06	-0.98	27.3	-6.1	37.7	28.4	59	-36	12.6	0	15	106	99	102	106	2	65
12	BWJ 220109	M	SP	35	209	7.97	44.9	1.18	342	0.59	-0.93	16.7	3.1	33.9	29.1	124	-56	15.3	4	21	117	106	107	104	6	108
13	GLK 220025	M	SP	44	268	-	53.7	1.25	339	3.21	-0.45	28.3	2.9	53.3	64.6	234	-79	18.3	9	32	103	106	112	98	7	125
14	GLK 220063	M	SP	40	262	-	43	1.27	365	0.57	0.59	19.7	7.5	38.1	27.0	182	-62	26.5	-8	22	102	96	126	108	9	110
15	VJ 220022	M	B	44	263	10.02	52.4	1.25	335	5.34	-1.67	37.0	-5.1	46.8	30.0	39	-33	8.3	-9	12	97	95	95	101	2	25
16	VJ 220087	M	SP	35	179	8.5	50.6	1.20	321	1.83	-0.32	16.7	3.0	34.8	33.5	112	-54	9.1	14	32	99	92	96	99	1	74
17	GLK 220110	M	SP	46	285	-	47.1	1.23	357	3.59	0.93	24.4	6.7	42.6	37.6	135	-73	22.9	8	26	110	93	120	103	4	110
18	GLK 220068	M	SP	38	244	-	47.3	1.24	323	2.18	-0.86	24.3	1.3	43.1	28.8	230	-84	12.2	6	28	95	107	102	101	7	118
19	VJ 220085	M	SP	34	183	7.98	60.9	1.21	333	-0.24	-0.88	10.6	4.1	24.3	14.9	118	-49	12.8	1	21	102	92	103	103	5	94
20	VJ 220015	M	B	41	318	7.69	-	1.28	360	0.57	-0.87	22.4	1.1	40.4	60.9	117	-42	22.1	4	30	123	97	119	97	3	71
21	GLK 220087	M	SP	36	254	-	36.5	1.29	360	2.20	-0.63	22.5	1.4	39.7	48.6	158	-56	25.6	6	30	100	93	125	98	4	90
22	GLK 220052	M	SP	35	252	-	54.7	1.25	325	-0.59	-0.31	11.0	6.0	26.4	18.6	117	-55	4.5	-4	10	100	101	88	98	7	117
23	VJ 220042	M	B	43	219	8.41	43.9	1.19	344	5.57	-0.35	34.1	0.8	49.7	56.1	149	-70	14.8	-3	21	118	127	106	118	1	-
24	GLK 220046	M	SP	31	273	-	63.3	1.18	339	-0.03	-1.51	23.3	2.2	42.6	38.5	133	-63	11.9	6	22	111	93	101	102	5	116
25	GLK 220018	M	SP	43	258	-	51.5	1.31	388	4.21	-0.95	19.8	3.8	33.4	34.4	45	-17	19.5	-21	7	99	90	114	98	7	116

© Compiled by the South African Stud Book and Livestock Improvement Association
All Pedigree- and Performance Data has been certified as correct

Dier Info				Werklike Syfers						Verwagte Teelwaardes											Indekse			Moeder		
LOT	Dier ID	Geslag	AFD	Geb. Gewig (kg)	205d Gewig (kg)	KKG *Verh.*	KKS *Verh.*	Lengte Hoogte *Verh.*	Skr. Omtr. *(mm)*	Geb Dir (kg)	Geb Mat (kg)	Spn Dir (kg)	Spn Mat (kg)	Na-Spn (kg)	Volw. Gewig (kg)	GDT (g/d)	VOV (kg:kg)	Skr. Omtr. (mm)	Hoogte (mm)	Lengte (mm)	Spn.	GDT	Skr. Omtr.	Gem. Spn. Indeks	Aant. Kalw.	Repr. Indeks
		Ras Gemiddeld								1.24	-0.40	15.7	2.2	24	20	81	-45	11.3	-3.0	12.0						
		Aanbod Gemiddeld		38	243	8.19	50.4	1.23	350	2.11	-0.73	22.2	2.3	39	36	125	-56	16.7	1	21	105	101	109	103	5.0	98
26	GLK 220022	M	SP	39	280	-	53.9	1.23	369	2.64	-0.90	24.0	6.6	52.2	66.7	141	-73	22.3	8	29	111	100	119	108	4	116
27	GLK 220016	M	SP	40	268	-	50	1.23	358	2.32	-1.29	29.8	-2.6	44.7	50.8	172	-62	18.4	4	27	105	109	112	107	4	105

© Compiled by the South African Stud Book and Livestock Improvement Association
All Pedigree- and Performance Data has been certified as correct

EXPLANATION OF CATALOGUE ABBREVIATIONS		VERDUIDELIKING VAN KATALOGUS AFKORTINGS	
Lot Number	LOT	LOT	Lot Nommer
Estimated breeding value	EBV	EBV	Beraamde teelwaarde
Parentage verification	Parentage	Ouerskap	Ouerskap verifikasie
Age in years / Number of calvings	AGE. / CALV.	OUD. / KALF.	Ouderdom in jaar / Aantal kalwings
Average Wean index / Number of calves weaned	Ave WI / CALV.	GEM SI / KALF.	Gemiddelde speen indeks / Aantal kalwers gespeen
Animal identification number	ID	ID	Dier se identifikasie nommer
Herd Book Section	SEC	AFD	Kuddeboek Afdeling
Herd Book Section: Pending Registration	PEN	PEN	Kuddeboek Afdeling: Wag vir Registrasie
Herd Book Section: Not for Registration	NFR	NFR	Kuddeboek Afdeling: Nie vir Registrasie
Herd Book Section: Foundation Generation	FO	FO	Kuddeboek Afdeling: Fondasie Generasie
Herd Book Section: Appendix A	A	A	Kuddeboek Afdeling: Aanhangsel A
Herd Book Section: Appendix B	B	B	Kuddeboek Afdeling: Aanhangsel B
Herd Book Section: Studbook Proper, a registered animal	SP	SP	Kuddeboek Afdeling: Studbook Proper, 'n geregistreerde dier
Genomically Tested	GT	GT	Genomies Getoets
Homozygous Horned (Celtic test)	HH(c)	HH(c)	Homosigoties horings (Celtic toets)
Homozygous Polled (Celtic test)	PP(c)	PP(c)	Homosigotiets Poena (Celtic toets)
Heterozygous Polled (Celtic test)	Pp(c)	Pp(c)	Heterosigoties Poena (Celtic toets)
Phenotypically Polled	P	P	Fenotipies Poena
Intercalving Period	ICP	TKP	Tussen-Kalf Periode
Birth Direct breeding value	Birth Dir.	Geb. Dir	Geboorte Direk teelwaarde
Wean Direct breeding value	Wean Dir.	Spn. Dir.	Speen Direk teelwaarde
Wean Maternal breeding value	Wean Mat.	SPn. Mat.	Speen Maternaal teelwaarde
Scrotal Circumference	Scr. Circ.	Skr. Omt.	Skrotum omtrek
Heifer Fertility	Heifer Fert.	Vers Vrugb.	Vers Vrugbaarheid
Cow Fertility	Cow Fert.	Koei Vrugb.	Koei Vrugbaarheid
Longevity	Longev.	Lankl.	Lanklewendheid
Mature Weight	Mat. Wt.	Volw. Gewig	Volwasse gewig
Average Daily Gain (g/day)	ADG	GDT	Gemiddelde Daaglikse Toename
Feed Conversion Ratio (kg:kg)	FCR	VOV	Voeromset Verhouding
Eye Muscle Area	EMA	OSO	Oogspier grootte
Backfat Thickness	Fat	Vet	Rugvet Diepte
Marbeling (intra-muscular fat)	Mar	Mar	Marmering (binne-spierse vet)
365-day weight index	365D Index	365D Indeks	365-dae gewig indeks
540-day weight index	540D Index	540D Indeks	540-dae gewig indeks
Length-Height ratio	LH	LH	Lengte-Hoogte Verhouding
Actual Birth weight	Birth Wt.	Geb. gewig	Werklike Geboorte gewig
205-day Dam-age corrected weight	205d Wt.	205d gewig	205-dag Moeder-ouderdom gekorrigeerde gewig
Cow-Calf Birth Ratio	CCG	KKG	Koei-Kalf Geboorte Verhouding
Cow-Calf Wean Ratio	CCW	KKS	Koei-Kalf Speen Verhouding
Average Weaning Index	Avg. Wean Index	Gem. Spn. Indeks	Gemiddelde speen indeks
Number of Calves	Nr. Calves	Aant. Kalw.	Aantal kalwers
Reproduction Index	Repr. Index	Repr. Indeks	Reproduksie indeks
Animal sex: M - Male, F - Female	M / F	M / V	Dier geslag: M - Manlik, V - Vroulik