AMPTELIKE VEILINGSKATALOGUS VIR / OFFICIAL AUCTION CATALOGUE FOR

VALSRIVIER BONSMARA TELERS

Veilingsdatum / Auction Date:
23 April 2025

Data soos op / Data as on:
24 March 2025

BONSMARA SA

SA STAMBOEK STUD BOOK

SALES UNDER AUSPICES OF BONSMARA SA

Bonsmara stud breeding is subject to the stipulations of the Livestock Improvement Act and conforms to the standards of Bonsmara SA. The Society therefore has the right to implement certain controls to ensure the accuracy of information regarding Parentage, Performance and Estimated Breeding Values.

Information regarding Parentage, Performance and Estimated Breeding Values of animals, as supplied by the breeder, have been verified and compared to the official database of LOGIX BEEF. Bonsmara SA therefore, confirms the accuracy of such information.

To the knowledge of the Society these controls have been carried out accurately. However, the Society does not take any responsibility for incorrect information through printing errors or incorrect information provided by the breeder.

Animals on such sales have been visually screened by Inspectors of Bonsmara SA and comply with the Bonsmara Minimum Breed Standards as stipulated by the Society.

The Society DOES NOT have any control over:

- Immunization and health status of animals
- Pregnancy status of cows and heifers
- Suitability of a bull for breeding
- Fertility status as well as venereal diseases and
- Commercial animals

Since the above is not classified as information regarding Parentage, Performance and Estimated Breeding Values, it DOES NOT fall within the jurisdiction of the meaning "Under the Auspices of Bonsmara SA".

VEILINGS ONDER BESKERMING VAN BONSMARA SA

Bonsmara stoetteling wat onderhewig is aan die bepalings van die Veeverbeteringswet, vind plaas onder die vaandel van Bonsmara SA. Daarom behou die Genootskap hom die reg voor om kontroles volgens bepaalde prosedures uit te oefen ten opsigte van Ouerskap inligting, Prestasiedata en Beraamde Teelwaardes.

Ouerskap inligting, Prestasiedata en Beraamde Teelwaardes soos deur die teler voorsien vir die doel van hierdie katalogus, is gekontroleer en vergelyk met die amptelike databasis soos gehou deur LOGIX BEEF. Bonsmara SA bevestig dus die korrektheid van sodanige inligting.

Alhoewel die kontroles na die beste wete van die Genootskap gedoen is, kan die Genootskap egter nie verantwoordelik gehou word vir foutiewe inligting as gevolg van drukkersfoute of verkeerde inligting deur die telers verskaf nie.

Diere wat op hierdie veilings aangebied word, is onderwerp aan 'n proses van visuele inspeksie deur Keurders van Bonsmara SA en voldoen aan die Bonsmara Minimum Rasstandaarde soos bepaal deur die Genootskap.

Die Genootskap het egter GEEN beheer oor:

- Immunisering en gesondheidstatus van diere
- Dragtigheidstatus van koeie en verse
- Teelgeskiktheid van bulle
- Vrugbaarheidstatus, asook geslagsiektes en
- Kommersiële diere nie.

Aangesien bogenoemde nie val onder die bedoeling met Ouerskap inligting, Prestasiedata en Beraamde Teelwaardes nie, sorteer dit NIE onder die jurisdiksie van die bedoeling "Onder beskerming van Bonsmara SA" nie.

© Compiled by the South African Stud Book and Livestock Improvement Association
All Pedigree- and Performance Data has been certified as correct

ANIMAL AND PEDIGREE INFORMATION

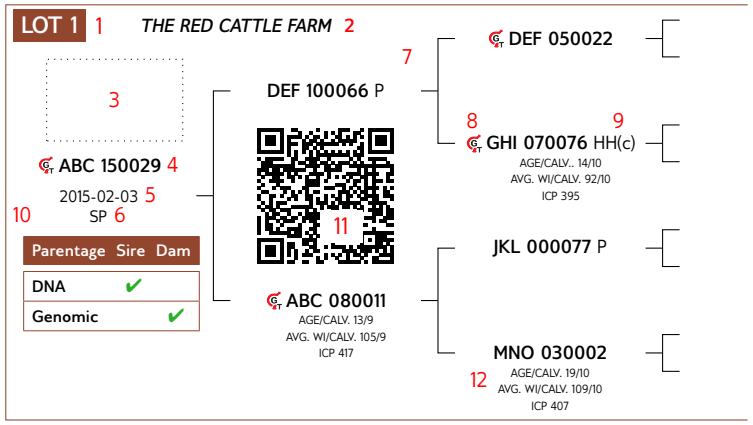

1. Lot Number
2. Owner of the animal
3. Herd's logo (if available)
4. Animal Identification Number
5. Birth date
6. Herd book section - NFR / PEN / F0 / A / B / SP
7. Four (4) generation pedigree
8. Genomic testing - it is indicated with the **GT** logo
9. Polled Status - the status will only be printed for animals that have been tested
10. Parentage Verification - a green tick (✔) indicates that the sire and/or dam has been verified via either microsatellite (DNA), or Genomic testing
11. QR Code - This code can be scanned with a smartphone or tablet. It redirects to the animal's information on **www.SABeefBulls.com** where all information for the animal is available.
12. Dam information
    - Age and Number of Calvings
    - Average Wean Index and Number of Calves Weaned
    - Intercalving Period

MYOSTATIN STATUS

The animal's status, if tested for myostatin variants, is indicated as follows:

- Not Tested
- 0 - Normal
- 1 - Heterozygous / Carrier of Double-Muscling gene
- 2 - Homozygous / Double-Muscled

LOGIX SELECTION VALUES

Calving Ease Value	Weaner Calf Value	Fertility Value	Maintenance Value	Cow Value	Growth Value	Carcass Value
109	98	111	99	101	98	103
1	2	3	4	5	6	7



5 L⚥GIX Cow Value

Selection of:

- Fertile cows,
- with low maintenance,
- that calf easily,
- and wean heavy calves relative to own weight

1 Calving Ease Value	EBVs Birth Direct & Maternal
Calf Growth Value	EBV Wean Direct
3 Fertility Value	EBVs Cow & Heifer Fertility, EBV Longevity
Milk Value	EBV Wean Maternal
4 Maintenance Value	EBVs Mature weight & Milk

2 L⚥GIX Weaner Calf Value

Selection for heavy weaners

Measurements: Weaning weight, Birth weight, and Mature weight

EBVs: Wean direct & maternal, Birth direct & maternal, Mature weight

6 L⚥GIX Growth Value

Selection for efficient growers on veld and in feedlot

Measurements: Phase C and D Growth test traits

EBVs: Weaning weight, End weight, ADG and Intake

7 L⚥GIX Carcass Value

Selection for higher meat yields on a carcass

Measurements: Phase C and D Growth test traits, RTU scanning traits

EBVs: End weight, Eye Muscle Area and Fat

HOW TO USE SELECTION VALUES

Sub-values sould also be compatible with your selection goal. Don't select only on the Cow Value

AVERAGE ANIMALS

(NO GROWTH EXTREMES)

- Selection Values 90 to 110
- Cow Value & Fertility Value average to high

A safe choice, as animals are profitble in most environments.

GROWERS

(GOOD ENVIRONMENT)

- Weaner Calf / Growth Value > 110
- Cow Value & Fertility Value average to high

Growers are heavier at birth (lower Calving Ease Value), and heavier at maturity (lower Maintenance Value).

LOW-MAINTENANCE ANIMALS

(HARSH ENVIRONMENT)

- Maintence Value > 110
- Cow Value & Fertility Value average to high

Lighter cows have a lower maintenance (higher Maintenance Value).

INTERPRETATION OF BREEDING VALUE INDICES AND SELECTION VALUES

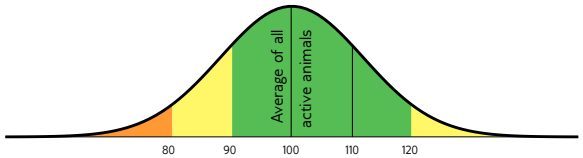

Average between 90 and 110, Acceptable between 80 and 120

EXPLANATION OF BREEDING VALUES AND SELECTION VALUES

		Traits		Description/Measurement	Goal	General Guidelines						
							<80	<90	90-110	>110	>120	
Selection Values	5	**Cow Value**	CV	Combination of Calving Ease, Calf Growth, Milk, Maintenance and Fertility Values (Rand-Value)	Profitable Cow	Loss						Profit
	1	**Calving Ease Value**	CEV	Risk for calving problems (calf too heavy) vs calf too small	Average birth weight	High						Low
		Calf Growth Value	CGrV	Calf's genetic ability for pre-weaning growth	Heavy weaner calf	Light						Heavy
		Milk Value	MlkV	Cow's genetic mothering and milking ability	Enough milk for the calf	Less						More
	4	**Maintenance Value**	MntV	Maintenance requirements of cow (cow weight and milk)	Low cow maintenance	High					*	Low
	3	**Fertility Value**	FertV	Fertility and retention of cows and heifers	Fertile cows	Low						High
	2	**Weaner Calf Value**	WnCV	Combination of calf's weight and cow's milk	Heavy weaner calves	Light						Heavy
	6	**Growth Value**	GV	Efficient growth on veld and in feedlot (Rand-value)	Profitable growth	Loss						Profit
	7	**Carcass Value**	VarcV	Meat on carcass (Weight and RTU EBVs)	More meat on the carcass	Less						More
		Production Value	PV	Combination of Cow- and Growth values (Rand-value)	Profitable animals	Loss						Profit
Cow & Heifer	8	**Birth Weight Direct**	BD	Birth weight (Calf's genetic ability)	Average birth weight	Heavy						Light
		Birth Weight Maternal	BM	Birth weight (Cow's genetic ability)	Easy calving	Heavy						Light
	9	**Weaning Weight Direct**	WD	Weaning weight (Calf's genetic ability)	Heavy weaner calves	Light						Heavy
	10	**Weaning Weight Maternal**	WM	Weaning weight (Cow's genetic ability)	Good mothers	Poor						Good
	18	**Mature Cow Weight**	MW	Cow weight at weaning of first three calves	Average mature cow weight	Light				*	*	Heavy
		Cow-Calf Birth	CCB	EBV Birth Direct / EBV Mature Cow weight	Average	Low						High
		Cow-Calf Wean	CCW	EBV Wean Direct / EBV Mature Cow weight	High calf-cow ratio	Low						High
Fertility	12	**Heifer Fertility**	HF	Age at first calving	Fertile heifers	Less						More
	13	**Cow Fertility**	CF.E	First 3 inter-calving periods (ICPs)	Fertile cows	Less						More
	11	**Scrotal Circumference**	SC	Scrotal circumference as measured during the growth test	Fertile bulls	Less						More
	14	**Longevity**	LG	Retention of progeny	Acceptable progeny	Poor						Good
Growth & Frame	15	**Post-Wean Weight**	PWn	12- and 18 month weights	Good post-wean growth	Low					*	High
	16	**Average Daily Gain**	ADG	Average daily gain	Good growth	Poor						Good
	17	**Feed Conversion Ratio**	FCR	100g feed intake / g weight gain	Feed efficiency	Poor						Good
		Final Test Weight	FW	Final weight in the growth test	Heavy carcass	Light					*	Heavy
	19	**Height**	H	Shoulder height in growth test	Average height	Short						Tall
	20	**Length**	L	Length in growth test	Longer for more muscle	Short						Long
	24	**Length-Height Ratio**	LH	EBV Length / EBV Height	Longer rather than tall	<1						>1
Carcass	21	**Eye Muscle Area**	EMA	RTU measured eye muscle area	Bigger steaks	Small						Big
	22	**Fat Thickness**	Fat	RTU measured P8 backfat thickness	Carcass quality	Thin						Thick
	23	**Marbling**	Mar	RTU measured % of intra-muscular fat	Juicy meat	Low						High
		Dressing Percentage	D%	Carcass weight / Live weight	High dressing percentage	Low						High

* Determined by own selection goal

GENETIC VALUES - BUILDING BLOCKS

Calf and Mother			Fertility				Post-Wean Growth			Frame			Carcass		
Birth Dir.	Wean Dir.	Wean Mat.	Scrot. Circ.	Heifer Fert.	Cow Fert.	Longev.	Post Wean	ADG	FCR	Mature Weight	Height	Length	EMA	Fat	Mar
99	99	90	97	75	92	85	100	94	93	92	123	110	104	100	79
8	9	10	11	12	13	14	15	16	17	18	19	20	21	22	23

The Logix Selection Values are compiled of specific genetic building blocks, as indicated in the selection value descritions on the previous page. These genetic building blocks are indicated in the catalogue by their Breeding Value Indices.

PHENOTYPIC VALUES

Wean Index	365D Index	540D Index	ADG Index	FCR Index	Scrotum	LH
109	104	105	122	117	327	1.22
			16	17	11	24

- Wean, 365D, 504D, ADG and FCR Indices - phenotypic index obtained within the animal's contemporary group
- Scrotum - adjusted scrotal circumference, in mm, as measured during the growth test
- Length-Height Ratio (LH) - the animal's length / height ratio as measured during the growth test

© Compiled by the South African Stud Book and Livestock Improvement Association
All Pedigree- and Performance Data has been certified as correct

BULLS

LOT 1

THUSO GRAAN EDMS BPK

WVZ 220084
2022-09-28
SP

Parentage	Sire	Dam
DNA	✔	✔
Genomic		

- WVZ 190024 HH(c)
  - GJN 130201 HH(c)
    - CSW 080100
    - GJN 110025 — AGE/CALV. 7/5, AVG. WI/CALV. 109/4
  - WVZ 130035 — AGE/CALV. 6/4, AVG. WI/CALV. 99/4, ICP 439
    - JMP 050276
    - WVZ 080022 — AGE/CALV. 11/9, AVG. WI/CALV. 99/9
- WVZ 150060 — AGE/CALV. 9/8, AVG. WI/CALV. 102/5, ICP 388
  - JG 120410
    - JG 090764
    - JG 090115 — AGE/CALV. 11/9, AVG. WI/CALV. 103/8
  - WVZ 130016 — AGE/CALV. 4/3, AVG. WI/CALV. 97/1, ICP 369
    - PHR 100023
    - WVZ 100012 — AGE/CALV. 5/3, AVG. WI/CALV. 104/3

Calving Ease Value	Weaner Calf Value	Fertility Value	Maintenance Value	Cow Value	Growth Value	Carcass Value
103	117	121	85	127	109	125

Calf and Mother			Fertility				Post-Wean Growth			Frame			Carcass		
Birth Dir.	Wean Dir.	Wean Mat.	Scr. Circ.	Heifer Fert.	Cow Fert.	Longev.	Post Wean	ADG	FCR	Mature Weight	Height	Length	EMA	Fat	Mar
102	115	105	110	124	107	108	115	112	116	116	100	105	106	145	114

Wean Index	365D Index	540D Index	ADG Index	FCR Index	Scrotum	LH
106	-	-	103	-	356	1.21

Myostatin	
Q204X	0
NT821	0
F94L	0

REMARKS: In eie kudde gebruik. Kan op verse en koeie gebruik. Ideaal vir teel van vervangingsverse. Goeie diepte, balans en kapasiteit. Curve-Bender. Uitstekende moederlyn WVZ 15-060 IVF skenker.

LOGIX EBV Analysis: 2025-03-16

LOT 2

THUSO GRAAN EDMS BPK

WVZ 220089
2022-09-29
SP

Parentage	Sire	Dam
DNA	✔	✔
Genomic		

- WVZ 190024 HH(c)
  - GJN 130201 HH(c)
    - CSW 080100
    - GJN 110025 — AGE/CALV. 7/5, AVG. WI/CALV. 109/4
  - WVZ 130035 — AGE/CALV. 6/4, AVG. WI/CALV. 99/4, ICP 439
    - JMP 050276
    - WVZ 080022 — AGE/CALV. 11/9, AVG. WI/CALV. 99/9
- JHK 180066 — AGE/CALV. 7/5, AVG. WI/CALV. 102/3, ICP 366
  - JHK 100115
    - HTC 010009
    - MNE 010017 — AGE/CALV. 12/9, AVG. WI/CALV. 105/9
  - JHK 100099 HH(c) — AGE/CALV. 14/12, AVG. WI/CALV. 108/10, ICP 400
    - HTC 060139
    - NFS 070351 — AGE/CALV. 8/5, AVG. WI/CALV. 108/4

Calving Ease Value	Weaner Calf Value	Fertility Value	Maintenance Value	Cow Value	Growth Value	Carcass Value
95	116	104	92	115	109	111

Calf and Mother			Fertility				Post-Wean Growth			Frame			Carcass		
Birth Dir.	Wean Dir.	Wean Mat.	Scr. Circ.	Heifer Fert.	Cow Fert.	Longev.	Post Wean	ADG	FCR	Mature Weight	Height	Length	EMA	Fat	Mar
94	113	109	103	99	105	104	113	111	109	107	100	108	111	102	103

Wean Index	365D Index	540D Index	ADG Index	FCR Index	Scrotum	LH
99	-	-	99	-	335	1.24

Myostatin	
Q204X	0
NT821	0
F94L	0

REMARKS: In eie kudde gebruik. Goeie kapasiteit wat groei en melk kan teel.Donker kloue en goeie loopvermoe. Ideaal om vervangingsverse te teel. Curve-bender.

LOGIX EBV Analysis: 2025-03-16

LOT 3

THUSO GRAAN EDMS BPK

WVZ 220078
2022-09-26
SP

Parentage	Sire	Dam
DNA	✔	✔
Genomic		

- WVZ 190024 HH(c)
  - GJN 130201 HH(c)
    - CSW 080100
    - GJN 110025 — AGE/CALV. 7/5, AVG. WI/CALV. 109/4
  - WVZ 130035 — AGE/CALV. 6/4, AVG. WI/CALV. 99/4, ICP 439
    - JMP 050276
    - WVZ 080022 — AGE/CALV. 11/9, AVG. WI/CALV. 99/9
- WVZ 090055 HH(c) — AGE/CALV. 15/13, AVG. WI/CALV. 103/11, ICP 365
  - WAT 040068
    - FCT 980067
    - WAT 990177 — AGE/CALV. 9/7, AVG. WI/CALV. 105/5
  - WVZ 050042 — AGE/CALV. 7/5, AVG. WI/CALV. 107/4, ICP 369
    - WVZ 000013
    - WVZ 010149 — AGE/CALV. 7/4, AVG. WI/CALV. 99/4

Calving Ease Value	Weaner Calf Value	Fertility Value	Maintenance Value	Cow Value	Growth Value	Carcass Value
88	120	117	83	124	115	130

Calf and Mother			Fertility				Post-Wean Growth			Frame			Carcass		
Birth Dir.	Wean Dir.	Wean Mat.	Scr. Circ.	Heifer Fert.	Cow Fert.	Longev.	Post Wean	ADG	FCR	Mature Weight	Height	Length	EMA	Fat	Mar
87	117	116	118	114	114	106	121	112	104	118	113	121	117	123	137

Wean Index	365D Index	540D Index	ADG Index	FCR Index	Scrotum	LH
104	-	-	93	-	360	1.22

Myostatin	
Q204X	0
NT821	0
F94L	0

REMARKS: In eie kudde gebruik. Manlike bul met groei en melk om vervangingsverse te teel. Voerkraalgroei en karkas kwaliteit eienskappe. Vrugbare familie. Top ma in die kudde. POTENSIELE STOETBUL.

LOGIX EBV Analysis: 2025-03-16

BULLE

LOT 4

THUSO GRAAN EDMS BPK

WVZ 220050
2022-06-03
SP

Ouerskap	Vaar	Moer
DNS	✔	✔
Genomies		

- CEF 170568 HH(c)
  - CEF 130317 HH(c)
    - CEF 110301 HH(c)
    - CEF 100161 — OUD/KALW. 13/9, GEM. SI/KALW. 103/7
  - CEF 110090 — OUD/KALW. 13/11, GEM. SI/KALW. 106/10, TKP 403
    - AG 070480
    - CEF 040125 — OUD/KALW. 10/9, GEM. SI/KALW. 93/8
- WVZ 190040 — OUD/KALW. 5/4, GEM. SI/KALW. 101/4, TKP 361
  - GJN 130201 HH(c)
    - CSW 080100
    - GJN 110025 — OUD/KALW. 7/5, GEM. SI/KALW. 109/4
  - WVZ 130032 — OUD/KALW. 11/8, GEM. SI/KALW. 112/8, TKP 402
    - PHR 100023
    - WVZ 110037 — OUD/KALW. 11/8, GEM. SI/KALW. 99/8

Geboortegemak Waarde	Speenkalf Waarde	Vrugbaarheids-waarde	Onderhouds-waarde	Koeiwaarde	Groei-waarde	Karkas-waarde
102	105	123	99	119	121	122

Kalf en Moeder			Vrugbaarheid				Na-Speen Groei			Raam			Karkas		
Geb. Dir.	Spn. Dir.	Spn. Mat.	Skr. Omtr.	Vers Vrugb.	Koei Vrugb.	Lankl.	Na-Speen	GDT	VOV	Volw. Gewig	Hoogte	Lengte	OSO	Vet	Mar
109	104	106	106	122	108	117	108	127	117	99	111	121	114	100	126

Spn. Indeks	365D Indeks	540D Indeks	GDT Indeks	VOV Indeks	Skrotum	LH
106	-	-	108	-	310	1.20

OPMERKINGS: Balans tussen goeie toplyn , bespiering met gemaklike loopvermoe. Gebalanseerd in al die produksie eienskappe, balans tussen bespiering en melk. Vrugbare familie. POTENSIELE STOETBUL.

Miostatien	
Q204X	0
NT821	0
F94L	0

LOGIX EBV Analise: 2025-03-16

LOT 5

THUSO GRAAN EDMS BPK

WVZ 220057
2022-09-05
SP

Ouerskap	Vaar	Moer
DNS	✔	✔
Genomies		

- JG 180039 HH(c)
  - JG 140880
    - JG 120034
    - JG 120578 — OUD/KALW. 4/1, GEM. SI/KALW. 110/1
  - JG 150400 — OUD/KALW. 6/3, GEM. SI/KALW. 108/3, TKP 488
    - VV 120139 HH(c)
    - JG 120456 — OUD/KALW. 6/4, GEM. SI/KALW. 96/4
- VV 140437 P — OUD/KALW. 10/8, GEM. SI/KALW. 96/8, TKP 365
  - VV 110401
    - AG 080204
    - VV 040047 — OUD/KALW. 13/11, GEM. SI/KALW. 102/10
  - VV 090427 — OUD/KALW. 7/3, GEM. SI/KALW. 102/3, TKP 426
    - VV 060403 P
    - VV 050324 — OUD/KALW. 11/10, GEM. SI/KALW. 100/10

Geboortegemak Waarde	Speenkalf Waarde	Vrugbaarheids-waarde	Onderhouds-waarde	Koeiwaarde	Groei-waarde	Karkas-waarde
103	118	94	89	114	100	115

Kalf en Moeder			Vrugbaarheid				Na-Speen Groei			Raam			Karkas		
Geb. Dir.	Spn. Dir.	Spn. Mat.	Skr. Omtr.	Vers Vrugb.	Koei Vrugb.	Lankl.	Na-Speen	GDT	VOV	Volw. Gewig	Hoogte	Lengte	OSO	Vet	Mar
104	116	104	92	103	86	105	117	107	111	111	96	104	113	120	111

Spn. Indeks	365D Indeks	540D Indeks	GDT Indeks	VOV Indeks	Skrotum	LH
109	-	-	116	-	342	1.26

OPMERKINGS: Gebalanseerde, gespierde bul. Ideaal vir speenkalwers teel.Meduim raamtipe, veilige produksiesyfers. Curve-Bender. Kalwingsgemak, gekombineer met speenkalf- en voerkraalgroei.Speen n uitstekende 51,7% van sy ma.

Miostatien	
Q204X	0
NT821	0
F94L	0

LOGIX EBV Analise: 2025-03-16

LOT 6

THUSO GRAAN EDMS BPK

WVZ 220029
2022-04-21
SP

Ouerskap	Vaar	Moer
DNS	✔	✔
Genomies		

- JG 180039 HH(c)
  - JG 140880
    - JG 120034
    - JG 120578 — OUD/KALW. 4/1, GEM. SI/KALW. 110/1
  - JG 150400 — OUD/KALW. 6/3, GEM. SI/KALW. 108/3, TKP 488
    - VV 120139 HH(c)
    - JG 120456 — OUD/KALW. 6/4, GEM. SI/KALW. 96/4
- WVZ 140105 — OUD/KALW. 10/8, GEM. SI/KALW. 110/8, TKP 362
  - AEJ 090094
    - AG 020251
    - AEJ 030198 — OUD/KALW. 10/8, GEM. SI/KALW. 112/8
  - WVZ 120032 — OUD/KALW. 7/5, GEM. SI/KALW. 103/5, TKP 425
    - NFS 060100
    - WVZ 080049 — OUD/KALW. 14/11, GEM. SI/KALW. 95/11

Geboortegemak Waarde	Speenkalf Waarde	Vrugbaarheids-waarde	Onderhouds-waarde	Koeiwaarde	Groei-waarde	Karkas-waarde
85	142	84	72	122	112	129

Kalf en Moeder			Vrugbaarheid				Na-Speen Groei			Raam			Karkas		
Geb. Dir.	Spn. Dir.	Spn. Mat.	Skr. Omtr.	Vers Vrugb.	Koei Vrugb.	Lankl.	Na-Speen	GDT	VOV	Volw. Gewig	Hoogte	Lengte	OSO	Vet	Mar
88	132	126	109	90	82	103	131	109	113	133	114	123	132	104	144

Spn. Indeks	365D Indeks	540D Indeks	GDT Indeks	VOV Indeks	Skrotum	LH
123	-	-	99	-	338	1.21

OPMERKINGS: Besonderse lang bul. Melk, groei en vleiseienskappe te verbeter in kudde. Goeie loopvermoe. Geteel uit top ma WVZ 14-0105. Speen 47,7% van sy ma se gewig. Uitstekende genetika.

Miostatien	
Q204X	0
NT821	0
F94L	0

LOGIX EBV Analise: 2025-03-16

BULLS

LOT 7

THUSO GRAAN EDMS BPK

WVZ 220052
2022-06-08
SP

Parentage	Sire	Dam
DNA	✔	✔
Genomic		

- CEF 170568 HH(c)
  - CEF 130317 HH(c)
    - CEF 110301 HH(c)
    - CEF 100161 — AGE/CALV. 13/9 — AVG. WI/CALV. 103/7
  - CEF 110090 — AGE/CALV. 13/11 — AVG. WI/CALV. 106/10 — ICP 403
    - AG 070480
    - CEF 040125 — AGE/CALV. 10/9 — AVG. WI/CALV. 93/8
- WVZ 180054 — AGE/CALV. 6/3 — AVG. WI/CALV. 102/3 — ICP 435
  - GJN 130201 HH(c)
    - CSW 080100
    - GJN 110025 — AGE/CALV. 7/5 — AVG. WI/CALV. 109/4
  - WVZ 050054 — AGE/CALV. 17/14 — AVG. WI/CALV. 93/15 — ICP 414
    - PER 000077
    - WVZ 990076 — AGE/CALV. 7/5 — AVG. WI/CALV. 105/4

Calving Ease Value	Weaner Calf Value	Fertility Value	Maintenance Value	Cow Value	Growth Value	Carcass Value
101	107	104	103	109	99	102

Calf and Mother			Fertility				Post-Wean Growth			Frame			Carcass		
Birth Dir.	Wean Dir.	Wean Mat.	Scr. Circ.	Heifer Fert.	Cow Fert.	Longev.	Post Wean	ADG	FCR	Mature Weight	Height	Length	EMA	Fat	Mar
103	108	95	117	99	103	111	101	106	95	96	91	102	108	99	91

Wean Index	365D Index	540D Index	ADG Index	FCR Index	Scrotum	LH
113	-	-	104	-	333	1.22

Myostatin	
Q204X	0
NT821	0
F94L	0

REMARKS: Balans, breedte en bespiering. Gebalanseerde teel-waardes, kan in enige stoet gebruik word om mooi diere te teel. POTENSIELE STOETBUL.

LOGIX EBV Analysis: 2025-03-16

LOT 8

THUSO GRAAN EDMS BPK

WVZ 220002
2022-03-29
SP

Parentage	Sire	Dam
DNA	✔	✔
Genomic		

- CEF 170568 HH(c)
  - CEF 130317 HH(c)
    - CEF 110301 HH(c)
    - CEF 100161 — AGE/CALV. 13/9 — AVG. WI/CALV. 103/7
  - CEF 110090 — AGE/CALV. 13/11 — AVG. WI/CALV. 106/10 — ICP 403
    - AG 070480
    - CEF 040125 — AGE/CALV. 10/9 — AVG. WI/CALV. 93/8
- FCT 100159 — AGE/CALV. 14/12 — AVG. WI/CALV. 103/13 — ICP 384
  - FCT 080109
    - LAR 030376
    - FCT 990021 — AGE/CALV. 13/9 — AVG. WI/CALV. 107/7
  - FCT 070195 — AGE/CALV. 10/5 — AVG. WI/CALV. 99/5 — ICP 555
    - FCT 050121
    - FCT 000104 — AGE/CALV. 17/14 — AVG. WI/CALV. 96/13

Calving Ease Value	Weaner Calf Value	Fertility Value	Maintenance Value	Cow Value	Growth Value	Carcass Value
104	117	89	84	111	125	132

Calf and Mother			Fertility				Post-Wean Growth			Frame			Carcass		
Birth Dir.	Wean Dir.	Wean Mat.	Scr. Circ.	Heifer Fert.	Cow Fert.	Longev.	Post Wean	ADG	FCR	Mature Weight	Height	Length	EMA	Fat	Mar
106	112	114	133	94	81	108	119	130	114	116	125	138	108	113	96

Wean Index	365D Index	540D Index	ADG Index	FCR Index	Scrotum	LH
106	-	-	117	-	362	1.29

Myostatin	
Q204X	0
NT821	0
F94L	0

REMARKS: Besonderse lengte van lyf, goeie balans en bespiering.Goeie kop, nek en skof aanhegting. Curve-Bender. Manlike bul. Groei en melk om vervangingsverse te teel. In eie kudde gebruik. POTENSIELE STOETBUL.

LOGIX EBV Analysis: 2025-03-16

LOT 9

THUSO GRAAN EDMS BPK

WVZ 220027
2022-04-14
SP

Parentage	Sire	Dam
DNA	✔	✔
Genomic		

- WVZ 200021 HH(c)
  - GJN 160006 HH(c)
    - AG 120062 HH(c)
    - GJN 110001 — AGE/CALV. 14/9 — AVG. WI/CALV. 106/8
  - WVZ 160062 — AGE/CALV. 8/6 — AVG. WI/CALV. 103/6 — ICP 379
    - GJN 110074
    - WVZ 090055 HH(c) — AGE/CALV. 15/13 — AVG. WI/CALV. 103/11
- WVZ 200046 — AGE/CALV. 4/3 — AVG. WI/CALV. 109/2 — ICP 440
  - GJN 130201 HH(c)
    - CSW 080100
    - GJN 110025 — AGE/CALV. 7/5 — AVG. WI/CALV. 109/4
  - WVZ 160097 — AGE/CALV. 5/3 — AVG. WI/CALV. 105/2 — ICP 368
    - WVZ 140086
    - WVZ 130035 — AGE/CALV. 6/4 — AVG. WI/CALV. 99/4

Calving Ease Value	Weaner Calf Value	Fertility Value	Maintenance Value	Cow Value	Growth Value	Carcass Value
111	117	110	101	125	108	118

Calf and Mother			Fertility				Post-Wean Growth			Frame			Carcass		
Birth Dir.	Wean Dir.	Wean Mat.	Scr. Circ.	Heifer Fert.	Cow Fert.	Longev.	Post Wean	ADG	FCR	Mature Weight	Height	Length	EMA	Fat	Mar
108	106	113	101	110	96	119	105	111	109	96	90	98	98	131	145

Wean Index	365D Index	540D Index	ADG Index	FCR Index	Scrotum	LH
110	-	-	105	-	352	1.24

Myostatin	
Q204X	0
NT821	0
F94L	0

REMARKS: Teel van goeie vervangingsverse, genoegsame melk. Kapasiteit en balans. Kan met gemak op verse gebruik word. Twee sterk vaars van Gert Nel wat beide kuddevaar VV04-0046 in voorgeslag het.

LOGIX EBV Analysis: 2025-03-16

BULLE

LOT 10 — *THUSO GRAAN EDMS BPK*

WVZ 220101
2022-10-09
SP

Ouerskap	Vaar	Moer
DNS	✔	✔
Genomies		

- WVZ 190024 HH(c)
  - GJN 130201 HH(c)
    - CSW 080100
    - GJN 110025 (OUD/KALW. 7/5, GEM. SI/KALW. 109/4)
  - WVZ 130035 (OUD/KALW. 6/4, GEM. SI/KALW. 99/4, TKP 439)
    - JMP 050276
    - WVZ 080022 (OUD/KALW. 11/9, GEM. SI/KALW. 99/9)
- WVZ 160081 (OUD/KALW. 8/5, GEM. SI/KALW. 96/3, TKP 400)
  - NFS 110151
    - NFS 070163
    - NFS 080220 (OUD/KALW. 3/2, GEM. SI/KALW. 94/2)
  - WVZ 090014 (OUD/KALW. 12/10, GEM. SI/KALW. 105/9, TKP 400)
    - WAT 040068
    - WVZ 980070 (OUD/KALW. 14/12, GEM. SI/KALW. 103/12)

Geboortegemak Waarde	Speenkalf Waarde	Vrugbaarheids-waarde	Onderhouds-waarde	Koeiwaarde	Groei-waarde	Karkas-waarde
86	101	94	93	95	108	115

Kalf en Moeder			Vrugbaarheid				Na-Speen Groei			Raam			Karkas		
Geb. Dir.	Spn. Dir.	Spn. Mat.	Skr. Omtr.	Vers Vrugb.	Koei Vrugb.	Lankl.	Na-Speen	GDT	VOV	Volw. Gewig	Hoogte	Lengte	OSO	Vet	Mar
89	108	103	120	98	90	106	111	111	110	106	92	104	103	111	106

Spn. Indeks	365D Indeks	540D Indeks	GDT Indeks	VOV Indeks	Skrotum	LH
90	-	-	102	-	378	1.26

Miostatien	
Q204X	0
NT821	0
F94L	0

OPMERKINGS: "All Rounder", goeie diepte en groei. Genoegsame melk. Kan met gemak op verse gebruik word.

LOGIX EBV Analise: 2025-03-16

LOT 11 — *THUSO GRAAN EDMS BPK*

WVZ 210109
2021-10-13
SP

Ouerskap	Vaar	Moer
DNS	✔	✔
Genomies		

- WVZ 190015 HH(c)
  - WVZ 160060
    - GJN 110074
    - PHR 060206 (OUD/KALW. 16/12, GEM. SI/KALW. 97/12)
  - FCT 100159 (OUD/KALW. 14/12, GEM. SI/KALW. 103/13, TKP 384)
    - FCT 080109
    - FCT 070195 (OUD/KALW. 10/5, GEM. SI/KALW. 99/5)
- FCT 100163 (OUD/KALW. 11/10, GEM. SI/KALW. 95/10, TKP 365)
  - WAT 070039
    - WAT 030025
    - WAT 040135 (OUD/KALW. 15/12, GEM. SI/KALW. 96/10)
  - FCT 020093 (OUD/KALW. 12/10, GEM. SI/KALW. 97/9, TKP 378)
    - HJL 980003
    - FCT 950025 (OUD/KALW. 12/9, GEM. SI/KALW. 93/8)

Geboortegemak Waarde	Speenkalf Waarde	Vrugbaarheids-waarde	Onderhouds-waarde	Koeiwaarde	Groei-waarde	Karkas-waarde
84	96	102	104	93	109	95

Kalf en Moeder			Vrugbaarheid				Na-Speen Groei			Raam			Karkas		
Geb. Dir.	Spn. Dir.	Spn. Mat.	Skr. Omtr.	Vers Vrugb.	Koei Vrugb.	Lankl.	Na-Speen	GDT	VOV	Volw. Gewig	Hoogte	Lengte	OSO	Vet	Mar
82	102	98	109	101	97	108	104	120	120	94	110	98	104	89	58

Spn. Indeks	365D Indeks	540D Indeks	GDT Indeks	VOV Indeks	Skrotum	LH
100	-	-	110	-	365	1.19

Miostatien	
Q204X	0
NT821	0
F94L	0

OPMERKINGS: Bogemiddelde groei, goeie lengte van lyf. Gaan besonderse voerkraal groeiers teel.

LOGIX EBV Analise: 2025-03-16

LOT 12 — *THUSO GRAAN EDMS BPK*

WVZ 210098
2021-09-27
SP

Ouerskap	Vaar	Moer
DNS	✔	✔
Genomies		

- CEF 170568 HH(c)
  - CEF 130317 HH(c)
    - CEF 110301 HH(c)
    - CEF 100161 (OUD/KALW. 13/9, GEM. SI/KALW. 103/7)
  - CEF 110090 (OUD/KALW. 13/11, GEM. SI/KALW. 106/10, TKP 403)
    - AG 070480
    - CEF 040125 (OUD/KALW. 10/9, GEM. SI/KALW. 93/8)
- WVZ 160098 HH(c) (OUD/KALW. 8/5, GEM. SI/KALW. 101/5, TKP 399)
  - WVZ 140086
    - FCT 100193
    - AEJ 070194 (OUD/KALW. 15/12, GEM. SI/KALW. 103/11)
  - WVZ 130028 (OUD/KALW. 8/6, GEM. SI/KALW. 108/6, TKP 411)
    - PHR 100023
    - WVZ 100060 (OUD/KALW. 11/8, GEM. SI/KALW. 106/8)

Geboortegemak Waarde	Speenkalf Waarde	Vrugbaarheids-waarde	Onderhouds-waarde	Koeiwaarde	Groei-waarde	Karkas-waarde
98	123	97	79	116	127	127

Kalf en Moeder			Vrugbaarheid				Na-Speen Groei			Raam			Karkas		
Geb. Dir.	Spn. Dir.	Spn. Mat.	Skr. Omtr.	Vers Vrugb.	Koei Vrugb.	Lankl.	Na-Speen	GDT	VOV	Volw. Gewig	Hoogte	Lengte	OSO	Vet	Mar
98	121	108	140	93	89	118	123	127	110	124	120	133	128	78	112

Spn. Indeks	365D Indeks	540D Indeks	GDT Indeks	VOV Indeks	Skrotum	LH
105	-	-	102	-	384	1.25

Miostatien	
Q204X	0
NT821	0
F94L	0

OPMERKINGS: Pragtige toplyn, lang lyf, mooi kruis- en stertaanhegting. Ideaal om voerkraal- en speenkalwers met goeie groei te teel. Curve-Bender.

LOGIX EBV Analise: 2025-03-16

BULLS

LOT 13 — THUSO GRAAN EDMS BPK

WVZ 200055
2020-05-20
SP

Parentage	Sire	Dam
DNA	✔	✔
Genomic		

GJN 160006 HH(c)
- AG 120062 HH(c)
  - AG 070742
  - AG 080435 — AGE/CALV. 13/9, AVG. WI/CALV. 97/8
- GJN 110001 — AGE/CALV. 14/9, AVG. WI/CALV. 106/8, ICP 495
  - VV 040046 HH(c)
  - GJN 060003 — AGE/CALV. 5/3, AVG. WI/CALV. 102/3

WVZ 150104 — AGE/CALV. 5/3, AVG. WI/CALV. 90/4, ICP 381
- AEJ 090020
  - AG 020251
  - AEJ 010076 — AGE/CALV. 10/7, AVG. WI/CALV. 100/7
- WVZ 970045 — AGE/CALV. 19/16, AVG. WI/CALV. 109/16, ICP 393
  - AG 930242
  - WVZ 930060 — AGE/CALV. 6/5, AVG. WI/CALV. 105/5

Calving Ease Value	Weaner Calf Value	Fertility Value	Maintenance Value	Cow Value	Growth Value	Carcass Value
122	107	88	107	107	102	102

Calf and Mother			Fertility				Post-Wean Growth			Frame			Carcass		
Birth Dir.	Wean Dir.	Wean Mat.	Scr. Circ.	Heifer Fert.	Cow Fert.	Longev.	Post Wean	ADG	FCR	Mature Weight	Height	Length	EMA	Fat	Mar
119	93	111	139	100	83	101	94	102	99	91	87	97	111	109	100

Wean Index	365D Index	540D Index	ADG Index	FCR Index	Scrotum	LH
102	-	-	91	-	394	1.23

Myostatin	
Q204X	0
NT821	0
F94L	0

REMARKS: Sterk kop en bree bek. Goeie kop-, nek- en skofaan-hegting. Donker kleur. Goeie bespiering, sterk swart kloue. Kan kalwingsgemak en melktekort aanspreek. Bewese 5 jaar oue bul.

LOGIX EBV Analysis: 2025-03-16

LOT 14 — HENTACOR BONSMARAS

LMR 190106
2019-08-29
SP

Parentage	Sire	Dam
DNA	✔	
Genomic		

LAR 140173 HH(c)
- LAR 120033 HH(c)
  - LAR 070055
  - LAR 090199 — AGE/CALV. 6/3, AVG. WI/CALV. 104/3
- LAR 100159 — AGE/CALV. 14/11, AVG. WI/CALV. 106/10, ICP 415
  - LAR 080054
  - LAR 020268 — AGE/CALV. 17/14, AVG. WI/CALV. 104/13

LMR 120207 — AGE/CALV. 11/7, AVG. WI/CALV. 100/7, ICP 390
- LMR 070280
  - LMR 020148
  - LMR 000162 — AGE/CALV. 17/7, AVG. WI/CALV. 105/6
- LMR 090129 — AGE/CALV. 5/3, AVG. WI/CALV. 102/2, ICP 393
  - AG 030046
  - LMR 980162 — AGE/CALV. 15/12, AVG. WI/CALV. 99/12

Calving Ease Value	Weaner Calf Value	Fertility Value	Maintenance Value	Cow Value	Growth Value	Carcass Value
110	95	88	108	94	115	99

Calf and Mother			Fertility				Post-Wean Growth			Frame			Carcass		
Birth Dir.	Wean Dir.	Wean Mat.	Scr. Circ.	Heifer Fert.	Cow Fert.	Longev.	Post Wean	ADG	FCR	Mature Weight	Height	Length	EMA	Fat	Mar
113	91	104	110	97	79	107	104	108	98	90	80	99	133	80	115

Wean Index	365D Index	540D Index	ADG Index	FCR Index	Scrotum	LH
95	-	-	94	-	370	1.21

Myostatin	
Q204X	0
NT821	Not Tested
F94L	Not Tested

REMARKS: Veilig met kalwingsgemak. Seun van LAR 14-173 (Maestro)

LOGIX EBV Analysis: 2025-03-16

LOT 15 — THUSO GRAAN EDMS BPK

WVZ 210129
2021-11-29
SP

Parentage	Sire	Dam
DNA	✔	✔
Genomic		

WBB 170020 HH(c)
- AG 130392
  - ADV 090172
  - AG 080169 — AGE/CALV. 8/4, AVG. WI/CALV. 97/3
- WBB 130016 — AGE/CALV. 6/3, AVG. WI/CALV. 105/3, ICP 384
  - PAD 090196 Pp(c)
  - AG 020118 — AGE/CALV. 14/11, AVG. WI/CALV. 100/11

JHK 160141 — AGE/CALV. 8/6, AVG. WI/CALV. 102/5, ICP 352
- CEF 050392
  - CEF 020328
  - CEF 000177 — AGE/CALV. 15/12, AVG. WI/CALV. 94/11
- NFS 090121 — AGE/CALV. 15/12, AVG. WI/CALV. 102/11, ICP 413
  - NFS 060243
  - NFS 070069 — AGE/CALV. 8/6, AVG. WI/CALV. 97/6

Calving Ease Value	Weaner Calf Value	Fertility Value	Maintenance Value	Cow Value	Growth Value	Carcass Value
88	105	86	92	93	110	109

Calf and Mother			Fertility				Post-Wean Growth			Frame			Carcass		
Birth Dir.	Wean Dir.	Wean Mat.	Scr. Circ.	Heifer Fert.	Cow Fert.	Longev.	Post Wean	ADG	FCR	Mature Weight	Height	Length	EMA	Fat	Mar
87	112	96	104	85	91	101	111	109	106	107	99	106	105	83	116

Wean Index	365D Index	540D Index	ADG Index	FCR Index	Scrotum	LH
97	-	-	101	-	342	1.23

Myostatin	
Q204X	1
NT821	0
F94L	0

REMARKS: Langlyf bul, mooi kruis en goeie toplyn. Goeie groei, ideaal vir speenkalf- en voerkraal produksie.

LOGIX EBV Analysis: 2025-03-16

© Compiled by the South African Stud Book and Livestock Improvement Association
All Pedigree- and Performance Data has been certified as correct

BULLE

LOT 16

THUSO GRAAN EDMS BPK

WVZ 210035
2021-05-05
SP

Ouerskap	Vaar	Moer
DNS	✔	✔
Genomies		

WBB 170020 HH(c)
- AG 130392
  - ADV 090172
  - AG 080169 (OUD/KALW. 8/4, GEM. SI/KALW. 97/3)
- WBB 130016 (OUD/KALW. 6/3, GEM. SI/KALW. 105/3, TKP 384)
  - PAD 090196 Pp(c)
  - AG 020118 (OUD/KALW. 14/11, GEM. SI/KALW. 100/11)

WVZ 130146 (OUD/KALW. 9/7, GEM. SI/KALW. 105/6, TKP 424)
- FCT 100193
  - FCT 070046
  - FCT 030084 (OUD/KALW. 10/7, GEM. SI/KALW. 100/6)
- WVZ 100015 (OUD/KALW. 7/5, GEM. SI/KALW. 98/5, TKP 362)
  - NFS 060100
  - WVZ 070070 (OUD/KALW. 8/6, GEM. SI/KALW. 104/5)

Geboortegemak Waarde	Speenkalf Waarde	Vrugbaarheids-waarde	Onderhouds-waarde	Koeiwaarde	Groei-waarde	Karkas-waarde
92	121	92	88	112	109	118

Kalf en Moeder			Vrugbaarheid				Na-Speen Groei			Raam			Karkas		
Geb. Dir.	Spn. Dir.	Spn. Mat.	Skr. Omtr.	Vers Vrugb.	Koei Vrugb.	Lankl.	Na-Speen	GDT	VOV	Volw. Gewig	Hoogte	Lengte	OSO	Vet	Mar
88	118	110	86	85	98	106	114	116	119	112	103	109	108	114	85

Spn. Indeks	365D Indeks	540D Indeks	GDT Indeks	VOV Indeks	Skrotum	LH
101	-	-	108	-	308	1.22

Miostatien	
Q204X	1
NT821	0
F94L	0

OPMERKINGS: Goeie kop-, nek- en skofaanhegting. Bree lang lyf en mooi kruis. Bogemiddelde groei- en melk kombinasie. Ideaal vir voerkraal produksie.

LOGIX EBV Analise: 2025-03-16

LOT 17

THUSO GRAAN EDMS BPK

WVZ 210046
2021-05-24
SP

Ouerskap	Vaar	Moer
DNS	✔	✔
Genomies		

GJN 130201 HH(c)
- CSW 080100
  - LAR 000084
  - CSW 020055 (OUD/KALW. 12/10, GEM. SI/KALW. 105/10)
- GJN 110025 (OUD/KALW. 7/5, GEM. SI/KALW. 109/4, TKP 414)
  - VV 040046 HH(c)
  - GJN 060001 (OUD/KALW. 6/4, GEM. SI/KALW. 93/4)

WVZ 140105 (OUD/KALW. 10/8, GEM. SI/KALW. 110/8, TKP 362)
- AEJ 090094
  - AG 020251
  - AEJ 030198 (OUD/KALW. 10/8, GEM. SI/KALW. 112/8)
- WVZ 120032 (OUD/KALW. 7/5, GEM. SI/KALW. 103/5, TKP 425)
  - NFS 060100
  - WVZ 080049 (OUD/KALW. 14/11, GEM. SI/KALW. 95/11)

Geboortegemak Waarde	Speenkalf Waarde	Vrugbaarheids-waarde	Onderhouds-waarde	Koeiwaarde	Groei-waarde	Karkas-waarde
106	110	101	101	115	91	101

Kalf en Moeder			Vrugbaarheid				Na-Speen Groei			Raam			Karkas		
Geb. Dir.	Spn. Dir.	Spn. Mat.	Skr. Omtr.	Vers Vrugb.	Koei Vrugb.	Lankl.	Na-Speen	GDT	VOV	Volw. Gewig	Hoogte	Lengte	OSO	Vet	Mar
111	99	122	112	116	89	102	97	87	92	96	100	108	97	91	130

Spn. Indeks	365D Indeks	540D Indeks	GDT Indeks	VOV Indeks	Skrotum	LH
113	-	-	97	-	366	1.25

Miostatien	
Q204X	0
NT821	0
F94L	0

OPMERKINGS: Bree bul met goeie toplyn, gemak van kalwing en genoegsame melk. Bul met besonderse lengte.

LOGIX EBV Analise: 2025-03-16

LOT 18

THUSO GRAAN EDMS BPK

WVZ 220020
2022-04-11
SP

Ouerskap	Vaar	Moer
DNS	✔	✔
Genomies		

JG 180039 HH(c)
- JG 140880
  - JG 120034
  - JG 120578 (OUD/KALW. 4/1, GEM. SI/KALW. 110/1)
- JG 150400 (OUD/KALW. 6/3, GEM. SI/KALW. 108/3, TKP 488)
  - VV 120139 HH(c)
  - JG 120456 (OUD/KALW. 6/4, GEM. SI/KALW. 96/4)

WVZ 180010 (OUD/KALW. 7/5, GEM. SI/KALW. 102/4, TKP 369)
- PER 140014 HH(c)
  - ABB 090196
  - PER 000115 (OUD/KALW. 14/10, GEM. SI/KALW. 105/9)
- WVZ 150068 (OUD/KALW. 6/4, GEM. SI/KALW. 109/4, TKP 364)
  - GJN 110074
  - AEJ 070109 (OUD/KALW. 11/9, GEM. SI/KALW. 100/9)

Geboortegemak Waarde	Speenkalf Waarde	Vrugbaarheids-waarde	Onderhouds-waarde	Koeiwaarde	Groei-waarde	Karkas-waarde
84	120	99	84	113	114	113

Kalf en Moeder			Vrugbaarheid				Na-Speen Groei			Raam			Karkas		
Geb. Dir.	Spn. Dir.	Spn. Mat.	Skr. Omtr.	Vers Vrugb.	Koei Vrugb.	Lankl.	Na-Speen	GDT	VOV	Volw. Gewig	Hoogte	Lengte	OSO	Vet	Mar
87	124	105	104	98	98	105	125	113	118	118	108	108	136	85	116

Spn. Indeks	365D Indeks	540D Indeks	GDT Indeks	VOV Indeks	Skrotum	LH
93	-	-	95	-	343	1.16

Miostatien	
Q204X	1
NT821	0
F94L	0

OPMERKINGS: Goeie groei, breedte. Mooi toplyn. Sterk op speen- en voerkraalgroei. Besonderse vrugbare moederlyn.

LOGIX EBV Analise: 2025-03-16

BULLS

LOT 19 — THUSO GRAAN EDMS BPK

WVZ 220102
2022-10-09
SP

Parentage	Sire	Dam
DNA	✔	✔
Genomic		

JG 180039 HH(c)
- JG 140880
  - JG 120034
  - JG 120578 — AGE/CALV. 4/1, AVG. WI/CALV. 110/1
- JG 150400 — AGE/CALV. 6/3, AVG. WI/CALV. 108/3, ICP 488
  - VV 120139 HH(c)
  - JG 120456 — AGE/CALV. 6/4, AVG. WI/CALV. 96/4

WVZ 180018 — AGE/CALV. 7/5, AVG. WI/CALV. 115/2, ICP 357
- LMR 140226
  - WBB 100260
  - LMR 110063 — AGE/CALV. 12/10, AVG. WI/CALV. 99/11
- WVZ 060011 — AGE/CALV. 14/11, AVG. WI/CALV. 98/11, ICP 392
  - VV 010061
  - WVZ 010050 — AGE/CALV. 13/10, AVG. WI/CALV. 110/10

Calving Ease Value	Weaner Calf Value	Fertility Value	Maintenance Value	Cow Value	Growth Value	Carcass Value
81	125	88	75	108	114	116

Calf and Mother			Fertility				Post-Wean Growth			Frame			Carcass		
Birth Dir.	Wean Dir.	Wean Mat.	Scr. Circ.	Heifer Fert.	Cow Fert.	Longev.	Post Wean	ADG	FCR	Mature Weight	Height	Length	EMA	Fat	Mar
85	125	114	120	88	94	98	127	123	117	129	106	120	140	60	115

Wean Index	365D Index	540D Index	ADG Index	FCR Index	Scrotum	LH
115	-	-	117	-	356	1.30

Myostatin	
Q204X	1
NT821	0
F94L	0

REMARKS: Mooi, bree toplyn. Ideaal vir voerkraal- en speenkalf produksie.

LOGIX EBV Analysis: 2025-03-16

LOT 20 — THUSO GRAAN EDMS BPK

WVZ 220009
2022-04-04
SP

Parentage	Sire	Dam
DNA	✔	✔
Genomic		

JG 180039 HH(c)
- JG 140880
  - JG 120034
  - JG 120578 — AGE/CALV. 4/1, AVG. WI/CALV. 110/1
- JG 150400 — AGE/CALV. 6/3, AVG. WI/CALV. 108/3, ICP 488
  - VV 120139 HH(c)
  - JG 120456 — AGE/CALV. 6/4, AVG. WI/CALV. 96/4

WVZ 150117 — AGE/CALV. 9/7, AVG. WI/CALV. 101/7, ICP 364
- AEJ 090020
  - AG 020251
  - AEJ 010076 — AGE/CALV. 10/7, AVG. WI/CALV. 100/7
- WVZ 090055 HH(c) — AGE/CALV. 15/13, AVG. WI/CALV. 103/11, ICP 365
  - WAT 040068
  - WVZ 050042 — AGE/CALV. 7/5, AVG. WI/CALV. 107/4

Calving Ease Value	Weaner Calf Value	Fertility Value	Maintenance Value	Cow Value	Growth Value	Carcass Value
90	118	97	79	113	120	131

Calf and Mother			Fertility				Post-Wean Growth			Frame			Carcass		
Birth Dir.	Wean Dir.	Wean Mat.	Scr. Circ.	Heifer Fert.	Cow Fert.	Longev.	Post Wean	ADG	FCR	Mature Weight	Height	Length	EMA	Fat	Mar
97	113	127	126	95	94	109	123	126	123	123	110	120	104	107	123

Wean Index	365D Index	540D Index	ADG Index	FCR Index	Scrotum	LH
99	-	-	117	-	376	1.22

Myostatin	
Q204X	0
NT821	0
F94L	0

REMARKS: "All Rounder". Lang en mooi toplyn. Sterk op melk en groei. Skofontwikkeling goed. Ideaal vir speenkalf- produksie. Sterk moederlyn ma WVZ 15-117 en ouma WVZ 09-055 wat as embrio skenkers in kudde gebruik is.

LOGIX EBV Analysis: 2025-03-16

LOT 21 — THUSO GRAAN EDMS BPK

WVZ 220026
2022-04-14
SP

Parentage	Sire	Dam
DNA	✔	✔
Genomic		

CEF 170568 HH(c)
- CEF 130317 HH(c)
  - CEF 110301 HH(c)
  - CEF 100161 — AGE/CALV. 13/9, AVG. WI/CALV. 103/7
- CEF 110090 — AGE/CALV. 13/11, AVG. WI/CALV. 106/10, ICP 403
  - AG 070480
  - CEF 040125 — AGE/CALV. 10/9, AVG. WI/CALV. 93/8

WVZ 060054 — AGE/CALV. 16/14, AVG. WI/CALV. 99/11, ICP 380
- MCU 020077
  - MCU 990090 P
  - MCU 990068 P — AGE/CALV. 6/4, AVG. WI/CALV. 99/3
- WVZ 030096 — AGE/CALV. 9/6, AVG. WI/CALV. 101/6, ICP 411
  - WVZ 000053
  - WVZ 010066 — AGE/CALV. 13/8, AVG. WI/CALV. 115/8

Calving Ease Value	Weaner Calf Value	Fertility Value	Maintenance Value	Cow Value	Growth Value	Carcass Value
102	114	107	87	117	117	113

Calf and Mother			Fertility				Post-Wean Growth			Frame			Carcass		
Birth Dir.	Wean Dir.	Wean Mat.	Scr. Circ.	Heifer Fert.	Cow Fert.	Longev.	Post Wean	ADG	FCR	Mature Weight	Height	Length	EMA	Fat	Mar
104	113	106	127	99	107	108	111	113	101	114	126	128	118	74	106

Wean Index	365D Index	540D Index	ADG Index	FCR Index	Scrotum	LH
105	-	-	96	-	376	1.18

Myostatin	
Q204X	0
NT821	0
F94L	0

REMARKS: Langlyf bul, bogemiddelde produksie eienskappe. Puik bespiering. Speen 52,4% van sy ma.

LOGIX EBV Analysis: 2025-03-16

© Compiled by the South African Stud Book and Livestock Improvement Association
All Pedigree- and Performance Data has been certified as correct

BULLE

LOT 22

THUSO GRAAN EDMS BPK

WVZ 210010 HH(c)
2021-04-17
SP

Ouerskap	Vaar	Moer
DNS	✔	✔
Genomies	✔	

WBB 170020 HH(c)
- AG 130392
  - ADV 090172
  - AG 080169 (OUD/KALW. 8/4, GEM. SI/KALW. 97/3)
- WBB 130016 (OUD/KALW. 6/3, GEM. SI/KALW. 105/3, TKP 384)
  - PAD 090196 Pp(c)
  - AG 020118 (OUD/KALW. 14/11, GEM. SI/KALW. 100/11)

WVZ 150117 (OUD/KALW. 9/7, GEM. SI/KALW. 101/7, TKP 364)
- AEJ 090020
  - AG 020251
  - AEJ 010076 (OUD/KALW. 10/7, GEM. SI/KALW. 100/7)
- WVZ 090055 HH(c) (OUD/KALW. 15/13, GEM. SI/KALW. 103/11, TKP 365)
  - WAT 040068
  - WVZ 050042 (OUD/KALW. 7/5, GEM. SI/KALW. 107/4)

Geboortegemak Waarde	Speenkalf Waarde	Vrugbaarheids-waarde	Onderhouds-waarde	Koeiwaarde	Groei-waarde	Karkas-waarde
91	104	93	102	99	103	113

Kalf en Moeder			Vrugbaarheid				Na-Speen Groei			Raam			Karkas		
Geb. Dir.	Spn. Dir.	Spn. Mat.	Skr. Omtr.	Vers Vrugb.	Koei Vrugb.	Lankl.	Na-Speen	GDT	VOV	Volw. Gewig	Hoogte	Lengte	OSO	Vet	Mar
92	102	112	99	88	91	111	104	109	110	95	92	101	96	118	109

Spn. Indeks	365D Indeks	540D Indeks	GDT Indeks	VOV Indeks	Skrotum	LH
93	-	-	110	-	345	1.25

OPMERKINGS: Sterk toplyn, goeie breedte wat aansluit by mooi kruis. Aanwins om melk en groei aan te spreek.Sterk moederlyn ma WVZ 15-117 en ouma WVZ 09-055 wat as embrio-skenkers in kudde gebruik is.

Miostatien	
Q204X	0
NT821	0
F94L	0

LOGIX EBV Analise: 2025-03-16

LOT 23

THUSO GRAAN EDMS BPK

WVZ 210058
2021-07-01
SP

Ouerskap	Vaar	Moer
DNS	✔	✔
Genomies		

WBB 170020 HH(c)
- AG 130392
  - ADV 090172
  - AG 080169 (OUD/KALW. 8/4, GEM. SI/KALW. 97/3)
- WBB 130016 (OUD/KALW. 6/3, GEM. SI/KALW. 105/3, TKP 384)
  - PAD 090196 Pp(c)
  - AG 020118 (OUD/KALW. 14/11, GEM. SI/KALW. 100/11)

WVZ 140060 (OUD/KALW. 9/7, GEM. SI/KALW. 100/7, TKP 390)
- FCT 100193
  - FCT 070046
  - FCT 030084 (OUD/KALW. 10/7, GEM. SI/KALW. 100/6)
- WVZ 110034 (OUD/KALW. 5/4, GEM. SI/KALW. 98/3, TKP 363)
  - MJG 040071 P
  - WVZ 070084 (OUD/KALW. 6/4, GEM. SI/KALW. 89/3)

Geboortegemak Waarde	Speenkalf Waarde	Vrugbaarheids-waarde	Onderhouds-waarde	Koeiwaarde	Groei-waarde	Karkas-waarde
74	108	90	100	95	101	121

Kalf en Moeder			Vrugbaarheid				Na-Speen Groei			Raam			Karkas		
Geb. Dir.	Spn. Dir.	Spn. Mat.	Skr. Omtr.	Vers Vrugb.	Koei Vrugb.	Lankl.	Na-Speen	GDT	VOV	Volw. Gewig	Hoogte	Lengte	OSO	Vet	Mar
72	115	98	104	94	88	104	111	100	97	98	95	101	103	143	110

Spn. Indeks	365D Indeks	540D Indeks	GDT Indeks	VOV Indeks	Skrotum	LH
102	-	-	94	-	323	1.19

OPMERKINGS: Mooi vel, goeie kapasiteit. Hoogte is ideaal vir gebuik op groot raam diere en effens laer diere te teel.

Miostatien	
Q204X	0
NT821	0
F94L	0

LOGIX EBV Analise: 2025-03-16

LOT 24

THUSO GRAAN EDMS BPK

WVZ 220070
2022-09-15
SP

Ouerskap	Vaar	Moer
DNS	✔	✔
Genomies		

JG 180039 HH(c)
- JG 140880
  - JG 120034
  - JG 120578 (OUD/KALW. 4/1, GEM. SI/KALW. 110/1)
- JG 150400 (OUD/KALW. 6/3, GEM. SI/KALW. 108/3, TKP 488)
  - VV 120139 HH(c)
  - JG 120456 (OUD/KALW. 6/4, GEM. SI/KALW. 96/4)

WVZ 160098 HH(c) (OUD/KALW. 8/5, GEM. SI/KALW. 101/5, TKP 399)
- WVZ 140086
  - FCT 100193
  - AEJ 070194 (OUD/KALW. 15/12, GEM. SI/KALW. 103/11)
- WVZ 130028 (OUD/KALW. 8/6, GEM. SI/KALW. 108/6, TKP 411)
  - PHR 100023
  - WVZ 100060 (OUD/KALW. 11/8, GEM. SI/KALW. 106/8)

Geboortegemak Waarde	Speenkalf Waarde	Vrugbaarheids-waarde	Onderhouds-waarde	Koeiwaarde	Groei-waarde	Karkas-waarde
93	137	88	69	120	126	131

Kalf en Moeder			Vrugbaarheid				Na-Speen Groei			Raam			Karkas		
Geb. Dir.	Spn. Dir.	Spn. Mat.	Skr. Omtr.	Vers Vrugb.	Koei Vrugb.	Lankl.	Na-Speen	GDT	VOV	Volw. Gewig	Hoogte	Lengte	OSO	Vet	Mar
95	129	117	127	90	84	110	134	124	124	138	132	132	136	84	131

Spn. Indeks	365D Indeks	540D Indeks	GDT Indeks	VOV Indeks	Skrotum	LH
107	-	-	104	-	371	1.15

OPMERKINGS: Sterk toplyn bul. Gebruik op kleiner koeie om swaarder speenkalwers te produseer. Besonderse hoe melk-waarde, kan gebruik word om kudde se melk te lig.

Miostatien	
Q204X	0
NT821	0
F94L	0

LOGIX EBV Analise: 2025-03-16

BULLS

LOT 25 — *THUSO GRAAN EDMS BPK*

WVZ 220121
2022-11-03
SP

Parentage	Sire	Dam
DNA	✔	✔
Genomic		

- WVZ 190014
  - GJN 130201 HH(c)
    - CSW 080100
    - GJN 110025 — AGE/CALV. 7/5 — AVG. WI/CALV. 109/4
  - WVZ 120048 — AGE/CALV. 12/10 — AVG. WI/CALV. 105/9 — ICP 407
    - MMJ 080102
    - PHR 080168 — AGE/CALV. 6/4 — AVG. WI/CALV. 97/4
- WVZ 180024 — AGE/CALV. 6/4 — AVG. WI/CALV. 107/4 — ICP 413
  - WBB 140203
    - WBB 100266
    - WBB 100221 — AGE/CALV. 15/13 — AVG. WI/CALV. 100/12
  - WVZ 140163 — AGE/CALV. 10/8 — AVG. WI/CALV. 104/6 — ICP 389
    - AEJ 090094
    - WVZ 120021 — AGE/CALV. 5/3 — AVG. WI/CALV. 105/3

Calving Ease Value	Weaner Calf Value	Fertility Value	Maintenance Value	Cow Value	Growth Value	Carcass Value
81	110	105	84	108	119	119

Calf and Mother			Fertility				Post-Wean Growth			Frame			Carcass		
Birth Dir.	Wean Dir.	Wean Mat.	Scr. Circ.	Heifer Fert.	Cow Fert.	Longev.	Post Wean	ADG	FCR	Mature Weight	Height	Length	EMA	Fat	Mar
87	113	116	89	113	91	109	115	130	134	117	125	121	99	92	99

Wean Index	365D Index	540D Index	ADG Index	FCR Index	Scrotum	LH
107	-	-	119	-	314	1.19

Myostatin	
Q204X	0
NT821	0
F94L	0

REMARKS: Donker kleur met mooi kop. Goed om melk- en voerkraal groei aan te spreek.

LOGIX EBV Analysis: 2025-03-16

LOT 26 — *THUSO GRAAN EDMS BPK*

WVZ 220092
2022-09-30
SP

Parentage	Sire	Dam
DNA	✔	✔
Genomic		

- JG 180039 HH(c)
  - JG 140880
    - JG 120034
    - JG 120578 — AGE/CALV. 4/1 — AVG. WI/CALV. 110/1
  - JG 150400 — AGE/CALV. 6/3 — AVG. WI/CALV. 108/3 — ICP 488
    - VV 120139 HH(c)
    - JG 120456 — AGE/CALV. 6/4 — AVG. WI/CALV. 96/4
- WVZ 190003 — AGE/CALV. 5/2 — AVG. WI/CALV. 105/2 — ICP 511
  - VV 040046 HH(c)
    - VV 010292
    - VV 000092 — AGE/CALV. 17/13 — AVG. WI/CALV. 104/11
  - WVZ 160114 — AGE/CALV. 4/2 — AVG. WI/CALV. 105/2 — ICP 423
    - HTC 120132 P
    - WVZ 130021 — AGE/CALV. 4/3 — AVG. WI/CALV. 121/2

Calving Ease Value	Weaner Calf Value	Fertility Value	Maintenance Value	Cow Value	Growth Value	Carcass Value
120	123	94	91	123	107	121

Calf and Mother			Fertility				Post-Wean Growth			Frame			Carcass		
Birth Dir.	Wean Dir.	Wean Mat.	Scr. Circ.	Heifer Fert.	Cow Fert.	Longev.	Post Wean	ADG	FCR	Mature Weight	Height	Length	EMA	Fat	Mar
120	113	106	108	104	86	104	115	114	114	108	100	106	104	119	118

Wean Index	365D Index	540D Index	ADG Index	FCR Index	Scrotum	LH
114	-	-	114	-	351	1.23

Myostatin	
Q204X	0
NT821	0
F94L	0

REMARKS: Mooi toplyn. Los keelvel. Curve -Bender. Besondere hoe kalwingsgemak.

LOGIX EBV Analysis: 2025-03-16

LOT 27 — *THUSO GRAAN EDMS BPK*

WVZ 220010
2022-04-04
SP

Parentage	Sire	Dam
DNA	✔	✔
Genomic		

- CEF 170568 HH(c)
  - CEF 130317 HH(c)
    - CEF 110301 HH(c)
    - CEF 100161 — AGE/CALV. 13/9 — AVG. WI/CALV. 103/7
  - CEF 110090 — AGE/CALV. 13/11 — AVG. WI/CALV. 106/10 — ICP 403
    - AG 070480
    - CEF 040125 — AGE/CALV. 10/9 — AVG. WI/CALV. 93/8
- WVZ 170040 — AGE/CALV. 7/5 — AVG. WI/CALV. 98/4 — ICP 364
  - WVZ 150004 HH(c)
    - LMR 100014
    - WVZ 120008 — AGE/CALV. 5/2 — AVG. WI/CALV. 100/2
  - WVZ 150014 — AGE/CALV. 10/7 — AVG. WI/CALV. 97/8 — ICP 399
    - PHR 100023
    - WVZ 120109 — AGE/CALV. 4/1 — AVG. WI/CALV. 108/1

Calving Ease Value	Weaner Calf Value	Fertility Value	Maintenance Value	Cow Value	Growth Value	Carcass Value
124	107	104	107	115	102	100

Calf and Mother			Fertility				Post-Wean Growth			Frame			Carcass		
Birth Dir.	Wean Dir.	Wean Mat.	Scr. Circ.	Heifer Fert.	Cow Fert.	Longev.	Post Wean	ADG	FCR	Mature Weight	Height	Length	EMA	Fat	Mar
123	97	101	93	104	96	111	94	99	85	91	104	109	94	67	93

Wean Index	365D Index	540D Index	ADG Index	FCR Index	Scrotum	LH
98	-	-	95	-	327	1.25

Myostatin	
Q204X	0
NT821	0
F94L	0

REMARKS: Sterk toplyn. Goed op kalwingsgemak, kan maklik op verse gebruik word.

LOGIX EBV Analysis: 2025-03-16

© Compiled by the South African Stud Book and Livestock Improvement Association
All Pedigree- and Performance Data has been certified as correct

BULLE

LOT 28 *THUSO GRAAN EDMS BPK*

WVZ 210040
2021-05-11
SP

Ouerskap	Vaar	Moer
DNS	✔	✔
Genomies		

- **GJN 130201 HH(c)**
  - **CSW 080100**
    - **LAR 000084**
    - **CSW 020055** OUD/KALW. 12/10 GEM. SI/KALW. 105/10
  - **GJN 110025** OUD/KALW. 7/5 GEM. SI/KALW. 109/4 TKP 414
    - **VV 040046 HH(c)**
    - **GJN 060001** OUD/KALW. 6/4 GEM. SI/KALW. 93/4
- **WVZ 170097** OUD/KALW. 7/5 GEM. SI/KALW. 99/5 TKP 367
  - **LMR 100014**
    - **AG 030256**
    - **LMR 010186** OUD/KALW. 14/11 GEM. SI/KALW. 96/11
  - **WVZ 150042** OUD/KALW. 9/7 GEM. SI/KALW. 107/8 TKP 405
    - **WVZ 100017**
    - **AEJ 080233** OUD/KALW. 13/11 GEM. SI/KALW. 102/10

Geboortegemak Waarde	Speenkalf Waarde	Vrugbaarheids-waarde	Onderhouds-waarde	Koeiwaarde	Groei-waarde	Karkas-waarde
83	102	109	101	105	91	94

Kalf en Moeder			Vrugbaarheid				Na-Speen Groei			Raam			Karkas		
Geb. Dir.	Spn. Dir.	Spn. Mat.	Skr. Omtr.	Vers Vrugb.	Koei Vrugb.	Lankl.	Na-Speen	GDT	VOV	Volw. Gewig	Hoogte	Lengte	OSO	Vet	Mar
90	105	110	98	114	101	104	100	94	94	97	99	104	123	88	100

Spn. Indeks	365D Indeks	540D Indeks	GDT Indeks	VOV Indeks	Skrotum	LH
105	-	-	104	-	344	1.27

Miostatien

Q204X	0
NT821	0
F94L	0

OPMERKINGS: Kompakte bul, goeie diepte en om melkproduksie aan te spreek. Gebruik vir teel van vervangingsverse. Top moed-erlyn, ouma WVZ 15-042 aangewend as embrio skenker in kudde.

LOGIX EBV Analise: 2025-03-16

Bonsmara SA Cattle Breeders' Society

© Compiled by the South African Stud Book and Livestock Improvement Association
All Pedigree- and Performance Data has been certified as correct

Dier Info				Actual Values						Expected Breeding Values											Indices			Dam		
LOT	Animal ID	Sex	SEC	Birth Wt (kg)	205d Wt (kg)	CCB *Ratio*	CCW *Ratio*	Length Height *Ratio*	Scr. Circ. *(mm)*	Birth Dir (kg)	Birth Mat (kg)	Wean Dir (kg)	Wean Mat (kg)	Post Wean (kg)	Mature Weight. (kg)	ADG (g/d)	FCR (kg:kg)	Scr. Circ. (mm)	Height. (mm)	Length (mm)	Wean	ADG	Scr. Circ.	Avg. Wean Index	Nr. Calves	Repr. Index
			Breed Average							0.89	-0.26	13.4	3.5	22	22	87	-48	12.2	-	14.0						
			Auction Average	36	254	6.07	43.7	1.23	351	1.11	0.01	19.1	6.1	36	34	134	-61	18.5	4	24	104	104	111	102	6.0	111
1	WVZ 220084	M	SP	33	280	5.16	47	1.21	356	0.73	-0.53	21.1	4.8	38.9	44.6	132	-69	17.8	0	18	106	103	110	102	8	117
2	WVZ 220089	M	SP	37	266	5.8	42	1.24	335	1.54	-0.43	19.8	6.2	36.6	31.4	129	-61	14	0	20	99	99	103	102	5	109
3	WVZ 220078	M	SP	39	282	6.88	47.1	1.22	360	2.20	-0.27	22.3	8.3	43.0	47.8	133	-54	22.9	11	32	104	93	118	103	13	113
4	WVZ 220050	M	SP	36	252	8.59	37.7	1.20	310	-0.09	0.97	15.4	5.2	30.9	20.2	188	-71	15.8	9	33	106	108	106	101	4	122
5	WVZ 220057	M	SP	36	251	6.9	51.7	1.26	342	0.47	-0.16	21.4	4.6	40.3	37.7	114	-64	7.3	-3	17	109	116	92	96	8	118
6	WVZ 220029	M	SP	41	291	6.28	47.1	1.21	338	2.17	0.31	29.6	11.0	51.9	68.6	121	-66	17.6	12	34	123	99	109	110	8	114
7	WVZ 220052	M	SP	36	266	6.26	39	1.22	333	0.54	0.12	17.4	1.9	25.6	15.6	109	-41	22	-7	15	113	104	117	102	3	97
8	WVZ 220002	M	SP	33	248	5.06	44.5	1.29	362	0.26	0.05	19.7	7.5	41.6	45.2	199	-67	31.5	21	48	106	117	133	103	12	115
9	WVZ 220027	M	SP	30	254	7.32	60	1.24	352	0.01	-0.66	16.2	7.2	30.4	16.1	129	-60	13	-8	12	110	105	101	109	3	115
10	WVZ 220101	M	SP	39	249	6.23	39.7	1.26	378	2.05	0.33	17.3	4.4	34.2	30.3	128	-62	23.9	-6	17	90	102	120	96	5	103
11	WVZ 210109	M	SP	41	154	6.36	-	1.19	365	2.82	-0.64	14.2	3.0	28.9	12.7	164	-75	17.6	9	12	100	110	109	95	10	118
12	WVZ 210098	M	SP	35	269	4.71	50.6	1.25	384	1.08	-0.22	23.9	5.7	45.1	55.8	189	-62	35.5	16	43	105	102	140	101	5	103
13	WVZ 200055	M	SP	28	258	4.49	36.1	1.23	394	-1.09	-0.83	10.0	6.6	21.2	8.9	93	-46	34.9	-10	11	102	91	139	90	3	110
14	LMR 190106	M	SP	36	234	-	-	1.21	370	-0.52	0.29	8.9	4.8	27.9	7.2	117	-45	18.1	-16	13	95	94	110	100	7	97
15	WVZ 210129	M	SP	41	237	6.56	35.8	1.23	342	2.23	-0.30	19.4	2.3	34.2	32.4	122	-56	14.7	-0	19	97	101	104	102	6	113
16	WVZ 210035	M	SP	36	248	4.82	39.1	1.22	308	2.10	-0.80	22.7	6.5	37.7	39.5	146	-74	3.8	3	21	101	108	86	105	7	105
17	WVZ 210046	M	SP	37	274	4.79	40.2	1.25	366	-0.30	0.48	12.8	9.9	23.1	15.2	39	-36	19.2	0	21	113	97	112	110	8	114
18	WVZ 220020	M	SP	38	227	7.04	38.6	1.16	343	2.23	0.29	25.5	4.8	46.8	46.8	137	-72	14.2	7	21	93	95	104	102	5	120
19	WVZ 220102	M	SP	38	266	6.5	38.8	1.30	356	2.47	0.50	25.9	7.7	48.2	63.6	172	-72	23.6	5	31	115	117	120	115	5	114
20	WVZ 220009	M	SP	38	240	5.72	41.9	1.22	376	1.20	1.02	19.8	11.4	44.7	54.9	185	-79	27.6	9	32	99	117	126	101	7	113
21	WVZ 220026	M	SP	35	249	6.84	52.4	1.18	376	0.49	0.09	20.0	5.3	34.9	41.1	137	-50	28.2	22	39	105	96	127	99	14	115
22	WVZ 210010	M	SP	40	235	5.82	41.6	1.25	345	1.71	0.00	14.3	6.9	28.5	15.1	121	-61	11.8	-6	14	93	110	99	101	7	113
23	WVZ 210058	M	SP	45	259	6.87	37.9	1.19	323	3.85	-0.15	21.0	2.9	33.9	18.7	88	-44	14.5	-4	14	102	94	104	100	7	109
24	WVZ 220070	M	SP	33	282	5.12	46.2	1.15	371	1.37	0.10	27.9	8.6	54.7	76.6	179	-81	27.9	26	42	107	104	127	101	5	103
25	WVZ 220121	M	SP	38	287	6.03	41.6	1.19	314	2.25	0.79	20.1	8.0	37.4	45.7	199	-95	5.9	20	33	107	119	89	107	4	108

© Compiled by the South African Stud Book and Livestock Improvement Association
All Pedigree- and Performance Data has been certified as correct

Dier Info				Werklike Syfers						Verwagte Teelwaardes											Indekse			Moeder		
LOT	Dier ID	Geslag	AFD	Geb. Gewig (kg)	205d Gewig (kg)	KKG *Verh.*	KKS *Verh.*	Lengte Hoogte *Verh.*	Skr. Omtr. *(mm)*	Geb Dir (kg)	Geb Mat (kg)	Spn Dir (kg)	Spn Mat (kg)	Na-Spn (kg)	Volw. Gewig (kg)	GDT (g/d)	VOV (kg:kg)	Skr. Omtr. (mm)	Hoogte (mm)	Lengte (mm)	Spn.	GDT	Skr. Omtr.	Gem. Spn. Indeks	Aant. Kalw.	Repr. Indeks
			Ras Gemiddeld							0.89	-0.26	13.4	3.5	22	22	87	-48	12.2	-	14.0						
			Aanbod Gemiddeld	36	254	6.07	43.7	1.23	351	1.11	0.01	19.1	6.1	36	34	134	-61	18.5	4	24	104	104	111	102	6.0	111
26	WVZ 220092	M	SP	31	257	6.47	52.9	1.23	351	-1.18	-0.40	19.9	5.1	39.7	32.9	139	-67	16.7	0	19	114	114	108	105	2	95
27	WVZ 220010	M	SP	29	228	4.41	43.2	1.25	327	-1.49	-0.61	11.8	3.6	20.4	8.7	82	-27	8	4	22	98	95	93	98	5	113
28	WVZ 210040	M	SP	43	264	6.96	43.5	1.27	344	1.96	1.01	15.9	6.3	24.0	16.7	66	-40	10.8	0	18	105	104	98	99	5	114

© Compiled by the South African Stud Book and Livestock Improvement Association
All Pedigree- and Performance Data has been certified as correct

EXPLANATION OF CATALOGUE ABBREVIATIONS		VERDUIDELIKING VAN KATALOGUS AFKORTINGS	
Lot Number	LOT	LOT	Lot Nommer
Estimated breeding value	EBV	EBV	Beraamde teelwaarde
Parentage verification	Parentage	Ouerskap	Ouerskap verifikasie
Age in years / Number of calvings	AGE. / CALV.	OUD. / KALF.	Ouderdom in jaar / Aantal kalwings
Average Wean index / Number of calves weaned	Ave WI / CALV.	GEM SI / KALF.	Gemiddelde speen indeks / Aantal kalwers gespeen
Animal identification number	ID	ID	Dier se identifikasie nommer
Herd Book Section	SEC	AFD	Kuddeboek Afdeling
Herd Book Section: Pending Registration	PEN	PEN	Kuddeboek Afdeling: Wag vir Registrasie
Herd Book Section: Not for Registration	NFR	NFR	Kuddeboek Afdeling: Nie vir Registrasie
Herd Book Section: Foundation Generation	FO	FO	Kuddeboek Afdeling: Fondasie Generasie
Herd Book Section: Appendix A	A	A	Kuddeboek Afdeling: Aanhangsel A
Herd Book Section: Appendix B	B	B	Kuddeboek Afdeling: Aanhangsel B
Herd Book Section: Studbook Proper, a registered animal	SP	SP	Kuddeboek Afdeling: Studbook Proper, 'n geregistreerde dier
Genomically Tested	GT	GT	Genomies Getoets
Homozygous Horned (Celtic test)	HH(c)	HH(c)	Homosigoties horings (Celtic toets)
Homozygous Polled (Celtic test)	PP(c)	PP(c)	Homosigotiets Poena (Celtic toets)
Heterozygous Polled (Celtic test)	Pp(c)	Pp(c)	Heterosigoties Poena (Celtic toets)
Phenotypically Polled	P	P	Fenotipies Poena
Intercalving Period	ICP	TKP	Tussen-Kalf Periode
Birth Direct breeding value	Birth Dir.	Geb. Dir	Geboorte Direk teelwaarde
Wean Direct breeding value	Wean Dir.	Spn. Dir.	Speen Direk teelwaarde
Wean Maternal breeding value	Wean Mat.	SPn. Mat.	Speen Maternaal teelwaarde
Scrotal Circumference	Scr. Circ.	Skr. Omt.	Skrotum omtrek
Heifer Fertility	Heifer Fert.	Vers Vrugb.	Vers Vrugbaarheid
Cow Fertility	Cow Fert.	Koei Vrugb.	Koei Vrugbaarheid
Longevity	Longev.	Lankl.	Lanklewendheid
Mature Weight	Mat. Wt.	Volw. Gewig	Volwasse gewig
Average Daily Gain (g/day)	ADG	GDT	Gemiddelde Daaglikse Toename
Feed Conversion Ratio (kg:kg)	FCR	VOV	Voeromset Verhouding
Eye Muscle Area	EMA	OSO	Oogspier grootte
Backfat Thickness	Fat	Vet	Rugvet Diepte
Marbeling (intra-muscular fat)	Mar	Mar	Marmering (binne-spierse vet)
365-day weight index	365D Index	365D Indeks	365-dae gewig indeks
540-day weight index	540D Index	540D Indeks	540-dae gewig indeks
Length-Height ratio	LH	LH	Lengte-Hoogte Verhouding
Actual Birth weight	Birth Wt.	Geb. gewig	Werklike Geboorte gewig
205-day Dam-age corrected weight	205d Wt.	205d gewig	205-dag Moeder-ouderdom gekorrigeerde gewig
Cow-Calf Birth Ratio	CCG	KKG	Koei-Kalf Geboorte Verhouding
Cow-Calf Wean Ratio	CCW	KKS	Koei-Kalf Speen Verhouding
Average Weaning Index	Avg. Wean Index	Gem. Spn. Indeks	Gemiddelde speen indeks
Number of Calves	Nr. Calves	Aant. Kalw.	Aantal kalwers
Reproduction Index	Repr. Index	Repr. Indeks	Reproduksie indeks
Animal sex: M - Male, F - Female	M / F	M / V	Dier geslag: M - Manlik, V - Vroulik