AMPTELIKE VEILINGSKATALOGUS VIR / OFFICIAL AUCTION CATALOGUE FOR

ERMELO BONSMARA GROEP

Veilingsdatum / Auction Date:
01 July 2025

Data soos op / Data as on:
03 June 2025

BONSMARA SA

SA STAMBOEK STUD BOOK

SALES UNDER AUSPICES OF BONSMARA SA

Bonsmara stud breeding is subject to the stipulations of the Livestock Improvement Act and conforms to the standards of Bonsmara SA. The Society therefore has the right to implement certain controls to ensure the accuracy of information regarding Parentage, Performance and Estimated Breeding Values.

Information regarding Parentage, Performance and Estimated Breeding Values of animals, as supplied by the breeder, have been verified and compared to the official database of LOGIX BEEF. Bonsmara SA therefore, confirms the accuracy of such information.

To the knowledge of the Society these controls have been carried out accurately. However, the Society does not take any responsibility for incorrect information through printing errors or incorrect information provided by the breeder.

Animals on such sales have been visually screened by Inspectors of Bonsmara SA and comply with the Bonsmara Minimum Breed Standards as stipulated by the Society.

The Society DOES NOT have any control over:

- Immunization and health status of animals
- Pregnancy status of cows and heifers
- Suitability of a bull for breeding
- Fertility status as well as venereal diseases and
- Commercial animals

Since the above is not classified as information regarding Parentage, Performance and Estimated Breeding Values, it DOES NOT fall within the jurisdiction of the meaning "Under the Auspices of Bonsmara SA".

VEILINGS ONDER BESKERMING VAN BONSMARA SA

Bonsmara stoetteling wat onderhewig is aan die bepalings van die Veeverbeteringswet, vind plaas onder die vaandel van Bonsmara SA. Daarom behou die Genootskap hom die reg voor om kontroles volgens bepaalde prosedures uit te oefen ten opsigte van Ouerskap inligting, Prestasiedata en Beraamde Teelwaardes.

Ouerskap inligting, Prestasiedata en Beraamde Teelwaardes soos deur die teler voorsien vir die doel van hierdie katalogus, is gekontroleer en vergelyk met die amptelike databasis soos gehou deur LOGIX BEEF. Bonsmara SA bevestig dus die korrektheid van sodanige inligting.

Alhoewel die kontroles na die beste wete van die Genootskap gedoen is, kan die Genootskap egter nie verantwoordelik gehou word vir foutiewe inligting as gevolg van drukkersfoute of verkeerde inligting deur die telers verskaf nie.

Diere wat op hierdie veilings aangebied word, is onderwerp aan 'n proses van visuele inspeksie deur Keurders van Bonsmara SA en voldoen aan die Bonsmara Minimum Rasstandaarde soos bepaal deur die Genootskap.

Die Genootskap het egter GEEN beheer oor:

- Immunisering en gesondheidstatus van diere
- Dragtigheidstatus van koeie en verse
- Teelgeskiktheid van bulle
- Vrugbaarheidstatus, asook geslagsiektes en
- Kommersiële diere nie.

Aangesien bogenoemde nie val onder die bedoeling met Ouerskap inligting, Prestasiedata en Beraamde Teelwaardes nie, sorteer dit NIE onder die jurisdiksie van die bedoeling "Onder beskerming van Bonsmara SA" nie.

© Compiled by the South African Stud Book and Livestock Improvement Association
All Pedigree- and Performance Data has been certified as correct

ANIMAL AND PEDIGREE INFORMATION

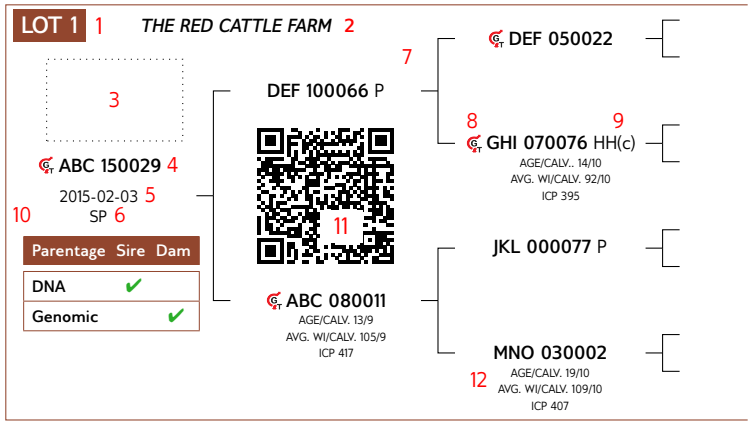

1. Lot Number
2. Owner of the animal
3. Herd's logo (if available)
4. Animal Identification Number
5. Birth date
6. Herd book section - NFR / PEN / F0 / A / B / SP
7. Four (4) generation pedigree
8. Genomic testing - it is indicated with the **GT** logo
9. Polled Status - the status will only be printed for animals that have been tested
10. Parentage Verification - a green tick (✔) indicates that the sire and/or dam has been verified via either microsatellite (DNA), or Genomic testing
11. QR Code - This code can be scanned with a smartphone or tablet. It redirects to the animal's information on **www.SABeefBulls.com** where all information for the animal is available.
12. Dam information
    - Age and Number of Calvings
    - Average Wean Index and Number of Calves Weaned
    - Intercalving Period

MYOSTATIN STATUS

The animal's status, if tested for myostatin variants, is indicated as follows:

- Not Tested
- 0 - Normal
- 1 - Heterozygous / Carrier of Double-Muscling gene
- 2 - Homozygous / Double-Muscled

LOGIX SELECTION VALUES

Calving Ease Value	Weaner Calf Value	Fertility Value	Maintenance Value	Cow Value	Growth Value	Carcass Value
109	98	111	99	101	98	103
1	2	3	4	5	6	7



5 LOGIX Cow Value

Selection of:

- Fertile cows,
- with low maintenance,
- that calf easily,
- and wean heavy calves relative to own weight

1 Calving Ease Value	EBVs Birth Direct & Maternal
Calf Growth Value	EBV Wean Direct
3 Fertility Value	EBVs Cow & Heifer Fertility, EBV Longevity
Milk Value	EBV Wean Maternal
4 Maintenance Value	EBVs Mature weight & Milk

2 LOGIX Weaner Calf Value

Selection for heavy weaners

Measurements: Weaning weight, Birth weight, and Mature weight

EBVs: Wean direct & maternal, Birth direct & maternal, Mature weight

6 LOGIX Growth Value

Selection for efficient growers on veld and in feedlot

Measurements: Phase C and D Growth test traits

EBVs: Weaning weight, End weight, ADG and Intake

7 LOGIX Carcass Value

Selection for higher meat yields on a carcass

Measurements: Phase C and D Growth test traits, RTU scanning traits

EBVs: End weight, Eye Muscle Area and Fat

HOW TO USE SELECTION VALUES

Sub-values sould also be compatible with your selection goal. Don't select only on the Cow Value

AVERAGE ANIMALS

(NO GROWTH EXTREMES)

- Selection Values 90 to 110
- Cow Value & Fertility Value average to high

A safe choice, as animals are profitble in most environments.

GROWERS

(GOOD ENVIRONMENT)

- Weaner Calf / Growth Value > 110
- Cow Value & Fertility Value average to high

Growers are heavier at birth (lower Calving Ease Value), and heavier at maturity (lower Maintenance Value).

LOW-MAINTENANCE ANIMALS

(HARSH ENVIRONMENT)

- Maintence Value > 110
- Cow Value & Fertility Value average to high

Lighter cows have a lower maintenance (higher Maintenance Value).

INTERPRETATION OF BREEDING VALUE INDICES AND SELECTION VALUES

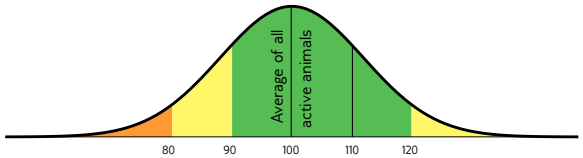

Average between 90 and 110, Acceptable between 80 and 120

EXPLANATION OF BREEDING VALUES AND SELECTION VALUES

		Traits		Description/Measurement	Goal	General Guidelines						
							<80	<90	90-110	>110	>120	
Selection Values	5	**Cow Value**	CV	Combination of Calving Ease, Calf Growth, Milk, Maintenance and Fertility Values (Rand-Value)	Profitable Cow	Loss						Profit
	1	**Calving Ease Value**	CEV	Risk for calving problems (calf too heavy) vs calf too small	Average birth weight	High						Low
		Calf Growth Value	CGrV	Calf's genetic ability for pre-weaning growth	Heavy weaner calf	Light						Heavy
		Milk Value	MlkV	Cow's genetic mothering and milking ability	Enough milk for the calf	Less						More
	4	**Maintenance Value**	MntV	Maintenance requirements of cow (cow weight and milk)	Low cow maintenance	High					*	Low
	3	**Fertility Value**	FertV	Fertility and retention of cows and heifers	Fertile cows	Low						High
	2	**Weaner Calf Value**	WnCV	Combination of calf's weight and cow's milk	Heavy weaner calves	Light						Heavy
	6	**Growth Value**	GV	Efficient growth on veld and in feedlot (Rand-value)	Profitable growth	Loss						Profit
	7	**Carcass Value**	VarcV	Meat on carcass (Weight and RTU EBVs)	More meat on the carcass	Less						More
		Production Value	PV	Combination of Cow- and Growth values (Rand-value)	Profitable animals	Loss						Profit
Cow & Heifer	8	**Birth Weight Direct**	BD	Birth weight (Calf's genetic ability)	Average birth weight	Heavy						Light
		Birth Weight Maternal	BM	Birth weight (Cow's genetic ability)	Easy calving	Heavy						Light
	9	**Weaning Weight Direct**	WD	Weaning weight (Calf's genetic ability)	Heavy weaner calves	Light						Heavy
	10	**Weaning Weight Maternal**	WM	Weaning weight (Cow's genetic ability)	Good mothers	Poor						Good
	18	**Mature Cow Weight**	MW	Cow weight at weaning of first three calves	Average mature cow weight	Light				*	*	Heavy
		Cow-Calf Birth	CCB	EBV Birth Direct / EBV Mature Cow weight	Average	Low						High
		Cow-Calf Wean	CCW	EBV Wean Direct / EBV Mature Cow weight	High calf-cow ratio	Low						High
Fertility	12	**Heifer Fertility**	HF	Age at first calving	Fertile heifers	Less						More
	13	**Cow Fertility**	CF.E	First 3 inter-calving periods (ICPs)	Fertile cows	Less						More
	11	**Scrotal Circumference**	SC	Scrotal circumference as measured during the growth test	Fertile bulls	Less						More
	14	**Longevity**	LG	Retention of progeny	Acceptable progeny	Poor						Good
Growth & Frame	15	**Post-Wean Weight**	PWn	12- and 18 month weights	Good post-wean growth	Low					*	High
	16	**Average Daily Gain**	ADG	Average daily gain	Good growth	Poor						Good
	17	**Feed Conversion Ratio**	FCR	100g feed intake / g weight gain	Feed efficiency	Poor						Good
		Final Test Weight	FW	Final weight in the growth test	Heavy carcass	Light					*	Heavy
	19	**Height**	H	Shoulder height in growth test	Average height	Short						Tall
	20	**Length**	L	Length in growth test	Longer for more muscle	Short						Long
	24	**Length-Height Ratio**	LH	EBV Length / EBV Height	Longer rather than tall	<1						>1
Carcass	21	**Eye Muscle Area**	EMA	RTU measured eye muscle area	Bigger steaks	Small						Big
	22	**Fat Thickness**	Fat	RTU measured P8 backfat thickness	Carcass quality	Thin						Thick
	23	**Marbling**	Mar	RTU measured % of intra-muscular fat	Juicy meat	Low						High
		Dressing Percentage	D%	Carcass weight / Live weight	High dressing percentage	Low						High

* Determined by own selection goal

GENETIC VALUES - BUILDING BLOCKS

Calf and Mother			Fertility				Post-Wean Growth			Frame			Carcass		
Birth Dir.	Wean Dir.	Wean Mat.	Scrot. Circ.	Heifer Fert.	Cow Fert.	Longev.	Post Wean	ADG	FCR	Mature Weight	Height	Length	EMA	Fat	Mar
99	99	90	97	75	92	85	100	94	93	92	123	110	104	100	79
8	9	10	11	12	13	14	15	16	17	18	19	20	21	22	23

The Logix Selection Values are compiled of specific genetic building blocks, as indicated in the selection value descritions on the previous page. These genetic building blocks are indicated in the catalogue by their Breeding Value Indices.

PHENOTYPIC VALUES

Wean Index	365D Index	540D Index	ADG Index	FCR Index	Scrotum	LH
109	104	105	122	117	327	1.22
			16	17	11	24

- Wean, 365D, 504D, ADG and FCR Indices - phenotypic index obtained within the animal's contemporary group
- Scrotum - adjusted scrotal circumference, in mm, as measured during the growth test
- Length-Height Ratio (LH) - the animal's length / height ratio as measured during the growth test

BULLS

LOT 1

P.S. LOURENS

BLN 220097
2022-09-26
SP

Parentage	Sire	Dam
DNA	✔	
Genomic		

- BLN 180052
  - AJF 150252
    - LAR 090223
    - AJF 120005 (AGE/CALV. 9/7, AVG. WI/CALV. 102/7)
  - BLN 160013 (AGE/CALV. 9/7, AVG. WI/CALV. 101/5, ICP 395)
    - KRT 130058
    - KRT 100092 (AGE/CALV. 8/5, AVG. WI/CALV. 100/4)
- BLN 160092 (AGE/CALV. 8/6, AVG. WI/CALV. 98/5, ICP 370)
  - GEL 060132
    - ADV 010011
    - ADV 030070 (AGE/CALV. 10/7, AVG. WI/CALV. 98/6)
  - BLN 130014 (AGE/CALV. 10/5, AVG. WI/CALV. 101/3, ICP 430)
    - SYF 100247
    - SYF 090186 (AGE/CALV. 14/9, AVG. WI/CALV. 98/7)

Calving Ease Value	Weaner Calf Value	Fertility Value	Maintenance Value	Cow Value	Growth Value	Carcass Value
90	105	95	97	100	107	114

Calf and Mother			Fertility				Post-Wean Growth			Frame			Carcass		
Birth Dir.	Wean Dir.	Wean Mat.	Scr. Circ.	Heifer Fert.	Cow Fert.	Longev.	Post Wean	ADG	FCR	Mature Weight	Height	Length	EMA	Fat	Mar
93	108	102	111	102	90	104	115	111	99	101	92	110	95	106	97

Wean Index	365D Index	540D Index	ADG Index	FCR Index	Scrotum	LH
93	-	-	110	-	346	1.28

Myostatin	
Q204X	0
NT821	0
F94L	0

REMARKS:

LOGIX EBV Analysis: 2025-05-21

LOT 2

BHAMJEE'S BONSMARA

BAB 220025
2022-07-31
SP

Parentage	Sire	Dam
DNA	✔	✔
Genomic		

- SYF 180308 HH(c)
  - SYF 150097 HH(c)
    - SYF 120042
    - SYF 070104 (AGE/CALV. 14/12, AVG. WI/CALV. 98/10)
  - ADV 040185 (AGE/CALV. 16/13, AVG. WI/CALV. 104/10, ICP 401)
    - AG 980012
    - AG 000152 (AGE/CALV. 7/4, AVG. WI/CALV. 103/4)
- SYF 140013 (AGE/CALV. 11/8, AVG. WI/CALV. 98/6, ICP 443)
  - SYF 100072
    - LAR 060141
    - SYF 070209 (AGE/CALV. 13/11, AVG. WI/CALV. 101/9)
  - SYF 110298 (AGE/CALV. 13/9, AVG. WI/CALV. 100/7, ICP 453)
    - SYF 090010
    - SYF 080063 (AGE/CALV. 15/12, AVG. WI/CALV. 103/12)

Calving Ease Value	Weaner Calf Value	Fertility Value	Maintenance Value	Cow Value	Growth Value	Carcass Value
94	89	90	103	82	104	108

Calf and Mother			Fertility				Post-Wean Growth			Frame			Carcass		
Birth Dir.	Wean Dir.	Wean Mat.	Scr. Circ.	Heifer Fert.	Cow Fert.	Longev.	Post Wean	ADG	FCR	Mature Weight	Height	Length	EMA	Fat	Mar
97	106	67	90	89	94	99	107	104	89	97	84	90	119	98	105

Wean Index	365D Index	540D Index	ADG Index	FCR Index	Scrotum	LH
100	-	-	110	-	337	1.27

Myostatin	
Q204X	1
NT821	0
F94L	0

REMARKS:

LOGIX EBV Analysis: 2025-05-21

LOT 3

KLING BONSMARAS

WEK 220024
2022-04-30
B

Parentage	Sire	Dam
DNA		
Genomic		

- SYF 150097 HH(c)
  - SYF 120042
    - SYF 070036
    - SYF 060149 (AGE/CALV. 7/6, AVG. WI/CALV. 101/7)
  - SYF 070104 (AGE/CALV. 14/12, AVG. WI/CALV. 98/10, ICP 367)
    - ADV 030016
    - SYF 000059 (AGE/CALV. 15/12, AVG. WI/CALV. 101/12)
- HLF 100061 (AGE/CALV. 14/11, AVG. WI/CALV. 99/11, ICP 407)
  - SYF 060057
    - AEJ 010189
    - SYF 030134 (AGE/CALV. 13/11, AVG. WI/CALV. 95/10)
  - HLF 070098 (AGE/CALV. 5/2, AVG. WI/CALV. 103/1, ICP 732)
    - HLF 040049 (AGE/CALV. 11/6, AVG. WI/CALV. 103/5)

Calving Ease Value	Weaner Calf Value	Fertility Value	Maintenance Value	Cow Value	Growth Value	Carcass Value
112	88	112	99	95	93	92

Calf and Mother			Fertility				Post-Wean Growth			Frame			Carcass		
Birth Dir.	Wean Dir.	Wean Mat.	Scr. Circ.	Heifer Fert.	Cow Fert.	Longev.	Post Wean	ADG	FCR	Mature Weight	Height	Length	EMA	Fat	Mar
107	104	61	85	96	120	104	103	95	98	102	83	92	115	94	83

Wean Index	365D Index	540D Index	ADG Index	FCR Index	Scrotum	LH
112	104	105	-	-	-	-

Myostatin	
Q204X	Not Tested
NT821	Not Tested
F94L	Not Tested

REMARKS:

LOGIX EBV Analysis: 2025-05-21

© Compiled by the South African Stud Book and Livestock Improvement Association
All Pedigree- and Performance Data has been certified as correct

BULLE

LOT 4

P.S. LOURENS

BLN 220064
2022-09-10
SP

Oerskap	Vaar	Moer
DNS ✔		
Genomies		

BLN 180052
- AJF 150252
  - LAR 090223
  - AJF 120005 (OUD/KALW. 9/7, GEM. SI/KALW. 102/7)
- BLN 160013 (OUD/KALW. 9/7, GEM. SI/KALW. 101/5, TKP 395)
  - KRT 130058
  - KRT 100092 (OUD/KALW. 8/5, GEM. SI/KALW. 100/4)

BLN 150029 (OUD/KALW. 10/8, GEM. SI/KALW. 104/6, TKP 351)
- GEL 060132
  - ADV 010011
  - ADV 030070 (OUD/KALW. 10/7, GEM. SI/KALW. 98/6)
- TGR 090084 (OUD/KALW. 14/9, GEM. SI/KALW. 96/7, TKP 462)
  - RGR 040080
  - DNT 000003 (OUD/KALW. 12/9, GEM. SI/KALW. 101/8)

Geboortegemak Waarde	Speenkalf Waarde	Vrugbaarheids-waarde	Onderhouds-waarde	Koeiwaarde	Groei-waarde	Karkas-waarde
84	121	95	85	110	117	123

Kalf en Moeder			Vrugbaarheid				Na-Speen Groei			Raam			Karkas		
Geb. Dir.	Spn. Dir.	Spn. Mat.	Skr. Omtr.	Vers Vrugb.	Koei Vrugb.	Lankl.	Na-Speen	GDT	VOV	Volw. Gewig	Hoogte	Lengte	OSO	Vet	Mar
85	124	103	112	95	90	109	126	126	111	116	106	120	102	112	104

Spn. Indeks	365D Indeks	540D Indeks	GDT Indeks	VOV Indeks	Skrotum	LH
115	-	-	135	-	344	1.27

Miostatien	
Q204X	0
NT821	0
F94L	1

OPMERKINGS:

LOGIX EBV Analise: 2025-05-21

LOT 5

SAUNDERS BOERDERY

UEJ 220039
2022-08-19
B

Oerskap	Vaar	Moer
DNS ✔		
Genomies		

SYF 150097 HH(c)
- SYF 120042
  - SYF 070036
  - SYF 060149 (OUD/KALW. 7/6, GEM. SI/KALW. 101/7)
- SYF 070104 (OUD/KALW. 14/12, GEM. SI/KALW. 98/10, TKP 367)
  - ADV 030016
  - SYF 000059 (OUD/KALW. 15/12, GEM. SI/KALW. 101/12)

UEJ 150024 (OUD/KALW. 9/5, GEM. SI/KALW. 104/5, TKP 361)

Geboortegemak Waarde	Speenkalf Waarde	Vrugbaarheids-waarde	Onderhouds-waarde	Koeiwaarde	Groei-waarde	Karkas-waarde
88	81	100	93	80	109	113

Kalf en Moeder			Vrugbaarheid				Na-Speen Groei			Raam			Karkas		
Geb. Dir.	Spn. Dir.	Spn. Mat.	Skr. Omtr.	Vers Vrugb.	Koei Vrugb.	Lankl.	Na-Speen	GDT	VOV	Volw. Gewig	Hoogte	Lengte	OSO	Vet	Mar
88	96	90	91	92	108	100	94	110	99	106	83	101	130	97	90

Spn. Indeks	365D Indeks	540D Indeks	GDT Indeks	VOV Indeks	Skrotum	LH
104	-	-	115	-	358	1.31

Miostatien	
Q204X	0
NT821	0
F94L	0

OPMERKINGS:

LOGIX EBV Analise: 2025-05-21

LOT 6

P.S. LOURENS

BLN 220103
2022-09-29
SP

Oerskap	Vaar	Moer
DNS ✔		
Genomies		

BLN 180052
- AJF 150252
  - LAR 090223
  - AJF 120005 (OUD/KALW. 9/7, GEM. SI/KALW. 102/7)
- BLN 160013 (OUD/KALW. 9/7, GEM. SI/KALW. 101/5, TKP 395)
  - KRT 130058
  - KRT 100092 (OUD/KALW. 8/5, GEM. SI/KALW. 100/4)

BLN 130006 (OUD/KALW. 10/8, GEM. SI/KALW. 105/8, TKP 360)
- BLN 090019
  - AG 020251
  - ADV 020008 (OUD/KALW. 10/7, GEM. SI/KALW. 102/7)
- SYF 080325 (OUD/KALW. 14/10, GEM. SI/KALW. 108/10, TKP 401)
  - ADV 050155
  - SYF 030048 (OUD/KALW. 10/8, GEM. SI/KALW. 105/8)

Geboortegemak Waarde	Speenkalf Waarde	Vrugbaarheids-waarde	Onderhouds-waarde	Koeiwaarde	Groei-waarde	Karkas-waarde
77	111	85	87	97	107	117

Kalf en Moeder			Vrugbaarheid				Na-Speen Groei			Raam			Karkas		
Geb. Dir.	Spn. Dir.	Spn. Mat.	Skr. Omtr.	Vers Vrugb.	Koei Vrugb.	Lankl.	Na-Speen	GDT	VOV	Volw. Gewig	Hoogte	Lengte	OSO	Vet	Mar
80	117	108	111	92	83	98	117	111	102	114	93	112	101	107	102

Spn. Indeks	365D Indeks	540D Indeks	GDT Indeks	VOV Indeks	Skrotum	LH
104	-	-	100	-	345	1.30

Miostatien	
Q204X	0
NT821	0
F94L	1

OPMERKINGS:

LOGIX EBV Analise: 2025-05-21

© Compiled by the South African Stud Book and Livestock Improvement Association
All Pedigree- and Performance Data has been certified as correct

BULLS

LOT 8

BHAMJEE'S BONSMARA

BAB 220036
2022-09-08
SP

Parentage	Sire	Dam
DNA	✔	
Genomic		

- SYF 150097 HH(c)
  - SYF 120042
    - SYF 070036
    - SYF 060149 (AGE/CALV. 7/6, AVG. WI/CALV. 101/7)
  - SYF 070104 (AGE/CALV. 14/12, AVG. WI/CALV. 98/10, ICP 367)
    - ADV 030016
    - SYF 000059 (AGE/CALV. 15/12, AVG. WI/CALV. 101/12)
- BDX 150093 (AGE/CALV. 9/7, AVG. WI/CALV. 97/6, ICP 398)
  - BDX 110023
    - SYF 070042
    - DNT 070047 (AGE/CALV. 15/12, AVG. WI/CALV. 100/12)
  - SYF 130104 (AGE/CALV. 6/4, AVG. WI/CALV. 108/4, ICP 427)
    - SYF 090010
    - SYF 090137 (AGE/CALV. 11/8, AVG. WI/CALV. 105/7)

Calving Ease Value	Weaner Calf Value	Fertility Value	Maintenance Value	Cow Value	Growth Value	Carcass Value
100	98	94	92	90	111	110

Calf and Mother			Fertility				Post-Wean Growth			Frame			Carcass		
Birth Dir.	Wean Dir.	Wean Mat.	Scr. Circ.	Heifer Fert.	Cow Fert.	Longev.	Post Wean	ADG	FCR	Mature Weight	Height	Length	EMA	Fat	Mar
95	115	63	97	90	100	100	116	112	105	110	87	103	124	101	85

Wean Index	365D Index	540D Index	ADG Index	FCR Index	Scrotum	LH
98	-	-	119	-	339	1.26

Myostatin	
Q204X	1
NT821	0
F94L	0

REMARKS:

LOGIX EBV Analysis: 2025-05-21

LOT 9

P.S. LOURENS

BLN 220084
2022-09-20
SP

Parentage	Sire	Dam
DNA	✔	
Genomic		

- LAR 160332 HH(c)
  - LAR 130032 HH(c)
    - BP 100017
    - LAR 100159 (AGE/CALV. 14/11, AVG. WI/CALV. 105/11)
  - LAR 120317 (AGE/CALV. 5/2, AVG. WI/CALV. 99/2, ICP 448)
    - LAR 090210
    - LAR 080295 (AGE/CALV. 15/11, AVG. WI/CALV. 100/11)
- BLN 160013 (AGE/CALV. 9/7, AVG. WI/CALV. 101/5, ICP 395)
  - KRT 130058
    - SYF 090021
    - AAM 060045 (AGE/CALV. 9/5, AVG. WI/CALV. 100/6)
  - KRT 100092 (AGE/CALV. 8/5, AVG. WI/CALV. 100/4, ICP 442)
    - LAR 040287
    - AAM 040036 (AGE/CALV. 9/6, AVG. WI/CALV. 106/5)

Calving Ease Value	Weaner Calf Value	Fertility Value	Maintenance Value	Cow Value	Growth Value	Carcass Value
93	124	97	99	117	109	121

Calf and Mother			Fertility				Post-Wean Growth			Frame			Carcass		
Birth Dir.	Wean Dir.	Wean Mat.	Scr. Circ.	Heifer Fert.	Cow Fert.	Longev.	Post Wean	ADG	FCR	Mature Weight	Height	Length	EMA	Fat	Mar
93	118	106	122	107	83	112	120	115	105	99	86	109	101	118	112

Wean Index	365D Index	540D Index	ADG Index	FCR Index	Scrotum	LH
98	-	-	113	-	351	1.29

Myostatin	
Q204X	0
NT821	0
F94L	0

REMARKS:

LOGIX EBV Analysis: 2025-05-21

LOT 10

P.S. LOURENS

BLN 220085
2022-09-20
SP

Parentage	Sire	Dam
DNA	✔	
Genomic		

- BLN 180052
  - AJF 150252
    - LAR 090223
    - AJF 120005 (AGE/CALV. 9/7, AVG. WI/CALV. 102/7)
  - BLN 160013 (AGE/CALV. 9/7, AVG. WI/CALV. 101/5, ICP 395)
    - KRT 130058
    - KRT 100092 (AGE/CALV. 8/5, AVG. WI/CALV. 100/4)
- BLN 150088 (AGE/CALV. 9/7, AVG. WI/CALV. 97/7, ICP 377)
  - AG 110536
    - AG 070716
    - AG 060624 (AGE/CALV. 9/5, AVG. WI/CALV. 99/5)
  - SYF 040100 (AGE/CALV. 14/12, AVG. WI/CALV. 103/12, ICP 382)
    - SYF 020003
    - SYF 000066 (AGE/CALV. 5/3, AVG. WI/CALV. 93/2)

Calving Ease Value	Weaner Calf Value	Fertility Value	Maintenance Value	Cow Value	Growth Value	Carcass Value
77	98	100	100	94	96	99

Calf and Mother			Fertility				Post-Wean Growth			Frame			Carcass		
Birth Dir.	Wean Dir.	Wean Mat.	Scr. Circ.	Heifer Fert.	Cow Fert.	Longev.	Post Wean	ADG	FCR	Mature Weight	Height	Length	EMA	Fat	Mar
78	104	105	121	102	98	102	103	99	92	98	70	85	90	106	89

Wean Index	365D Index	540D Index	ADG Index	FCR Index	Scrotum	LH
93	-	-	107	-	363	1.24

Myostatin	
Q204X	0
NT821	0
F94L	0

REMARKS:

LOGIX EBV Analysis: 2025-05-21

BULLE

LOT 11 — *BHAMJEE'S BONSMARA*

SYF 220253 HH(c)
2022-09-27
SP

Oerskap	Vaar	Moer
DNS	✔	
Genomies		

- **BDX 190058**
  - **SYF 160069**
    - **SYF 130223**
    - **ADV 080229** OUD/KALW. 11/9 GEM. SI/KALW. 102/9
  - **BDX 120049** OUD/KALW. 12/10 GEM. SI/KALW. 108/9 TKP 395
    - **SYF 070042**
    - **DNT 070047** OUD/KALW. 15/12 GEM. SI/KALW. 100/12
- **ADV 180113** OUD/KALW. 7/5 GEM. SI/KALW. 101/4 TKP 383
  - **CKB 110010**
    - **FCT 980067**
    - **DKN 040109** OUD/KALW. 13/9 GEM. SI/KALW. 96/9
  - **ADV 150341** OUD/KALW. 8/6 GEM. SI/KALW. 100/5 TKP 447
    - **GEL 100113**
    - **ADV 100056** OUD/KALW. 15/12 GEM. SI/KALW. 103/10

Geboortegemak Waarde	Speenkalf Waarde	Vrugbaarheids-waarde	Onderhouds-waarde	Koeiwaarde	Groei-waarde	Karkas-waarde
84	135	95	73	117	126	143

Kalf en Moeder			Vrugbaarheid				Na-Speen Groei			Raam			Karkas		
Geb. Dir.	Spn. Dir.	Spn. Mat.	Skr. Omtr.	Vers Vrugb.	Koei Vrugb.	Lankl.	Na-Speen	GDT	VOV	Volw. Gewig	Hoogte	Lengte	OSO	Vet	Mar
88	137	96	120	112	82	105	138	125	103	134	104	132	120	91	91

Spn. Indeks	365D Indeks	540D Indeks	GDT Indeks	VOV Indeks	Skrotum	LH
100	-	-	112	-	345	1.29

Miostatien	
Q204X	1
NT821	0
F94L	0

OPMERKINGS:

LOGIX EBV Analise: 2025-05-21

LOT 12 — *BHAMJEE'S BONSMARA*

BAB 220044
2022-09-14
SP

Oerskap	Vaar	Moer
DNS	✔	✔
Genomies		

- **AG 130736 HH(c)**
  - **AG 110263**
    - **AG 070745**
    - **AG 070404** OUD/KALW. 12/8 GEM. SI/KALW. 101/7
  - **AG 110030** OUD/KALW. 13/10 GEM. SI/KALW. 103/10 TKP 415
    - **AG 060027**
    - **AG 020200** OUD/KALW. 15/11 GEM. SI/KALW. 101/9
- **AG 100460** OUD/KALW. 14/9 GEM. SI/KALW. 104/9 TKP 408
  - **AG 070040**
    - **AG 020172**
    - **AG 010190** OUD/KALW. 17/11 GEM. SI/KALW. 99/11
  - **AG 080406** OUD/KALW. 15/12 GEM. SI/KALW. 107/12 TKP 411
    - **AJF 040075**
    - **AG 050123** OUD/KALW. 5/4 GEM. SI/KALW. 92/4

Geboortegemak Waarde	Speenkalf Waarde	Vrugbaarheids-waarde	Onderhouds-waarde	Koeiwaarde	Groei-waarde	Karkas-waarde
102	114	100	120	113	89	100

Kalf en Moeder			Vrugbaarheid				Na-Speen Groei			Raam			Karkas		
Geb. Dir.	Spn. Dir.	Spn. Mat.	Skr. Omtr.	Vers Vrugb.	Koei Vrugb.	Lankl.	Na-Speen	GDT	VOV	Volw. Gewig	Hoogte	Lengte	OSO	Vet	Mar
99	103	107	114	88	111	97	97	91	83	83	82	88	110	93	100

Spn. Indeks	365D Indeks	540D Indeks	GDT Indeks	VOV Indeks	Skrotum	LH
105	-	-	101	-	355	1.26

Miostatien	
Q204X	0
NT821	0
F94L	0

OPMERKINGS:

LOGIX EBV Analise: 2025-05-21

LOT 13 — *KLING BONSMARAS*

WEK 220080
2022-08-11
SP

Oerskap	Vaar	Moer
DNS		
Genomies		

- **SYF 150155 HH(c)**
  - **SYF 120090 HH(c)**
    - **ADV 070154**
    - **SYF 070114** OUD/KALW. 13/11 GEM. SI/KALW. 103/10
  - **ADV 080229** OUD/KALW. 11/9 GEM. SI/KALW. 102/9 TKP 391
    - **ADV 050155**
    - **ADV 040035** OUD/KALW. 11/6 GEM. SI/KALW. 96/6
- **WEK 190062** OUD/KALW. 5/2 GEM. SI/KALW. 93/1 TKP 767
  - **ADV 140082**
    - **ADV 110336**
    - **AG 000116** OUD/KALW. 15/12 GEM. SI/KALW. 98/12
  - **WEK 160125** OUD/KALW. 5/1 GEM. SI/KALW. 136/1 TKP -
    - **EHR 110004**
    - **WEK 130060** OUD/KALW. 6/2 GEM. SI/KALW. 96/2

Geboortegemak Waarde	Speenkalf Waarde	Vrugbaarheids-waarde	Onderhouds-waarde	Koeiwaarde	Groei-waarde	Karkas-waarde
118	99	93	130	98	86	93

Kalf en Moeder			Vrugbaarheid				Na-Speen Groei			Raam			Karkas		
Geb. Dir.	Spn. Dir.	Spn. Mat.	Skr. Omtr.	Vers Vrugb.	Koei Vrugb.	Lankl.	Na-Speen	GDT	VOV	Volw. Gewig	Hoogte	Lengte	OSO	Vet	Mar
115	96	75	99	105	81	109	88	85	72	76	66	77	98	88	86

Spn. Indeks	365D Indeks	540D Indeks	GDT Indeks	VOV Indeks	Skrotum	LH
93	100	100	-	-	-	-

Miostatien	
Q204X	Nie Getoets
NT821	Nie Getoets
F94L	Nie Getoets

OPMERKINGS:

LOGIX EBV Analise: 2025-05-21

© Compiled by the South African Stud Book and Livestock Improvement Association
All Pedigree- and Performance Data has been certified as correct

BULLS

LOT 14 — *SAUNDERS BOERDERY*

UEJ 220043
2022-08-23
SP

Parentage	Sire	Dam
DNA	✔	
Genomic		

- SYF 150097 HH(c)
  - SYF 120042
    - SYF 070036
    - SYF 060149 — AGE/CALV. 7/6, AVG. WI/CALV. 101/7
  - SYF 070104 — AGE/CALV. 14/12, AVG. WI/CALV. 98/10, ICP 367
    - ADV 030016
    - SYF 000059 — AGE/CALV. 15/12, AVG. WI/CALV. 101/12
- HAS 170089 — AGE/CALV. 7/5, AVG. WI/CALV. 104/5, ICP 422
  - AG 130736 HH(c)
    - AG 110263
    - AG 110030 — AGE/CALV. 13/10, AVG. WI/CALV. 103/10
  - SYF 070209 — AGE/CALV. 13/11, AVG. WI/CALV. 101/9, ICP 384
    - LAR 030398
    - SYF 040040 — AGE/CALV. 15/13, AVG. WI/CALV. 102/13

Calving Ease Value	Weaner Calf Value	Fertility Value	Maintenance Value	Cow Value	Growth Value	Carcass Value
106	100	100	113	100	97	98

Calf and Mother			Fertility				Post-Wean Growth			Frame			Carcass		
Birth Dir.	Wean Dir.	Wean Mat.	Scr. Circ.	Heifer Fert.	Cow Fert.	Longev.	Post Wean	ADG	FCR	Mature Weight	Height	Length	EMA	Fat	Mar
105	106	73	86	87	111	102	103	100	101	88	81	95	126	90	84

Wean Index	365D Index	540D Index	ADG Index	FCR Index	Scrotum	LH
102	-	-	91	-	357	1.30

Myostatin	
Q204X	1
NT821	0
F94L	0

REMARKS:

LOGIX EBV Analysis: 2025-05-21

LOT 15 — *P.S. LOURENS*

BLN 230010
2023-01-22
SP

Parentage	Sire	Dam
DNA	✔	
Genomic		

- BLN 180052
  - AJF 150252
    - LAR 090223
    - AJF 120005 — AGE/CALV. 9/7, AVG. WI/CALV. 102/7
  - BLN 160013 — AGE/CALV. 9/7, AVG. WI/CALV. 101/5, ICP 395
    - KRT 130058
    - KRT 100092 — AGE/CALV. 8/5, AVG. WI/CALV. 100/4
- BLN 160070 — AGE/CALV. 8/6, AVG. WI/CALV. 102/4, ICP 398
  - SYF 130241
    - SYF 100072
    - ADV 110075 — AGE/CALV. 14/11, AVG. WI/CALV. 104/9
  - BLN 100015 — AGE/CALV. 12/9, AVG. WI/CALV. 98/9, ICP 362
    - ADV 030016
    - BFB 990004 — AGE/CALV. 13/9, AVG. WI/CALV. 93/8

Calving Ease Value	Weaner Calf Value	Fertility Value	Maintenance Value	Cow Value	Growth Value	Carcass Value
92	109	96	93	103	101	107

Calf and Mother			Fertility				Post-Wean Growth			Frame			Carcass		
Birth Dir.	Wean Dir.	Wean Mat.	Scr. Circ.	Heifer Fert.	Cow Fert.	Longev.	Post Wean	ADG	FCR	Mature Weight	Height	Length	EMA	Fat	Mar
92	114	96	111	101	92	102	114	103	93	107	74	91	97	107	97

Wean Index	365D Index	540D Index	ADG Index	FCR Index	Scrotum	LH
108	-	-	105	-	344	1.22

Myostatin	
Q204X	0
NT821	0
F94L	0

REMARKS:

LOGIX EBV Analysis: 2025-05-21

LOT 16 — *P.S. LOURENS*

BLN 220094
2022-09-24
SP

Parentage	Sire	Dam
DNA	✔	
Genomic		

- BLN 180052
  - AJF 150252
    - LAR 090223
    - AJF 120005 — AGE/CALV. 9/7, AVG. WI/CALV. 102/7
  - BLN 160013 — AGE/CALV. 9/7, AVG. WI/CALV. 101/5, ICP 395
    - KRT 130058
    - KRT 100092 — AGE/CALV. 8/5, AVG. WI/CALV. 100/4
- AB 170034 — AGE/CALV. 7/6, AVG. WI/CALV. 95/6, ICP 357
  - SYF 100022
    - SYF 070036
    - SYF 070176 — AGE/CALV. 11/9, AVG. WI/CALV. 97/9
  - BLN 090023 — AGE/CALV. 11/8, AVG. WI/CALV. 101/8, ICP 429
    - ADV 030016
    - HDT 990012 — AGE/CALV. 13/10, AVG. WI/CALV. 103/9

Calving Ease Value	Weaner Calf Value	Fertility Value	Maintenance Value	Cow Value	Growth Value	Carcass Value
90	103	105	92	103	115	121

Calf and Mother			Fertility				Post-Wean Growth			Frame			Carcass		
Birth Dir.	Wean Dir.	Wean Mat.	Scr. Circ.	Heifer Fert.	Cow Fert.	Longev.	Post Wean	ADG	FCR	Mature Weight	Height	Length	EMA	Fat	Mar
92	109	101	129	106	101	103	116	121	114	107	101	113	101	122	108

Wean Index	365D Index	540D Index	ADG Index	FCR Index	Scrotum	LH
93	-	-	113	-	365	1.25

Myostatin	
Q204X	0
NT821	0
F94L	0

REMARKS:

LOGIX EBV Analysis: 2025-05-21

BULLE

LOT 17 — *BHAMJEE'S BONSMARA*

BAB 230010
2023-02-10
SP

Ouerskap	Vaar	Moer
DNS	✔	✔
Genomies		

- SYF 180308 HH(c)
  - SYF 150097 HH(c)
    - SYF 120042
    - SYF 070104 — OUD/KALW. 14/12, GEM. SI/KALW. 98/10
  - ADV 040185 — OUD/KALW. 16/13, GEM. SI/KALW. 104/10, TKP 401
    - AG 980012
    - AG 000152 — OUD/KALW. 7/4, GEM. SI/KALW. 103/4
- HAS 180121 — OUD/KALW. 6/4, GEM. SI/KALW. 107/3, TKP 362
  - AG 130736 HH(c)
    - AG 110263
    - AG 110030 — OUD/KALW. 13/10, GEM. SI/KALW. 103/10
  - JL 090559 — OUD/KALW. 11/9, GEM. SI/KALW. 115/8, TKP 381
    - LAR 050253
    - JL 030676 — OUD/KALW. 10/4, GEM. SI/KALW. 101/4

Geboortegemak Waarde	Speenkalf Waarde	Vrugbaarheids-waarde	Onderhouds-waarde	Koeiwaarde	Groei-waarde	Karkas-waarde
105	91	99	112	93	112	113

Kalf en Moeder			Vrugbaarheid				Na-Speen Groei			Raam			Karkas		
Geb. Dir.	Spn. Dir.	Spn. Mat.	Skr. Omtr.	Vers Vrugb.	Koei Vrugb.	Lankl.	Na-Speen	GDT	VOV	Volw. Gewig	Hoogte	Lengte	OSO	Vet	Mar
103	92	96	94	82	102	113	95	110	100	88	90	97	122	109	104

Spn. Indeks	365D Indeks	540D Indeks	GDT Indeks	VOV Indeks	Skrotum	LH
95	90	100	-	-	-	-

Miostatien	
Q204X	Nie Getoets
NT821	Nie Getoets
F94L	Nie Getoets

OPMERKINGS:

LOGIX EBV Analise: 2025-05-21

LOT 18 — *BHAMJEE'S BONSMARA*

BAB 220030
2022-08-26
SP

Ouerskap	Vaar	Moer
DNS	✔	✔
Genomies		

- BLN 160027
  - GEL 060132
    - ADV 010011
    - ADV 030070 — OUD/KALW. 10/7, GEM. SI/KALW. 98/6
  - SYF 080325 — OUD/KALW. 14/10, GEM. SI/KALW. 108/10, TKP 401
    - ADV 050155
    - SYF 030048 — OUD/KALW. 10/8, GEM. SI/KALW. 105/8
- SYF 150139 — OUD/KALW. 10/6, GEM. SI/KALW. 101/5, TKP 456
  - SYF 100072
    - LAR 060141
    - SYF 070209 — OUD/KALW. 13/11, GEM. SI/KALW. 101/9
  - SYF 110315 — OUD/KALW. 13/10, GEM. SI/KALW. 97/10, TKP 393
    - SYF 070036
    - SYF 010078 — OUD/KALW. 17/13, GEM. SI/KALW. 101/13

Geboortegemak Waarde	Speenkalf Waarde	Vrugbaarheids-waarde	Onderhouds-waarde	Koeiwaarde	Groei-waarde	Karkas-waarde
119	101	92	121	102	93	95

Kalf en Moeder			Vrugbaarheid				Na-Speen Groei			Raam			Karkas		
Geb. Dir.	Spn. Dir.	Spn. Mat.	Skr. Omtr.	Vers Vrugb.	Koei Vrugb.	Lankl.	Na-Speen	GDT	VOV	Volw. Gewig	Hoogte	Lengte	OSO	Vet	Mar
121	95	91	85	94	101	91	94	99	100	83	87	95	99	88	98

Spn. Indeks	365D Indeks	540D Indeks	GDT Indeks	VOV Indeks	Skrotum	LH
100	-	-	117	-	327	1.29

Miostatien	
Q204X	0
NT821	0
F94L	0

OPMERKINGS:

LOGIX EBV Analise: 2025-05-21

LOT 19 — *KLING BONSMARAS*

WEK 220012
2022-04-15
SP

Ouerskap	Vaar	Moer
DNS		
Genomies		

- SYF 180209 HH(c)
  - LAR 140173 HH(c)
    - LAR 120033 HH(c)
    - LAR 100159 — OUD/KALW. 14/11, GEM. SI/KALW. 105/11
  - SYF 100258 — OUD/KALW. 14/11, GEM. SI/KALW. 95/11, TKP 428
    - ADV 070005
    - DNT 970075 — OUD/KALW. 15/13, GEM. SI/KALW. 107/13
- WEK 150052 — OUD/KALW. 8/4, GEM. SI/KALW. 113/3, TKP 440
  - AG 070068
    - AG 000264
    - AG 030233 — OUD/KALW. 4/2, GEM. SI/KALW. 112/2
  - WEK 050154 — OUD/KALW. 11/5, GEM. SI/KALW. 85/4, TKP 448

Geboortegemak Waarde	Speenkalf Waarde	Vrugbaarheids-waarde	Onderhouds-waarde	Koeiwaarde	Groei-waarde	Karkas-waarde
120	113	93	90	109	108	106

Kalf en Moeder			Vrugbaarheid				Na-Speen Groei			Raam			Karkas		
Geb. Dir.	Spn. Dir.	Spn. Mat.	Skr. Omtr.	Vers Vrugb.	Koei Vrugb.	Lankl.	Na-Speen	GDT	VOV	Volw. Gewig	Hoogte	Lengte	OSO	Vet	Mar
115	115	80	99	100	86	103	111	111	111	111	102	106	131	91	98

Spn. Indeks	365D Indeks	540D Indeks	GDT Indeks	VOV Indeks	Skrotum	LH
128	115	100	-	-	-	-

Miostatien	
Q204X	Nie Getoets
NT821	Nie Getoets
F94L	Nie Getoets

OPMERKINGS:

LOGIX EBV Analise: 2025-05-21

© Compiled by the South African Stud Book and Livestock Improvement Association
All Pedigree- and Performance Data has been certified as correct

BULLS

LOT 20

P.S. LOURENS

BLN 220101
2022-09-27
SP

Parentage	Sire	Dam
DNA	✔	
Genomic		

- LAR 160332 HH(c)
  - LAR 130032 HH(c)
    - BP 100017
    - LAR 100159 (AGE/CALV. 14/11, AVG. WI/CALV. 105/11)
  - LAR 120317 (AGE/CALV. 5/2, AVG. WI/CALV. 99/2, ICP 448)
    - LAR 090210
    - LAR 080295 (AGE/CALV. 15/11, AVG. WI/CALV. 100/11)
- BLN 170085 (AGE/CALV. 7/5, AVG. WI/CALV. 101/4, ICP 363)
  - SYF 140245
    - ADV 110336
    - SYF 020089 (AGE/CALV. 13/11, AVG. WI/CALV. 97/11)
  - BLN 110057 (AGE/CALV. 13/9, AVG. WI/CALV. 101/7, ICP 372)
    - ADV 070101
    - ADV 080216 (AGE/CALV. 10/8, AVG. WI/CALV. 103/8)

Calving Ease Value	Weaner Calf Value	Fertility Value	Maintenance Value	Cow Value	Growth Value	Carcass Value
97	116	93	101	110	96	105

Calf and Mother			Fertility				Post-Wean Growth			Frame			Carcass		
Birth Dir.	Wean Dir.	Wean Mat.	Scr. Circ.	Heifer Fert.	Cow Fert.	Longev.	Post Wean	ADG	FCR	Mature Weight	Height	Length	EMA	Fat	Mar
97	112	105	89	98	89	107	111	97	97	97	97	105	101	103	106

Wean Index	365D Index	540D Index	ADG Index	FCR Index	Scrotum	LH
98	-	-	91	-	325	1.25

Myostatin	
Q204X	0
NT821	0
F94L	0

REMARKS:

LOGIX EBV Analysis: 2025-05-21

LOT 21

P.S. LOURENS

BLN 220083
2022-09-19
SP

Parentage	Sire	Dam
DNA	✔	
Genomic		

- EZI 170005 HH(c)
  - SYF 150152
    - ADV 120303
    - ADV 040185 (AGE/CALV. 16/13, AVG. WI/CALV. 104/10)
  - ADV 110219 (AGE/CALV. 8/4, AVG. WI/CALV. 95/4, ICP 437)
    - SYF 090010
    - ADV 080013 (AGE/CALV. 6/4, AVG. WI/CALV. 92/2)
- BLN 190072 (AGE/CALV. 5/3, AVG. WI/CALV. 99/2, ICP 431)
  - BLN 150017 HH(c)
    - BLN 090019
    - PHR 070113 (AGE/CALV. 16/12, AVG. WI/CALV. 104/10)
  - BLN 150069 (AGE/CALV. 9/7, AVG. WI/CALV. 94/7, ICP 379)
    - AG 110536
    - BLN 060003 (AGE/CALV. 12/8, AVG. WI/CALV. 97/8)

Calving Ease Value	Weaner Calf Value	Fertility Value	Maintenance Value	Cow Value	Growth Value	Carcass Value
105	85	84	121	81	79	77

Calf and Mother			Fertility				Post-Wean Growth			Frame			Carcass		
Birth Dir.	Wean Dir.	Wean Mat.	Scr. Circ.	Heifer Fert.	Cow Fert.	Longev.	Post Wean	ADG	FCR	Mature Weight	Height	Length	EMA	Fat	Mar
106	88	87	92	100	81	92	86	81	81	83	71	67	89	93	103

Wean Index	365D Index	540D Index	ADG Index	FCR Index	Scrotum	LH
99	-	-	97	-	341	1.24

Myostatin	
Q204X	1
NT821	0
F94L	0

REMARKS:

LOGIX EBV Analysis: 2025-05-21

LOT 22

KLING BONSMARAS

WEK 220134
2022-09-29
SP

Parentage	Sire	Dam
DNA	✔	
Genomic		

- SYF 180081 HH(c)
  - LAR 140200
    - LAR 120033 HH(c)
    - LAR 100152 (AGE/CALV. 14/12, AVG. WI/CALV. 100/10)
  - SYF 120009 (AGE/CALV. 13/11, AVG. WI/CALV. 101/11, ICP 381)
    - ADV 060174
    - ADV 090208 (AGE/CALV. 12/10, AVG. WI/CALV. 100/10)
- OP 140020 (AGE/CALV. 10/7, AVG. WI/CALV. 88/5, ICP 390)
  - ADV 110336
    - SYF 090144
    - ADV 070052 (AGE/CALV. 7/5, AVG. WI/CALV. 106/4)
  - SYF 070157 (AGE/CALV. 12/9, AVG. WI/CALV. 99/7, ICP 414)
    - ADV 040182
    - SYF 050026 (AGE/CALV. 14/11, AVG. WI/CALV. 101/10)

Calving Ease Value	Weaner Calf Value	Fertility Value	Maintenance Value	Cow Value	Growth Value	Carcass Value
112	80	98	114	83	-	73

Calf and Mother			Fertility				Post-Wean Growth			Frame			Carcass		
Birth Dir.	Wean Dir.	Wean Mat.	Scr. Circ.	Heifer Fert.	Cow Fert.	Longev.	Post Wean	ADG	FCR	Mature Weight	Height	Length	EMA	Fat	Mar
108	89	73	87	101	105	91	81	68	65	87	71	70	78	86	101

Wean Index	365D Index	540D Index	ADG Index	FCR Index	Scrotum	LH
94	96	100	-	-	-	-

Myostatin	
Q204X	Not Tested
NT821	Not Tested
F94L	Not Tested

REMARKS:

LOGIX EBV Analysis: 2025-05-21

BULLE

LOT 23 — *SAUNDERS BOERDERY*

UEJ 220046
2022-08-24
SP

Oerskap	Vaar	Moer
DNS ✔		
Genomies		

- SYF 150097 HH(c)
  - SYF 120042
    - SYF 070036
    - SYF 060149 — OUD/KALW. 7/6 — GEM. SI/KALW. 101/7
  - SYF 070104 — OUD/KALW. 14/12 — GEM. SI/KALW. 98/10 — TKP 367
    - ADV 030016
    - SYF 000059 — OUD/KALW. 15/12 — GEM. SI/KALW. 101/12
- AG 120327 — OUD/KALW. 12/9 — GEM. SI/KALW. 101/8 — TKP 424
  - PAD 070100
    - EI 040038
    - AG 910197 — OUD/KALW. 17/15 — GEM. SI/KALW. 100/15
  - AG 050172 — OUD/KALW. 13/10 — GEM. SI/KALW. 96/10 — TKP 405
    - AG 010152 HH(c)
    - AG 030189 — OUD/KALW. 4/2 — GEM. SI/KALW. 104/2

Geboortegemak Waarde	Speenkalf Waarde	Vrugbaarheids-waarde	Onderhouds-waarde	Koeiwaarde	Groei-waarde	Karkas-waarde
118	96	103	111	99	103	104

Kalf en Moeder			Vrugbaarheid				Na-Speen Groei			Raam			Karkas		
Geb. Dir.	Spn. Dir.	Spn. Mat.	Skr. Omtr.	Vers Vrugb.	Koei Vrugb.	Lankl.	Na-Speen	GDT	VOV	Volw. Gewig	Hoogte	Lengte	OSO	Vet	Mar
115	104	63	83	98	109	98	104	106	102	90	92	101	123	92	87

Spn. Indeks	365D Indeks	540D Indeks	GDT Indeks	VOV Indeks	Skrotum	LH
109	-	-	98	-	353	1.29

Miostatien	
Q204X	1
NT821	0
F94L	0

OPMERKINGS:

LOGIX EBV Analise: 2025-05-21

LOT 24 — *P.S. LOURENS*

BLN 220108
2022-10-03
SP

Oerskap	Vaar	Moer
DNS ✔		
Genomies		

- LAR 160332 HH(c)
  - LAR 130032 HH(c)
    - BP 100017
    - LAR 100159 — OUD/KALW. 14/11 — GEM. SI/KALW. 105/11
  - LAR 120317 — OUD/KALW. 5/2 — GEM. SI/KALW. 99/2 — TKP 448
    - LAR 090210
    - LAR 080295 — OUD/KALW. 15/11 — GEM. SI/KALW. 100/11
- DKN 110337 — OUD/KALW. 13/11 — GEM. SI/KALW. 103/10 — TKP 396
  - DKN 090135
    - LDW 050101
    - DKN 020111 — OUD/KALW. 10/5 — GEM. SI/KALW. 101/5
  - SER 030042 — OUD/KALW. 12/8 — GEM. SI/KALW. 97/7 — TKP 442
    - NFS 980248
    - NFS 950265 — OUD/KALW. 17/11 — GEM. SI/KALW. 97/11

Geboortegemak Waarde	Speenkalf Waarde	Vrugbaarheids-waarde	Onderhouds-waarde	Koeiwaarde	Groei-waarde	Karkas-waarde
99	114	103	87	115	105	111

Kalf en Moeder			Vrugbaarheid				Na-Speen Groei			Raam			Karkas		
Geb. Dir.	Spn. Dir.	Spn. Mat.	Skr. Omtr.	Vers Vrugb.	Koei Vrugb.	Lankl.	Na-Speen	GDT	VOV	Volw. Gewig	Hoogte	Lengte	OSO	Vet	Mar
102	110	116	112	104	98	109	111	107	104	112	98	108	102	103	106

Spn. Indeks	365D Indeks	540D Indeks	GDT Indeks	VOV Indeks	Skrotum	LH
105	-	-	100	-	358	1.25

Miostatien	
Q204X	1
NT821	0
F94L	0

OPMERKINGS:

LOGIX EBV Analise: 2025-05-21

LOT 25 — *P.S. LOURENS*

BLN 220074
2022-09-14
SP

Oerskap	Vaar	Moer
DNS ✔		
Genomies		

- LAR 160332 HH(c)
  - LAR 130032 HH(c)
    - BP 100017
    - LAR 100159 — OUD/KALW. 14/11 — GEM. SI/KALW. 105/11
  - LAR 120317 — OUD/KALW. 5/2 — GEM. SI/KALW. 99/2 — TKP 448
    - LAR 090210
    - LAR 080295 — OUD/KALW. 15/11 — GEM. SI/KALW. 100/11
- HVD 160172 — OUD/KALW. 8/6 — GEM. SI/KALW. 97/5 — TKP 373
  - DBP 070165
    - AG 980338
    - BHE 980009 — OUD/KALW. 13/10 — GEM. SI/KALW. 96/9
  - BBN 090251 — OUD/KALW. 9/5 — GEM. SI/KALW. 108/5 — TKP 459
    - JRB 050053
    - BBN 030157 — OUD/KALW. 9/7 — GEM. SI/KALW. 106/7

Geboortegemak Waarde	Speenkalf Waarde	Vrugbaarheids-waarde	Onderhouds-waarde	Koeiwaarde	Groei-waarde	Karkas-waarde
92	109	104	99	110	102	110

Kalf en Moeder			Vrugbaarheid				Na-Speen Groei			Raam			Karkas		
Geb. Dir.	Spn. Dir.	Spn. Mat.	Skr. Omtr.	Vers Vrugb.	Koei Vrugb.	Lankl.	Na-Speen	GDT	VOV	Volw. Gewig	Hoogte	Lengte	OSO	Vet	Mar
94	106	113	96	111	95	108	111	103	100	99	93	105	107	102	106

Spn. Indeks	365D Indeks	540D Indeks	GDT Indeks	VOV Indeks	Skrotum	LH
93	-	-	107	-	320	1.30

Miostatien	
Q204X	1
NT821	0
F94L	0

OPMERKINGS:

LOGIX EBV Analise: 2025-05-21

© Compiled by the South African Stud Book and Livestock Improvement Association
All Pedigree- and Performance Data has been certified as correct

BULLS

LOT 26 — *BHAMJEE'S BONSMARA*

BAB 220064
2022-10-17
SP

Parentage	Sire	Dam
DNA		
Genomic		

- BKR 190103
  - SYF 150155 HH(c)
    - SYF 120090 HH(c)
    - ADV 080229 — AGE/CALV. 11/9 — AVG. WI/CALV. 102/9
  - SYF 170061 — AGE/CALV. 8/6 — AVG. WI/CALV. 101/5 — ICP 400
    - SYF 130223
    - ADV 090178 — AGE/CALV. 10/9 — AVG. WI/CALV. 97/7
- BKR 190012 — AGE/CALV. 6/4 — AVG. WI/CALV. 97/2 — ICP 406
  - ADV 120296
    - SYF 100072
    - ADV 050030 — AGE/CALV. 15/12 — AVG. WI/CALV. 105/12
  - ADV 090178 — AGE/CALV. 10/9 — AVG. WI/CALV. 97/7 — ICP 354
    - ADV 070005
    - ADV 050059 — AGE/CALV. 13/11 — AVG. WI/CALV. 99/11

Calving Ease Value	Weaner Calf Value	Fertility Value	Maintenance Value	Cow Value	Growth Value	Carcass Value
128	91	102	128	100	88	85

Calf and Mother			Fertility				Post-Wean Growth			Frame			Carcass		
Birth Dir.	Wean Dir.	Wean Mat.	Scr. Circ.	Heifer Fert.	Cow Fert.	Longev.	Post Wean	ADG	FCR	Mature Weight	Height	Length	EMA	Fat	Mar
128	87	79	133	123	92	94	87	96	90	78	77	79	94	89	99

Wean Index	365D Index	540D Index	ADG Index	FCR Index	Scrotum	LH
93	-	-	95	-	376	1.23

Myostatin	
Q204X	0
NT821	0
F94L	0

REMARKS:

LOGIX EBV Analysis: 2025-05-21

LOT 27 — *P.S. LOURENS*

BLN 220066
2022-09-11
SP

Parentage	Sire	Dam
DNA ✔		
Genomic		

- LAR 160332 HH(c)
  - LAR 130032 HH(c)
    - BP 100017
    - LAR 100159 — AGE/CALV. 14/11 — AVG. WI/CALV. 105/11
  - LAR 120317 — AGE/CALV. 5/2 — AVG. WI/CALV. 99/2 — ICP 448
    - LAR 090210
    - LAR 080295 — AGE/CALV. 15/11 — AVG. WI/CALV. 100/11
- HVD 170008 — AGE/CALV. 8/6 — AVG. WI/CALV. 105/5 — ICP 389
  - GCD 130116
    - GCD 090112
    - GCD 050047 — AGE/CALV. 15/13 — AVG. WI/CALV. 96/12
  - BBN 080134 — AGE/CALV. 11/8 — AVG. WI/CALV. 105/8 — ICP 369
    - LES 040017
    - BBN 030073 — AGE/CALV. 13/11 — AVG. WI/CALV. 105/11

Calving Ease Value	Weaner Calf Value	Fertility Value	Maintenance Value	Cow Value	Growth Value	Carcass Value
84	123	103	86	118	114	126

Calf and Mother			Fertility				Post-Wean Growth			Frame			Carcass		
Birth Dir.	Wean Dir.	Wean Mat.	Scr. Circ.	Heifer Fert.	Cow Fert.	Longev.	Post Wean	ADG	FCR	Mature Weight	Height	Length	EMA	Fat	Mar
83	120	118	121	103	101	103	124	113	99	113	94	111	117	109	115

Wean Index	365D Index	540D Index	ADG Index	FCR Index	Scrotum	LH
105	-	-	124	-	355	1.26

Myostatin	
Q204X	0
NT821	0
F94L	0

REMARKS:

LOGIX EBV Analysis: 2025-05-21

LOT 28 — *P.S. LOURENS*

BLN 230013
2023-01-26
SP

Parentage	Sire	Dam
DNA ✔		
Genomic		

- BLN 180052
  - AJF 150252
    - LAR 090223
    - AJF 120005 — AGE/CALV. 9/7 — AVG. WI/CALV. 102/7
  - BLN 160013 — AGE/CALV. 9/7 — AVG. WI/CALV. 101/5 — ICP 395
    - KRT 130058
    - KRT 100092 — AGE/CALV. 8/5 — AVG. WI/CALV. 100/4
- BLN 130084 — AGE/CALV. 11/9 — AVG. WI/CALV. 100/8 — ICP 378
  - ADV 050053
    - LAR 000265
    - AG 910100 — AGE/CALV. 19/15 — AVG. WI/CALV. 100/15
  - HDT 080019 — AGE/CALV. 7/4 — AVG. WI/CALV. 99/3 — ICP 431
    - HDT 010037
    - HDT 050012 — AGE/CALV. 16/12 — AVG. WI/CALV. 96/10

Calving Ease Value	Weaner Calf Value	Fertility Value	Maintenance Value	Cow Value	Growth Value	Carcass Value
73	114	95	83	102	108	117

Calf and Mother			Fertility				Post-Wean Growth			Frame			Carcass		
Birth Dir.	Wean Dir.	Wean Mat.	Scr. Circ.	Heifer Fert.	Cow Fert.	Longev.	Post Wean	ADG	FCR	Mature Weight	Height	Length	EMA	Fat	Mar
64	123	102	118	103	92	94	124	110	100	118	105	115	103	109	106

Wean Index	365D Index	540D Index	ADG Index	FCR Index	Scrotum	LH
107	-	-	97	-	333	1.24

Myostatin	
Q204X	0
NT821	0
F94L	1

REMARKS:

LOGIX EBV Analysis: 2025-05-21

© Compiled by the South African Stud Book and Livestock Improvement Association
All Pedigree- and Performance Data has been certified as correct

BULLE

LOT 29 — *BHAMJEE'S BONSMARA*

BAB 220057
2022-10-05
SP

Ouerskap	Vaar	Moer
DNS	✔	✔
Genomies		

- BLN 160027
  - GEL 060132
    - ADV 010011
    - ADV 030070 — OUD/KALW. 10/7, GEM. SI/KALW. 98/6
  - SYF 080325 — OUD/KALW. 14/10, GEM. SI/KALW. 108/10, TKP 401
    - ADV 050155
    - SYF 030048 — OUD/KALW. 10/8, GEM. SI/KALW. 105/8
- HAS 160061 — OUD/KALW. 8/6, GEM. SI/KALW. 103/5, TKP 455
  - SYF 130117 HH(c)
    - SYF 090010
    - SYF 090147 — OUD/KALW. 12/11, GEM. SI/KALW. 106/11
  - JL 121268 — OUD/KALW. 12/9, GEM. SI/KALW. 101/4, TKP 431
    - MMJ 100193
    - MMJ 020228 — OUD/KALW. 13/8, GEM. SI/KALW. 105/8

Geboortegemak Waarde	Speenkalf Waarde	Vrugbaarheids-waarde	Onderhouds-waarde	Koeiwaarde	Groei-waarde	Karkas-waarde
125	98	76	122	94	94	89

Kalf en Moeder			Vrugbaarheid				Na-Speen Groei			Raam			Karkas		
Geb. Dir.	Spn. Dir.	Spn. Mat.	Skr. Omtr.	Vers Vrugb.	Koei Vrugb.	Lankl.	Na-Speen	GDT	VOV	Volw. Gewig	Hoogte	Lengte	OSO	Vet	Mar
125	84	108	99	76	87	92	87	102	96	81	89	92	95	87	86

Spn. Indeks	365D Indeks	540D Indeks	GDT Indeks	VOV Indeks	Skrotum	LH
95	-	-	116	-	327	1.24

Miostatien	
Q204X	0
NT821	0
F94L	0

OPMERKINGS:

LOGIX EBV Analise: 2025-05-21

LOT 30 — *KLING BONSMARAS*

WEK 220143
2022-10-11
SP

Ouerskap	Vaar	Moer
DNS	✔	
Genomies		

- SYF 180081 HH(c)
  - LAR 140200
    - LAR 120033 HH(c)
    - LAR 100152 — OUD/KALW. 14/12, GEM. SI/KALW. 100/10
  - SYF 120009 — OUD/KALW. 13/11, GEM. SI/KALW. 101/11, TKP 381
    - ADV 060174
    - ADV 090208 — OUD/KALW. 12/10, GEM. SI/KALW. 100/10
- WEK 150037 — OUD/KALW. 9/6, GEM. SI/KALW. 109/6, TKP 377
  - SYF 100247
    - SYF 070036
    - SYF 060055 — OUD/KALW. 12/8, GEM. SI/KALW. 100/5
  - WEK 060179 — OUD/KALW. 11/6, GEM. SI/KALW. 108/4, TKP 444

Geboortegemak Waarde	Speenkalf Waarde	Vrugbaarheids-waarde	Onderhouds-waarde	Koeiwaarde	Groei-waarde	Karkas-waarde
99	88	112	92	98	-	91

Kalf en Moeder			Vrugbaarheid				Na-Speen Groei			Raam			Karkas		
Geb. Dir.	Spn. Dir.	Spn. Mat.	Skr. Omtr.	Vers Vrugb.	Koei Vrugb.	Lankl.	Na-Speen	GDT	VOV	Volw. Gewig	Hoogte	Lengte	OSO	Vet	Mar
102	93	108	96	103	118	97	93	85	76	107	96	95	89	85	94

Spn. Indeks	365D Indeks	540D Indeks	GDT Indeks	VOV Indeks	Skrotum	LH
121	113	100	-	-	-	-

Miostatien	
Q204X	Nie Getoets
NT821	Nie Getoets
F94L	Nie Getoets

OPMERKINGS:

LOGIX EBV Analise: 2025-05-21

LOT 31 — *SAUNDERS BOERDERY*

UEJ 220051 Pp(c)
2022-09-09
B

Ouerskap	Vaar	Moer
DNS		
Genomies		

- BLN 160068
  - GEL 060132
    - ADV 010011
    - ADV 030070 — OUD/KALW. 10/7, GEM. SI/KALW. 98/6
  - BLN 130055 — OUD/KALW. 5/3, GEM. SI/KALW. 108/2, TKP 414
    - ADV 050053
    - BLN 070004 — OUD/KALW. 8/4, GEM. SI/KALW. 112/3
- UEJ 170002 — OUD/KALW. 7/5, GEM. SI/KALW. 99/5, TKP 372

Geboortegemak Waarde	Speenkalf Waarde	Vrugbaarheids-waarde	Onderhouds-waarde	Koeiwaarde	Groei-waarde	Karkas-waarde
85	84	92	119	81	86	87

Kalf en Moeder			Vrugbaarheid				Na-Speen Groei			Raam			Karkas		
Geb. Dir.	Spn. Dir.	Spn. Mat.	Skr. Omtr.	Vers Vrugb.	Koei Vrugb.	Lankl.	Na-Speen	GDT	VOV	Volw. Gewig	Hoogte	Lengte	OSO	Vet	Mar
89	85	109	102	93	93	102	77	90	90	84	103	96	95	91	96

Spn. Indeks	365D Indeks	540D Indeks	GDT Indeks	VOV Indeks	Skrotum	LH
102	-	-	94	-	372	1.23

Miostatien	
Q204X	0
NT821	0
F94L	0

OPMERKINGS:

LOGIX EBV Analise: 2025-05-21

© Compiled by the South African Stud Book and Livestock Improvement Association
All Pedigree- and Performance Data has been certified as correct

BULLS

LOT 32

P.S. LOURENS

BLN 230029
2023-04-20
SP

Parentage	Sire	Dam
DNA	✔	
Genomic		

- LAR 160332 HH(c)
  - LAR 130032 HH(c)
    - BP 100017
    - LAR 100159 (AGE/CALV. 14/11, AVG. WI/CALV. 105/11)
  - LAR 120317 (AGE/CALV. 5/2, AVG. WI/CALV. 99/2, ICP 448)
    - LAR 090210
    - LAR 080295 (AGE/CALV. 15/11, AVG. WI/CALV. 100/11)
- BLN 170052 (AGE/CALV. 7/5, AVG. WI/CALV. 100/5, ICP 404)
  - BLN 130013
    - SYF 070036
    - SYF 080123 (AGE/CALV. 14/12, AVG. WI/CALV. 108/11)
  - BLN 140049 (AGE/CALV. 10/8, AVG. WI/CALV. 103/7, ICP 386)
    - ADV 050053
    - BZ 100117 (AGE/CALV. 13/10, AVG. WI/CALV. 103/10)

Calving Ease Value	Weaner Calf Value	Fertility Value	Maintenance Value	Cow Value	Growth Value	Carcass Value
86	129	102	82	123	99	127

Calf and Mother			Fertility				Post-Wean Growth			Frame			Carcass		
Birth Dir.	Wean Dir.	Wean Mat.	Scr. Circ.	Heifer Fert.	Cow Fert.	Longev.	Post Wean	ADG	FCR	Mature Weight	Height	Length	EMA	Fat	Mar
88	124	119	134	103	95	110	126	98	92	119	89	106	117	112	116

Wean Index	365D Index	540D Index	ADG Index	FCR Index	Scrotum	LH
102	-	-	104	-	348	1.20

Myostatin	
Q204X	0
NT821	0
F94L	0

REMARKS:

LOGIX EBV Analysis: 2025-05-21

LOT 33

P.S. LOURENS

BLN 230003
2023-01-07
SP

Parentage	Sire	Dam
DNA	✔	
Genomic		

- BLN 180052
  - AJF 150252
    - LAR 090223
    - AJF 120005 (AGE/CALV. 9/7, AVG. WI/CALV. 102/7)
  - BLN 160013 (AGE/CALV. 9/7, AVG. WI/CALV. 101/5, ICP 395)
    - KRT 130058
    - KRT 100092 (AGE/CALV. 8/5, AVG. WI/CALV. 100/4)
- BLN 110071 (AGE/CALV. 13/11, AVG. WI/CALV. 100/10, ICP 378)
  - ADV 070101
    - AG 020251
    - AG 990004 (AGE/CALV. 10/6, AVG. WI/CALV. 92/6)
  - BLN 070006 (AGE/CALV. 13/10, AVG. WI/CALV. 107/10, ICP 370)
    - RCO 000079
    - AG 960061 (AGE/CALV. 16/12, AVG. WI/CALV. 102/9)

Calving Ease Value	Weaner Calf Value	Fertility Value	Maintenance Value	Cow Value	Growth Value	Carcass Value
79	110	87	95	97	104	109

Calf and Mother			Fertility				Post-Wean Growth			Frame			Carcass		
Birth Dir.	Wean Dir.	Wean Mat.	Scr. Circ.	Heifer Fert.	Cow Fert.	Longev.	Post Wean	ADG	FCR	Mature Weight	Height	Length	EMA	Fat	Mar
81	115	104	114	96	84	99	117	107	101	103	93	103	97	98	95

Wean Index	365D Index	540D Index	ADG Index	FCR Index	Scrotum	LH
107	-	-	106	-	336	1.23

Myostatin	
Q204X	0
NT821	0
F94L	1

REMARKS:

LOGIX EBV Analysis: 2025-05-21

LOT 34

BHAMJEE'S BONSMARA

BAB 230013
2023-02-25
SP

Parentage	Sire	Dam
DNA	✔	✔
Genomic		

- AG 130736 HH(c)
  - AG 110263
    - AG 070745
    - AG 070404 (AGE/CALV. 12/8, AVG. WI/CALV. 101/7)
  - AG 110030 (AGE/CALV. 13/10, AVG. WI/CALV. 103/10, ICP 415)
    - AG 060027
    - AG 020200 (AGE/CALV. 15/11, AVG. WI/CALV. 101/9)
- VIL 110234 (AGE/CALV. 13/10, AVG. WI/CALV. 102/8, ICP 441)
  - ADV 060174
    - SYF 020051
    - AG 010403 (AGE/CALV. 14/11, AVG. WI/CALV. 102/10)
  - VIL 070013 (AGE/CALV. 9/7, AVG. WI/CALV. 92/6, ICP 387)
    - AG 990153
    - GEL 040045 (AGE/CALV. 4/2, AVG. WI/CALV. 86/2)

Calving Ease Value	Weaner Calf Value	Fertility Value	Maintenance Value	Cow Value	Growth Value	Carcass Value
117	109	95	129	110	79	83

Calf and Mother			Fertility				Post-Wean Growth			Frame			Carcass		
Birth Dir.	Wean Dir.	Wean Mat.	Scr. Circ.	Heifer Fert.	Cow Fert.	Longev.	Post Wean	ADG	FCR	Mature Weight	Height	Length	EMA	Fat	Mar
114	94	103	93	90	106	93	89	77	67	75	72	69	101	94	96

Wean Index	365D Index	540D Index	ADG Index	FCR Index	Scrotum	LH
92	-	-	96	-	318	1.18

Myostatin	
Q204X	Not Tested
NT821	Not Tested
F94L	Not Tested

REMARKS:

LOGIX EBV Analysis: 2025-05-21

Bonsmara SA Cattle Breeders' Society

© Compiled by the South African Stud Book and Livestock Improvement Association
All Pedigree- and Performance Data has been certified as correct

Dier Info				Actual Values						Expected Breeding Values											Indices			Dam		
LOT	Animal ID	Sex	SEC	Birth Wt (kg)	205d Wt (kg)	CCB *Ratio*	CCW *Ratio*	Length Height *Ratio*	Scr. Circ. *(mm)*	Birth Dir (kg)	Birth Mat (kg)	Wean Dir (kg)	Wean Mat (kg)	Post Wean (kg)	Mature Weight. (kg)	ADG (g/d)	FCR (kg:kg)	Scr. Circ. (mm)	Height. (mm)	Length (mm)	Wean	ADG	Scr. Circ.	Avg. Wean Index	Nr. Calves	Repr. Index
			Breed Average							0.99	-0.30	14.6	3.6	24	22	77	-36	12.3	-3.0	13.0						
			Auction Average	34	218	6.62	44.2	1.26	346	1.17	-0.32	17.6	2.0	33	20	84	-28	14.8	-12	12	102	106	104	101	7.0	106
1	BLN 220097	M	SP	29	211	6.16	40.9	1.28	346	1.68	0.24	18.9	4.1	41.2	23.0	119	-35	18.8	-8	22	93	110	111	98	6	110
2	BAB 220025	M	SP	35	156	6.84	37.9	1.27	337	1.27	0.21	17.9	-6.3	33.2	17.2	93	-18	6.4	-15	5	100	110	90	98	8	101
3	WEK 220024	M	B	34	219	-	47.2	-	-	0.27	-1.05	16.5	-8.3	30.5	23.9	59	-33	3.6	-15	7	112	-	85	99	11	107
4	BLN 220064	M	SP	30	253	5.93	49.7	1.27	344	2.60	-0.16	27.1	4.6	52.8	44.9	174	-54	18.9	2	31	115	135	112	104	8	116
5	UEJ 220039	M	B	40	230	-	45.5	1.31	358	2.20	-0.18	12.3	0.7	20.8	31.0	112	-35	7.1	-15	15	104	115	91	104	5	117
6	BLN 220103	M	SP	35	238	6.34	40	1.30	345	3.08	0.28	23.6	6.1	42.6	41.6	118	-40	18.6	-8	24	104	100	111	105	8	112
8	BAB 220036	M	SP	40	193	6.83	38.9	1.26	339	1.49	-0.97	22.7	-7.6	43.7	36.1	123	-44	10.5	-12	16	98	119	97	97	7	109
9	BLN 220084	M	SP	33	223	7.16	46.4	1.29	351	1.75	-0.39	24.3	5.6	47.1	20.2	132	-44	25	-14	21	98	113	122	101	7	109
10	BLN 220085	M	SP	40	222	8.64	46.5	1.24	363	3.26	0.06	16.9	5.0	29.5	18.2	74	-24	24.6	-26	-0	93	107	121	97	7	110
11	SYF 220253	M	SP	35	341	7.58	55.5	1.29	345	2.26	0.41	34.4	2.5	63.5	71.7	172	-41	24	1	41	100	112	120	101	5	111
12	BAB 220044	M	SP	35	195	6.54	47.5	1.26	355	1.09	-1.46	16.0	5.7	25.6	-3.1	43	-8	20.6	-17	3	105	101	114	104	9	94
13	WEK 220080	M	SP	26	231	-	48.1	-	-	-0.56	-0.74	12.5	-3.9	15.2	-14.2	20	9	11.7	-29	-7	93	-	99	93	2	69
14	UEJ 220043	M	SP	35	223	-	53.5	1.30	357	0.44	-1.74	17.8	-4.6	31.2	3.4	75	-38	4.1	-17	9	102	91	86	104	5	108
15	BLN 230010	M	SP	32	237	6.12	45.4	1.22	344	1.83	-0.25	21.9	2.5	41.0	31.6	88	-25	18.4	-22	5	108	105	111	102	6	106
16	BLN 220094	M	SP	33	214	7.3	42.8	1.25	365	1.81	0.08	19.2	3.8	42.3	32.0	156	-59	29.2	-2	24	93	113	129	95	6	121
17	BAB 230010	M	SP	30	157	5.44	35.5	-	-	0.63	-0.52	10.0	2.3	22.7	3.8	115	-35	8.7	-10	11	95	-	94	107	4	114
18	BAB 220030	M	SP	29	159	5.74	35.6	1.29	327	-1.21	0.05	11.8	1.0	21.1	-3.1	72	-37	3.6	-12	9	100	117	85	101	6	97
19	WEK 220012	M	SP	32	243	-	59.6	-	-	-0.62	-1.10	22.7	-2.5	39.2	37.9	118	-54	11.6	-1	19	128	-	99	113	4	89
20	BLN 220101	M	SP	35	226	7.74	45.5	1.25	325	1.28	-0.27	20.8	5.1	38.3	17.0	65	-31	5.8	-5	18	98	91	89	101	5	110
21	BLN 220083	M	SP	29	225	6.43	44.9	1.24	341	0.31	-0.01	8.2	-0.3	12.7	-2.7	4	-6	7.5	-25	-16	99	97	92	99	3	97
22	WEK 220134	M	SP	32	183	-	34.7	-	-	0.17	-0.90	8.5	-4.6	8.7	3.0	-42	20	4.7	-25	-13	94	-	87	88	7	106
23	UEJ 220046	M	SP	32	236	-	51.2	1.29	353	-0.56	-1.40	16.6	-7.4	31.7	7.0	98	-39	2.4	-9	14	109	98	83	101	9	100
24	BLN 220108	M	SP	34	238	6.12	34.3	1.25	358	0.76	0.18	19.8	8.5	38.9	39.5	103	-42	18.9	-4	21	105	100	112	103	11	112
25	BLN 220074	M	SP	34	215	6.85	44.2	1.30	320	1.58	0.15	18.0	7.5	38.4	20.1	87	-36	10.2	-8	18	93	107	96	97	6	109
26	BAB 220064	M	SP	31	177	5.92	34.4	1.23	376	-1.89	-0.43	7.5	-2.6	13.5	-11.3	60	-20	31.1	-20	-5	93	95	133	97	4	109

© Compiled by the South African Stud Book and Livestock Improvement Association
All Pedigree- and Performance Data has been certified as correct

Dier Info				Werklike Syfers						Verwagte Teelwaardes											Indekse			Moeder		
LOT	Dier ID	Geslag	AFD	Geb. Gewig (kg)	205d Gewig (kg)	KKG *Verh.*	KKS *Verh.*	Lengte Hoogte *Verh.*	Skr. Omtr. *(mm)*	Geb Dir (kg)	Geb Mat (kg)	Spn Dir (kg)	Spn Mat (kg)	Na-Spn (kg)	Volw. Gewig (kg)	GDT (g/d)	VOV (kg:kg)	Skr. Omtr. (mm)	Hoogte (mm)	Lengte (mm)	Spn.	GDT	Skr. Omtr.	Gem. Spn. Indeks	Aant. Kalw.	Repr. Indeks
		Ras Gemiddeld								0.99	-0.30	14.6	3.6	24	22	77	-36	12.3	-3.0	13.0						
		Aanbod Gemiddeld		34	218	6.62	44.2	1.26	346	1.17	-0.32	17.6	2.0	33	20	84	-28	14.8	-12	12	102	106	104	101	7.0	106
27	BLN 220066	M	SP	38	243	7.87	48.1	1.26	355	2.79	-0.41	25.0	9.1	51.8	41.3	125	-34	24.4	-7	23	105	124	121	105	6	109
28	BLN 230013	M	SP	40	243	7.43	44.5	1.24	333	4.77	0.71	26.6	4.3	49.9	48.6	112	-37	22.7	1	27	107	97	118	100	9	108
29	BAB 220057	M	SP	28	177	4.77	32.6	1.24	327	-1.58	-0.31	6.1	5.9	15.1	-5.7	83	-30	11.6	-11	6	95	116	99	103	6	102
30	WEK 220143	M	SP	32	227	-	40.2	-	-	0.80	0.22	10.7	6.1	20.3	32.2	20	2	10.2	-6	9	121	-	96	109	6	104
31	UEJ 220051	M	B	39	226	-	48.5	1.23	372	2.15	0.43	6.6	6.3	3.0	-2.5	38	-21	13.5	-0	10	102	94	102	99	5	114
32	BLN 230029	M	SP	36	245	6.99	54.1	1.20	348	2.19	0.08	27.3	9.4	53.0	48.9	70	-24	32	-11	18	102	104	134	100	5	111
33	BLN 230003	M	SP	36	239	7.23	48.5	1.23	336	2.96	0.12	22.5	4.7	43.6	26.5	102	-38	20.1	-8	16	107	106	114	100	11	110
34	BAB 230013	M	SP	30	147	4.91	37	1.18	318	-0.46	-1.48	11.5	4.5	17.1	-14.4	-10	17	8.1	-24	-14	92	96	93	102	10	102

© Compiled by the South African Stud Book and Livestock Improvement Association
All Pedigree- and Performance Data has been certified as correct

EXPLANATION OF CATALOGUE ABBREVIATIONS		VERDUIDELIKING VAN KATALOGUS AFKORTINGS	
Lot Number	LOT	LOT	Lot Nommer
Estimated breeding value	EBV	EBV	Beraamde teelwaarde
Parentage verification	Parentage	Ouerskap	Ouerskap verifikasie
Age in years / Number of calvings	AGE. / CALV.	OUD. / KALF.	Ouderdom in jaar / Aantal kalwings
Average Wean index / Number of calves weaned	Ave WI / CALV.	GEM SI / KALF.	Gemiddelde speen indeks / Aantal kalwers gespeen
Animal identification number	ID	ID	Dier se identifikasie nommer
Herd Book Section	SEC	AFD	Kuddeboek Afdeling
Herd Book Section: Pending Registration	PEN	PEN	Kuddeboek Afdeling: Wag vir Registrasie
Herd Book Section: Not for Registration	NFR	NFR	Kuddeboek Afdeling: Nie vir Registrasie
Herd Book Section: Foundation Generation	FO	FO	Kuddeboek Afdeling: Fondasie Generasie
Herd Book Section: Appendix A	A	A	Kuddeboek Afdeling: Aanhangsel A
Herd Book Section: Appendix B	B	B	Kuddeboek Afdeling: Aanhangsel B
Herd Book Section: Studbook Proper, a registered animal	SP	SP	Kuddeboek Afdeling: Studbook Proper, 'n geregistreerde dier
Genomically Tested	GT	GT	Genomies Getoets
Homozygous Horned (Celtic test)	HH(c)	HH(c)	Homosigoties horings (Celtic toets)
Homozygous Polled (Celtic test)	PP(c)	PP(c)	Homosigotiets Poena (Celtic toets)
Heterozygous Polled (Celtic test)	Pp(c)	Pp(c)	Heterosigoties Poena (Celtic toets)
Phenotypically Polled	P	P	Fenotipies Poena
Intercalving Period	ICP	TKP	Tussen-Kalf Periode
Birth Direct breeding value	Birth Dir.	Geb. Dir	Geboorte Direk teelwaarde
Wean Direct breeding value	Wean Dir.	Spn. Dir.	Speen Direk teelwaarde
Wean Maternal breeding value	Wean Mat.	SPn. Mat.	Speen Maternaal teelwaarde
Scrotal Circumference	Scr. Circ.	Skr. Omt.	Skrotum omtrek
Heifer Fertility	Heifer Fert.	Vers Vrugb.	Vers Vrugbaarheid
Cow Fertility	Cow Fert.	Koei Vrugb.	Koei Vrugbaarheid
Longevity	Longev.	Lankl.	Lanklewendheid
Mature Weight	Mat. Wt.	Volw. Gewig	Volwasse gewig
Average Daily Gain (g/day)	ADG	GDT	Gemiddelde Daaglikse Toename
Feed Conversion Ratio (kg:kg)	FCR	VOV	Voeromset Verhouding
Eye Muscle Area	EMA	OSO	Oogspier grootte
Backfat Thickness	Fat	Vet	Rugvet Diepte
Marbeling (intra-muscular fat)	Mar	Mar	Marmering (binne-spierse vet)
365-day weight index	365D Index	365D Indeks	365-dae gewig indeks
540-day weight index	540D Index	540D Indeks	540-dae gewig indeks
Length-Height ratio	LH	LH	Lengte-Hoogte Verhouding
Actual Birth weight	Birth Wt.	Geb. gewig	Werklike Geboorte gewig
205-day Dam-age corrected weight	205d Wt.	205d gewig	205-dag Moeder-ouderdom gekorrigeerde gewig
Cow-Calf Birth Ratio	CCG	KKG	Koei-Kalf Geboorte Verhouding
Cow-Calf Wean Ratio	CCW	KKS	Koei-Kalf Speen Verhouding
Average Weaning Index	Avg. Wean Index	Gem. Spn. Indeks	Gemiddelde speen indeks
Number of Calves	Nr. Calves	Aant. Kalw.	Aantal kalwers
Reproduction Index	Repr. Index	Repr. Indeks	Reproduksie indeks
Animal sex: M - Male, F - Female	M / F	M / V	Dier geslag: M - Manlik, V - Vroulik