AMPTELIKE VEILINGSKATALOGUS VIR /

OFFICIAL AUCTION CATALOGUE FOR

DAYBREAKER BEEFMASTERS

QUEENSTOWN

15 October 2025

All Pedigree- and Performance Data is as recorded on LOGIX on 25 July 2025

BEEFMASTER
CATTLE BREEDERS' SOCIETY OF SA
BEESTELERSGENOOTSKAP VAN SA

SA STAMBOEK STUD BOOK

© 2025 South African Stud Book and Animal Improvement Association

AUCTIONS UNDER THE AUSPICES OF THE BEEFMASTER CATTLE BREEDERS' SOCIETY

It is compulsory for all stud auctions to be conducted under the auspices of the Society.

The term "**Under the auspices of the Beefmaster Cattle Breeders' Society**" means that officers of the society shall ensure that the official catalogues, drawn up by SA Stud Book with the information on its "Logix system", are available at the auction, that the information regarding paternity, production data and estimated breeding values, contained in the catalogue complies with the minimum breed standards as set by the Beefmaster Cattle Breeders' Society as well as the applicable provisions of the Constitution of the Beefmaster Cattle Breeders' Society, and that the animals offered have already been inspected and approved by an inspector.

The Beefmaster Cattle Breeders' Society also requires that stud animals offered at stud auctions under the auspices of the Beefmaster Cattle Breeders' Society are inspected on the day of the auction by inspectors of the Society to ensure that the animals still comply to the Beefmaster's minimum breed standards.

The Society also verifys the following requirements for animals to be offered at an auction under the auspice of the Society:

- Fertility certificate (not older than three months) and certificate regarding venereal diseases of bulls
- Certificate (not older than three months) of a negative Tuberculosis test of cows, heifers and bulls
- Certificate (not older than three months) of a negative Contagious Abortion test of cows and bulls
- Heifers older than 32 months and cows without a calf should preferably be pregnant and certified as such
- All semen and embryo donors offered for sale must be registered as donors

Although the Society carries out all checks to the best of its ability, the Society do however, not have any control over tests carried out and/or information provided by a third party and/or guarantee its accuracy or accept responsibility for erroneous information. The Society can thus not vouch for the following:

- Immunisation and health status of the animals
- Pregnancy status of cows and heifers
- Breeding ability of bulls
- Fertility status
- Venereal desease
- Faulty information due to printing errors.

The "Logix system" the computer animal recording system used by SA Stud Book to administer the Society's animal recording services, is also deemed as a third party. The information obtained from Logix is therefore deemed as information from a third party.

Commercial animals and animals not approved for sale at an auction, cannot be offered for sale under the auspices of the Society.

© Compiled by the South African Stud Book and Livestock Improvement Association

ANIMAL, OWNER AND PEDIGREE INFORMATION

1 2 3 4 5

LOT 1 (M)

V-PLAN 14

Breed Logo

SB 200201 PP(c)

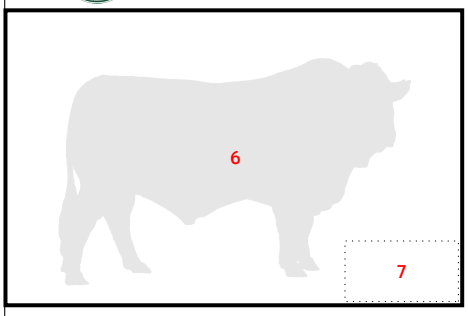

Herd Book	SP
Birth date	2020-01-01
Age	2y 7m
Inbreeding	1%
DNA	ABC001234

9 (& 10)

Parentage	Sire	Dam
DNA	✔	
Genomic	✔	

11

SB 140007

SB 140010
Age 7 | AFC 27 | ICP 366
Calves 6 | Weaned 2
Avg. WI 89 | Wean Mat. 93

Calvings: 16-11, 17-10, 18-10, 20-03, 21-03, 22-04, 23-04

12

SB 110001

SB 110012 P
Age 10 | AFC 32 | ICP 475
Calves 5 | Weaned -
Avg. WI - | Wean Mat. 80

SB 110001

SB 060004 PcH
Age 13 | AFC 72 | ICP 360
Calves 8 | Weaned 7
Avg. WI 105 | Wean Mat. 110

13

SUPERBULL BREEDERS

8

Town, Province
078 737 2855
super_bull@webmail.com

1. Lot Number & sex (mixed lots)
2. Breed's logo
3. **GT** - animal is genomically tested
4. Animal Identification Number
5. Polled Status
   - Celtic: PP(c)/Pp(c) - polled, HH(c) - horned
   - Phenotypic: P/PcH - polled, HH - horned, SC - scurs
6. Animal's photo, or Herd's logo
7. Herd's logo
8. Owner's information
9. Animal's information
   - Herd book section
   - Birth date
   - Animal's age
   - Animal's inbreeding percentage
   - DNA Number - if available
10. Additional information (only females)
    - Age at first calving
    - Number of calves born
    - Number of calves weaned
    - Average Wean Index
    - Intercalving Period
11. Parentage Verification - a green tick (✔) indicates that the sire and/or dam has been verified via microsatellite (DNA) and/or Genomic testing
12. Dam information
    - Age and Number of Calvings
    - Average Wean Index and Number of Calves Weaned
    - Age at First Calving and Intercalving Period
    - Cow award
13. Four (4) generation pedigree
14. VPLAN Membership

QR Code
This code can be scanned with a smart device. It redirects to the animal's information on **www.SABeefBulls.com** where additional information for the animal is available.

Myostatin	
Q204X	Free
NT821	Carrier
F94L	Not Tested

Myostatin Results
- Free - free from double muscling genes
- Carrier - heterozygotic / carrier of one double muscling gene
- D. Muscled - homozygotic / double muscled

GENETIC VALUES - BUILDING BLOCKS

Calf and Mother				Fertility				Post-Wean Growth			Frame			Carcass		
Birth Dir.	Birth Mat.	Wean Dir.	Wean Mat.	Scr. Circ.	Heifer Fert.	Cow Fert.	Longev.	Post Wean	ADG	FCR	Mature Weight	Height	Length	EMA	Fat	Mar
83	**121**	**130**	**89**	**112**	**84**	**101**	**112**	**125**	**126**	**129**	**113**	**104**	**115**	**149**	**82**	**119**
87%	*70%*	*83%*	*70%*	*81%*	*68%*	*59%*	*69%*	*72%*	*76%*	*80%*	*65%*	*81%*	*80%*	*77%*	*74%*	*73%*
10	11	12	13	16	14	15	17	18	19	20	21	22	23	25	26	27

The Logix Selection Values are compiled of specific genetic building blocks, as indicated in the selection value descritions on the next page.
These genetic building blocks are indicated in the catalogue by their Breeding Value indices and accuracies.

PHENOTYPIC VALUES

Birth Weight	205D Weight	365D Weight	540D Wegiht	ADG Index	FCR Index	Scrotum	LH
47kg	**239kg** | *109 (19)*	**284kg** | *99 (10)*	**390kg** | *92 (10)*	**1680g/d** | *90 (13)*	**6.08** | *98*	**353mm** (D1)	**1.20**
10	12			19	20	16	24

- 205D, 365D, 540D weights - adjusted weaning, year and 18 month weights, the phenotypic index obtained, and the number of animals in the contemporary group
- ADG and FCR Indices - phenotypic index obtained within the animal's contemporary group
- Scrotum - adjusted scrotal circumference, in mm, as measured at the end of the growth test, as well as the growth test type
- Length-Height Ratio (LH) - the animal's length to height ratio, as measured at the end of the growth test

© Compiled by the South African Stud Book and Livestock Improvement Association
All Pedigree- and Performance Data is as recorded on LOGIX on 25 July 2025

LOGIX SELECTION VALUES

COW VALUE	108
103	Calving Ease Value
118	Calf Growth Value
86	Milk Value
80	Maintenance Value
110	Fertility Value
GROWTH VALUE	105
CARCASS VALUE	110
PRODUCTION VALUE	103



Logix Cow Value

Selection of:

- Fertile cows,
- with low maintenance,
- that calf easily,
- and wean heavy calves relative to own weight

Calving Ease Value
Low birth weight calves

Measurement: Birth weight
EBVs: Birth Weight Direct and Maternal

Calf Growth Value
Heavy weaner calves

Measurement: Weaning weight
EBVs: Weaning weight Direct

Milk Value
Good mothering ability

Measurement: Weaning weight
EBVs: Weaning weight Maternal

Maintenance Value
Low cow weight

Measurement: Mature cow weight, Weaning weight
EBVs: Mature weight + 10% Wean Maternal

Fertility Value
Fertile cows (calve early and regularly while family is retained in stud herds)

Measurement: Age at first calving, ICP and retention
EBVs: Heifer fertility, Cow fertility, and Longevity

Logix Growth Value

Selection for efficient growers on veld and in feedlot

Measurements: Phase C and D Growth test traits

EBVs: Weaning weight, End weight, ADG and Intake

Logix Carcass Value

Selection for higher meat yields on a carcass

Measurements: Phase C and D Growth test traits, RTU scanning traits

EBVs: End weight, Eye Muscle Area and Fat

Logix Production Value

Selection for profitable animals

80% of the Cow Value, and 20% of the Growth Value

HOW TO USE SELECTION VALUES

Logix Breeding Value Indices and Selection Values are versatile and can be used effectively to select various types of animals suitable for different environments and markets. Three examples of selection goals are shown. Always check all selection values for compatiblility with your specific selection goal and never select only on the Cow Value.

AVERAGE ANIMALS

(NO GROWTH EXTREMES)

COW VALUE	112
99	Calving Ease Value
109	Calf Growth Value
108	Milk Value
95	Maintenance Value
104	Fertility Value
GROWTH VALUE	108
CARCASS VALUE	109
PRODUCTION VALUE	109

- Selection Values 90 to 110
- Cow Value & Fertility Value average to high

A safe choice, as animals are profitable in most environments.

GROWERS

(GOOD ENVIRONMENT)

COW VALUE	112
99	Calving Ease Value
109	Calf Growth Value
108	Milk Value
95	Maintenance Value
104	Fertility Value
GROWTH VALUE	108
CARCASS VALUE	109
PRODUCTION VALUE	109

- Calf Growth / Growth Value > 110
- Cow Value & Fertility Value average to high

Growers are heavier at birth (lower Calving Ease Value), and heavier at maturity (lower Maintenance Value).

LOW-MAINTENANCE ANIMALS

(HARSH ENVIRONMENT)

COW VALUE	112
99	Calving Ease Value
109	Calf Growth Value
108	Milk Value
95	Maintenance Value
104	Fertility Value
GROWTH VALUE	108
CARCASS VALUE	109
PRODUCTION VALUE	109

- Maintence Value > 110
- Cow Value & Fertility Value average to high

Lighter cows have a lower maintenance (higher Maintenance Value).

© Compiled by the South African Stud Book and Livestock Improvement Association
All Pedigree- and Performance Data is as recorded on LOGIX on 25 July 2025

EXPLANATION OF BREEDING VALUES AND SELECTION VALUES

		Traits	Description/Measurement	Goal	General Guidelines						
						<80	<90	90-110	>110	>120	
Selection Values	1	**Cow Value**	Combination of Calving Ease, Calf Growth, Milk, Maintenance and Fertility Values (Rand-Value)	Profitable Cow	Loss						Profit
	2	**Calving Ease Value**	Risk for calving problems (calf too heavy) vs calf too small	Avg. birth weight	High						Low
	3	**Calf Growth Value**	Calf's genetic ability for pre-weaning growth	Heavy weaner calf	Light						Heavy
	4	**Milk Value**	Cow's genetic mothering and milking ability	Enough milk for the calf	Less						More
	5	**Maintenance Value**	Maintenance requirements of cow (cow weight and milk)	Low cow maintenance	High					*	Low
	6	**Fertility Value**	Fertility and retention of cows and heifers	Fertile cows	Low						High
	7	**Growth Value**	Efficient growth on veld and in feedlot (R-value)	Profitable growth	Loss						Profit
	8	**Carcass Value**	Meat on carcass (Weight and RTU EBVs)	More meat on the carcass	Less						More
	9	**Production Value**	Combination of Cow- and Growth values (R-value)	Profitable animals	Loss						Profit
Cow & Heifer	10	**Birth Weight Direct**	Birth weight (Calf's genetic ability)	Avg. birth weight	Heavy						Light
	11	**Birth Weight Maternal**	Birth weight (Cow's genetic ability)	Easy calving	Heavy						Light
	12	**Weaning Weight Direct**	Weaning weight (Calf's genetic ability)	Heavy weaner calves	Light						Heavy
	13	**Weaning Weight Maternal**	Weaning weight (Cow's genetic ability)	Good mothers	Poor						Good
	21	**Mature Cow Weight**	Cow weight at weaning of first three calves	Avg. mature cow weight	Light				*	*	Heavy
		Cow-Calf Birth	EBV Birth Direct / EBV Mature Cow weight	Average	Low						High
		Cow-Calf Wean	EBV Wean Direct / EBV Mature Cow weight	High calf-cow ratio	Low						High
Fertility	14	**Heifer Fertility**	Age at first calving	Fertile heifers	Less						More
	15	**Cow Fertility**	First 3 inter-calving periods (ICPs)	Fertile cows	Less						More
	16	**Scrotal Circumference**	As measured during the growth test	Fertile bulls	Less						More
	17	**Longevity**	Retention of progeny	Acceptable progeny	Poor						Good
Growth & Frame	18	**Post-Wean Weight**	12- and 18 month weights	Good post-wean growth	Low					*	High
	19	**Average Daily Gain**	Average daily gain	Good growth	Poor						Good
	20	**Feed Conversion Ratio**	100g feed intake / g weight gain	Feed efficiency	Poor						Good
		Final Test Weight	Final weight in the growth test	Heavy carcass	Light					*	Heavy
	22	**Height**	Shoulder / Hip height in growth test	Average height	Short						Tall
	23	**Length**	Length in growth test	Longer for more muscle	Short						Long
	24	**Length-Height Ratio**	EBV Length / EBV Height	Longer rather than tall	<1						>1
Carcass	25	**Eye Muscle Area**	RTU measured eye muscle area	Bigger steaks	Small						Big
	26	**Fat Thickness**	RTU measured P8 backfat thickness	Carcass quality	Thin						Thick
	27	**Marbling**	RTU measured % of intra-muscular fat	Juicy meat	Low						High

* Determined by own selection goal

INTERPRETATION OF BREEDING VALUE INDICES

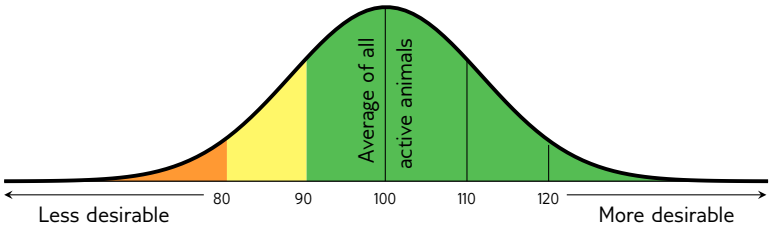

Average between 90 and 110

(Acceptable between 80 and 120)

© Compiled by the South African Stud Book and Livestock Improvement Association

All Pedigree- and Performance Data is as recorded on LOGIX on 25 July 2025

LOT 1 (M) BEEFMASTER -M 200132 *HH*

Herd Book	B
Birth date	2020-11-03
Age	4y 11m
Inbreeding	0%
DNA	WSC038419

MULTIPLE SIRES
Wean Mat. -

Parentage	Sire	Dam
DNA		
Genomic		

-M 140019
Age 11y | AFC 37m | ICP 364d
Calves 8 | Weaned 7 | Wean Mat. 111
Avg. WI 106 | CCB - | CCW 45.8
Calvings: 17-10, 18-11, 19-11, 20-11, 21-09, 22-10, 23-10, 24-11

MULTIPLE SIRES
Wean Mat. -

-M 060004
Age 10y | AFC - | ICP 366d
Calves 8 | Weaned 7 | Wean Mat. 97
Avg. WI 106 | Wean Mat. 97

L6129

L.E. MACLEAN
Queenstown, Eastern Cape
0836688952
mac.fordyce@eci.co.za

P.O. BOX 1657,,QUEENSTOWN, 5320

1 CO-USER(S)
USED IN HERD (1)

COW VALUE	115
76	Calving Ease Value
113	Calf Growth Value
120	Milk Value
100	Maintenance Value
96	Fertility Value
GROWTH VALUE	104
CARCASS VALUE	102
PRODUCTION VALUE	110

LOGIX GENETICS CORNETSA — *Genomic* Breeding Value Analysis 2025-07-22

Calf and Mother				Fertility			
Birth Dir.	Birth Mat.	Wean Dir.	Wean Mat.	Scr. Circ.	Heifer Fert.	Cow Fert.	Longev.
67	121	113	120	104	101	99	93
86%	*77%*	*79%*	*77%*	*74%*	*75%*	*74%*	*77%*

Post-Wean Growth			Frame			Carcass		
Post Wean	ADG	FCR	Mature Weight	Height	Length	EMA	Fat	Mar
108	110	111	97	104	98	102	89	106
78%	*74%*	*74%*	*75%*	*74%*	*74%*	*74%*	*74%*	*74%*

Myostatin	
Q204X	Free
NT821	Free
F94L	Free

Birth Weight	205D Weight	365D Weight	540D Weight	ADG Index	FCR Index	Scrotum	LH
42kg	255kg | *100 (48)*	314kg | *101 (51)*	467kg | *96 (51)*	-	-	- *(B2)*	-

SELLER REMARKS:

LOT 2 (M) BEEFMASTER -M 220009

Herd Book	B
Birth date	2022-09-24
Age	3y 1m
Inbreeding	0%
DNA	ZOCA2024-72346

BC 181075 HH
Wean Mat. 52

Parentage	Sire	Dam
DNA	✔	
Genomic		

-M 170070
Age 7y | AFC - | ICP 358d
Calves 5 | Weaned 5 | Wean Mat. 134
Avg. WI 112 | CCB - | CCW 52
Calvings: 20-11, 21-11, 22-09, 23-11, 24-10

X 090138
Wean Mat. 62

MULTIPLE SIRES
X 030053
Age 8y | Avg. WI 97
Calves 4 | Weaned 2

X 110087
Age 7y | AFC 23m | ICP 457d
Calves 5 | Weaned 5 | Wean Mat. 77
Avg. WI 101 | Wean Mat. 77

MULTIPLE SIRES
X 070016
Age 8y | Avg. WI 95
Calves 6 | Weaned 5

L.E. MACLEAN
Queenstown, Eastern Cape
0836688952
mac.fordyce@eci.co.za

P.O. BOX 1657,,QUEENSTOWN, 5320

COW VALUE	107
104	Calving Ease Value
120	Calf Growth Value
89	Milk Value
80	Maintenance Value
110	Fertility Value
GROWTH VALUE	-
CARCASS VALUE	-
PRODUCTION VALUE	-

LOGIX GENETICS CORNETSA — EBV Analysis 2025-07-22

Calf and Mother				Fertility			
Birth Dir.	Birth Mat.	Wean Dir.	Wean Mat.	Scr. Circ.	Heifer Fert.	Cow Fert.	Longev.
105	95	120	89	111	97	113	115
63%	*46%*	*63%*	*48%*	*6%*	*18%*	*8%*	*39%*

Post-Wean Growth			Frame			Carcass		
Post Wean	ADG	FCR	Mature Weight	Height	Length	EMA	Fat	Mar
115	120	-	123	135	128	-	-	-
58%	*6%*		*9%*	*6%*	*6%*			

Myostatin	
Q204X	Not Tested
NT821	Not Tested
F94L	Not Tested

Birth Weight	205D Weight	365D Weight	540D Weight	ADG Index	FCR Index	Scrotum	LH
34kg	262kg | *119 (79)*	346kg | *109 (47)*	512kg | *110 (45)*	-	-	- *(B2)*	-

SELLER REMARKS:

© Compiled by the South African Stud Book and Livestock Improvement Association
All Pedigree- and Performance Data is as recorded on LOGIX on 25 July 2025

LOT 3 (M) BEEFMASTER -M 220096

Kuddeboek	B
Geb. dtm	2022-10-10
Oud.	3j
Inteling	0%
DNS	ZOCA2024-72321

Ouerskap	Vaar	Moer
DNS	✔	
Genomies		

BC 181075 HH
Spn Mat. 52

X 090138
Spn Mat. 62

MULTIPLE SIRES
X 030053
Oud. 8j | Gem. SI 97
Kalwers 4 | Gespeen 2

X 110087
Oud. 7j | OEK 23m | TKP 457d
Kalwers 5 | Gespeen 5 | Spn. Mat. 77
Gem. SI 101 | Spn. Mat. 77

MULTIPLE SIRES
X 070016
Oud. 8j | Gem. SI 95
Kalwers 6 | Gespeen 5

-M 110062
Oud. 13j | OEK - | TKP 359d
Kalwers 4 | Gespeen 4 | Spn. Mat. 109
Gem. SI 99 | KKG - | KKS 49.3
Kalwings: 20-10, 21-10, 22-10, 23-09

L.E. MACLEAN
Queenstown, Eastern Cape
0836688952
mac.fordyce@eci.co.za

P.O. BOX 1657,,QUEENSTOWN, 5320

KOEIWAARDE	96
104	Kalfgemak Waarde
109	Kalfgroei Waarde
81	Melk Waarde
86	Onderhoudswaarde
112	Vrugbaarheidswaarde
GROEI WAARDE	-
KARKAS WAARDE	-
PRODUKSIE WAARDE	-

LOGIX EBV Analise 2025-07-22

Kalf en Moeder				Vrugbaarheid			
Geb. Dir.	Geb. Mat.	Spn. Dir.	Spn. Mat.	Skr. Omtr.	Vers Vrugb.	Koei Vrugb.	Lanklew.
106	91	109	81	98	106	109	116
63%	45%	62%	46%	6%	14%	8%	40%

Na-Speen Groei			Raam			Karkas		
Na-Speen	GDT	VOV	Volw. Gewig	Hoogte	Lengte	OSO	Vet	Mar
104	105	-	115	118	110	-	-	-
60%	6%		6%	6%	6%			

Miostatien	
Q204X	Nie Getoets
NT821	Nie Getoets
F94L	Nie Getoets

Geb. Gewig	205D Gewig	365D Gewig	540D Gewig	GDT Indeks	VOV Indeks	Skrotum	LH
37kg	238kg | *105 (79)*	317kg | *98 (47)*	461kg | *98 (45)*	-	-	- *(B2)*	-

VERKOPER OPMERKINGS:

LOT 4 (M) BEEFMASTER -M 220143 *HH*

Kuddeboek	B
Geb. dtm	2022-10-24
Oud.	2j 12m
Inteling	0%
DNS	WSC038420

Ouerskap	Vaar	Moer
DNS	✔	
Genomies	✔	

BC 181075 HH
Spn Mat. 52

X 090138
Spn Mat. 62

MULTIPLE SIRES
X 030053
Oud. 8j | Gem. SI 97
Kalwers 4 | Gespeen 2

X 110087
Oud. 7j | OEK 23m | TKP 457d
Kalwers 5 | Gespeen 5 | Spn. Mat. 77
Gem. SI 101 | Spn. Mat. 77

MULTIPLE SIRES
X 070016
Oud. 8j | Gem. SI 95
Kalwers 6 | Gespeen 5

-M 150062
Oud. 7j | OEK - | TKP 363d
Kalwers 3 | Gespeen 2 | Spn. Mat. 98
Gem. SI 99 | KKG - | KKS 54.1
Kalwings: 20-10, 21-09, 22-10

L.E. MACLEAN
Queenstown, Eastern Cape
0836688952
mac.fordyce@eci.co.za

P.O. BOX 1657,,QUEENSTOWN, 5320

KOEIWAARDE	104
110	Kalfgemak Waarde
116	Kalfgroei Waarde
78	Melk Waarde
86	Onderhoudswaarde
116	Vrugbaarheidswaarde
GROEI WAARDE	110
KARKAS WAARDE	114
PRODUKSIE WAARDE	102

LOGIX *Genomiese* Teelwaarde Analise 2025-07-22

Kalf en Moeder				Vrugbaarheid			
Geb. Dir.	Geb. Mat.	Spn. Dir.	Spn. Mat.	Skr. Omtr.	Vers Vrugb.	Koei Vrugb.	Lanklew.
110	96	116	78	113	118	105	115
83%	79%	82%	79%	76%	76%	76%	79%

Na-Speen Groei			Raam			Karkas		
Na-Speen	GDT	VOV	Volw. Gewig	Hoogte	Lengte	OSO	Vet	Mar
112	118	115	116	116	114	111	105	114
82%	76%	76%	76%	76%	76%	76%	76%	76%

Miostatien	
Q204X	Skoon
NT821	Skoon
F94L	Skoon

Geb. Gewig	205D Gewig	365D Gewig	540D Gewig	GDT Indeks	VOV Indeks	Skrotum	LH
37kg	226kg | *99 (79)*	325kg | *100 (47)*	470kg | *99 (45)*	-	-	- *(B2)*	-

VERKOPER OPMERKINGS:

© Compiled by the South African Stud Book and Livestock Improvement Association
All Pedigree- and Performance Data is as recorded on LOGIX on 25 July 2025

LOT 5 (M) BEEFMASTER -M 220092 *PcH*

Herd Book	B
Birth date	2022-10-13
Age	3y
Inbreeding	0%
DNA	ZOCA2024-72319

-M 190040
Wean Mat. 104

Parentage	Sire	Dam
DNA	✔	
Genomic		

MULTIPLE SIRES
Wean Mat. -

-M 050009
Age 15y | AFC - | ICP 366d
Calves 12 | Weaned 11 | Wean Mat. 111
Avg. WI 106 | Wean Mat. 111

MULTIPLE SIRES

-M 150063
Age 9y | AFC - | ICP 366d
Calves 5 | Weaned 5 | Wean Mat. 97
Avg. WI 101 | CCB - | CCW 49.6

Calvings: 20-10, 21-10, 22-10, 23-10, 24-10

L.E. MACLEAN
Queenstown, Eastern Cape
0836688952
mac.fordyce@eci.co.za

P.O. BOX 1657,,QUEENSTOWN, 5320

COW VALUE	101
103	Calving Ease Value
103	Calf Growth Value
96	Milk Value
98	Maintenance Value
105	Fertility Value
GROWTH VALUE	104
CARCASS VALUE	103
PRODUCTION VALUE	97

LOGIX GENETICS GENETICA — *Genomic* Breeding Value Analysis 2025-07-22

Calf and Mother				Fertility			
Birth Dir.	Birth Mat.	Wean Dir.	Wean Mat.	Scr. Circ.	Heifer Fert.	Cow Fert.	Longev.
99	117	103	96	110	109	99	104
80%	*77%*	*80%*	*77%*	*74%*	*75%*	*74%*	*77%*

Post-Wean Growth			Frame			Carcass		
Post Wean	ADG	FCR	Mature Weight	Height	Length	EMA	Fat	Mar
96	108	104	100	108	102	101	114	111
79%	*74%*	*74%*	*75%*	*74%*	*74%*	*74%*	*74%*	*74%*

Myostatin	
Q204X	Free
NT821	Free
F94L	Free

Birth Weight	205D Weight	365D Weight	540D Weight	ADG Index	FCR Index	Scrotum	LH
36kg	241kg | *107 (79)*	305kg | *94 (47)*	444kg | *94 (45)*	-	-	- *(B2)*	-

SELLER REMARKS:

LOT 6 (M) BEEFMASTER -M 220078

Herd Book	B
Birth date	2022-10-07
Age	3y
Inbreeding	0%
DNA	ZOCA2024-72318

-M 190040
Wean Mat. 104

Parentage	Sire	Dam
DNA	✔	
Genomic		

MULTIPLE SIRES
Wean Mat. -

-M 050009
Age 15y | AFC - | ICP 366d
Calves 12 | Weaned 11 | Wean Mat. 111
Avg. WI 106 | Wean Mat. 111

MULTIPLE SIRES

-M 180069
Age 4y | AFC - | ICP 354d
Calves 2 | Weaned 2 | Wean Mat. 105
Avg. WI 104 | CCB - | CCW 54.5

Calvings: 21-10, 22-10

L.E. MACLEAN
Queenstown, Eastern Cape
0836688952
mac.fordyce@eci.co.za

P.O. BOX 1657,,QUEENSTOWN, 5320

COW VALUE	90
98	Calving Ease Value
100	Calf Growth Value
102	Milk Value
90	Maintenance Value
94	Fertility Value
GROWTH VALUE	-
CARCASS VALUE	-
PRODUCTION VALUE	-

LOGIX GENETICS GENETICA — EBV Analysis 2025-07-22

Calf and Mother				Fertility			
Birth Dir.	Birth Mat.	Wean Dir.	Wean Mat.	Scr. Circ.	Heifer Fert.	Cow Fert.	Longev.
98	102	100	102	-	94	97	98
57%	*33%*	*55%*	*36%*		*12%*	*5%*	*35%*

Post-Wean Growth			Frame			Carcass		
Post Wean	ADG	FCR	Mature Weight	Height	Length	EMA	Fat	Mar
96	-	-	108	-	-	-	-	-
52%			*12%*					

Myostatin	
Q204X	Not Tested
NT821	Not Tested
F94L	Not Tested

Birth Weight	205D Weight	365D Weight	540D Weight	ADG Index	FCR Index	Scrotum	LH
36kg	254kg | *114 (79)*	318kg | *101 (47)*	461kg | *100 (45)*	-	-	- *(B2)*	-

SELLER REMARKS:

© Compiled by the South African Stud Book and Livestock Improvement Association
All Pedigree- and Performance Data is as recorded on LOGIX on 25 July 2025

LOT 7 (M) BEEFMASTER -M 220098

Kuddeboek	B
Geb. dtm	2022-10-10
Oud.	3j
Inteling	0%
DNS	ZOCA2024-72322

BC 181075 HH
Spn Mat. 52

Ouerskap	Vaar	Moer
DNS	✔	
Genomies		

X 090138
Spn Mat. 62

MULTIPLE SIRES
X 030053
Oud. 8j | Gem. SI 97
Kalwers 4 | Gespeen 2

X 110087
Oud. 7j | OEK 23m | TKP 457d
Kalwers 5 | Gespeen 5 | Spn. Mat. 77
Gem. SI 101 | Spn. Mat. 77

MULTIPLE SIRES
X 070016
Oud. 8j | Gem. SI 95
Kalwers 6 | Gespeen 5

-M 170069
Oud. 7j | OEK - | TKP 364d
Kalwers 5 | Gespeen 5 | Spn. Mat. 123
Gem. SI 107 | KKG - | KKS 52.2
Kalwings: 20-10, 21-10, 22-10, 23-10, 24-10

L.E. MACLEAN
Queenstown, Eastern Cape
0836688952
mac.fordyce@eci.co.za

P.O. BOX 1657,,QUEENSTOWN, 5320

KOEIWAARDE	106
95	Kalfgemak Waarde
124	Kalfgroei Waarde
85	Melk Waarde
79	Onderhoudswaarde
111	Vrugbaarheidswaarde
GROEI WAARDE	-
KARKAS WAARDE	-
PRODUKSIE WAARDE	-

LOGIX GENETICS GENETICA — EBV Analise 2025-07-22

Kalf en Moeder				Vrugbaarheid			
Geb. Dir.	Geb. Mat.	Spn. Dir.	Spn. Mat.	Skr. Omtr.	Vers Vrugb.	Koei Vrugb.	Lanklew.
98	91	124	85	109	100	113	114
63%	46%	63%	47%	6%	14%	8%	39%

Na-Speen Groei			Raam			Karkas		
Na-Speen	GDT	VOV	Volw. Gewig	Hoogte	Lengte	OSO	Vet	Mar
120	117	-	125	132	125	-	-	-
58%	6%		6%	6%	6%			

Miostatien	
Q204X	Nie Getoets
NT821	Nie Getoets
F94L	Nie Getoets

Geb. Gewig	205D Gewig	365D Gewig	540D Gewig	GDT Indeks	VOV Indeks	Skrotum	LH
38kg	268kg | *120 (79)*	372kg | *116 (47)*	536kg | *114 (45)*	-	-	- *(B2)*	-

VERKOPER OPMERKINGS:

LOT 8 (M) BEEFMASTER -M 220056

Kuddeboek	C
Geb. dtm	2022-09-30
Oud.	3j
Inteling	0%
DNS	ZOCA2024-72347

BC 181075 HH
Spn Mat. 52

Ouerskap	Vaar	Moer
DNS	✔	
Genomies		

X 090138
Spn Mat. 62

MULTIPLE SIRES
X 030053
Oud. 8j | Gem. SI 97
Kalwers 4 | Gespeen 2

X 110087
Oud. 7j | OEK 23m | TKP 457d
Kalwers 5 | Gespeen 5 | Spn. Mat. 77
Gem. SI 101 | Spn. Mat. 77

MULTIPLE SIRES
X 070016
Oud. 8j | Gem. SI 95
Kalwers 6 | Gespeen 5

-M 160028
Oud. 9j | OEK 37m | TKP 361d
Kalwers 6 | Gespeen 6 | Spn. Mat. 110
Gem. SI 101 | KKG - | KKS 49.4
Kalwings: 19-10, 20-10, 21-11, 22-09, 23-09, 24-10

MULTIPLE SIRES
Spn Mat. -

-M 090031
Oud. 11j | OEK 34m | TKP 373d
Kalwers 8 | Gespeen 7 | Spn. Mat. 105
Gem. SI 97 | Spn. Mat. 105

MULTIPLE SIRES
-M 050009
Oud. 15j | Gem. SI 106
Kalwers 12 | Gespeen 11

L.E. MACLEAN
Queenstown, Eastern Cape
0836688952
mac.fordyce@eci.co.za

P.O. BOX 1657,,QUEENSTOWN, 5320

KOEIWAARDE	91
106	Kalfgemak Waarde
108	Kalfgroei Waarde
81	Melk Waarde
85	Onderhoudswaarde
106	Vrugbaarheidswaarde
GROEI WAARDE	-
KARKAS WAARDE	-
PRODUKSIE WAARDE	-

LOGIX GENETICS GENETICA — EBV Analise 2025-07-22

Kalf en Moeder				Vrugbaarheid			
Geb. Dir.	Geb. Mat.	Spn. Dir.	Spn. Mat.	Skr. Omtr.	Vers Vrugb.	Koei Vrugb.	Lanklew.
107	93	108	81	98	98	111	107
66%	48%	66%	50%	6%	30%	13%	42%

Na-Speen Groei			Raam			Karkas		
Na-Speen	GDT	VOV	Volw. Gewig	Hoogte	Lengte	OSO	Vet	Mar
103	106	-	117	115	111	-	-	-
62%	6%		16%	6%	6%			

Miostatien	
Q204X	Nie Getoets
NT821	Nie Getoets
F94L	Nie Getoets

Geb. Gewig	205D Gewig	365D Gewig	540D Gewig	GDT Indeks	VOV Indeks	Skrotum	LH
36kg	238kg | *106 (79)*	311kg | *96 (47)*	452kg | *95 (45)*	-	-	- *(B2)*	-

VERKOPER OPMERKINGS:

© Compiled by the South African Stud Book and Livestock Improvement Association
All Pedigree- and Performance Data is as recorded on LOGIX on 25 July 2025

LOT 9 (M) BEEFMASTER -M 220165

Herd Book	B
Birth date	2022-11-06
Age	2y 11m
Inbreeding	0%
DNA	ZOCA2024-72313

-M 190040
Wean Mat. 104

Parentage	Sire	Dam
DNA	✔	
Genomic		

MULTIPLE SIRES
Wean Mat. -

-M 050009
Age 15y | AFC - | ICP 366d
Calves 12 | Weaned 11 | Wean Mat. 111
Avg. WI 106 | Wean Mat. 111

MULTIPLE SIRES

-M 160068
Age 8y | AFC - | ICP 368d
Calves 5 | Weaned 5 | Wean Mat. 108
Avg. WI 103 | CCB - | CCW 49
Calvings: 20-10, 21-10, 22-11, 23-11, 24-10

L.E. MACLEAN
Queenstown, Eastern Cape
0836688952
mac.fordyce@eci.co.za

P.O. BOX 1657,,QUEENSTOWN, 5320

COW VALUE	94
103	Calving Ease Value
93	Calf Growth Value
107	Milk Value
97	Maintenance Value
98	Fertility Value
GROWTH VALUE	-
CARCASS VALUE	-
PRODUCTION VALUE	-

LOGIX GENETICS | GENETIKA EBV Analysis 2025-07-22

Calf and Mother				Fertility			
Birth Dir.	Birth Mat.	Wean Dir.	Wean Mat.	Scr. Circ.	Heifer Fert.	Cow Fert.	Longev.
103	98	93	107	-	98	94	104
58%	*39%*	*58%*	*42%*		*16%*	*5%*	*35%*

Post-Wean Growth			Frame			Carcass		
Post Wean	ADG	FCR	Mature Weight	Height	Length	EMA	Fat	Mar
91	-	-	101	-	-	-	-	-
52%			*16%*					

Myostatin	
Q204X	Not Tested
NT821	Not Tested
F94L	Not Tested

Birth Weight	205D Weight	365D Weight	540D Weight	ADG Index	FCR Index	Scrotum	LH
36kg	225kg | *99 (79)*	310kg | *95 (47)*	461kg | *97 (45)*	-	-	- *(B2)*	-

SELLER REMARKS:

LOT 10 (M) BEEFMASTER -M 220054

Herd Book	B
Birth date	2022-09-30
Age	3y
Inbreeding	0%
DNA	ZOCA2024-72315

BC 181075 HH
Wean Mat. 52

Parentage	Sire	Dam
DNA	✔	
Genomic		

X 090138
Wean Mat. 62

MULTIPLE SIRES
X 030053
Age 8y | Avg. WI 97
Calves 4 | Weaned 2

X 110087
Age 7y | AFC 23m | ICP 457d
Calves 5 | Weaned 5 | Wean Mat. 77
Avg. WI 101 | Wean Mat. 77

MULTIPLE SIRES
X 070016
Age 8y | Avg. WI 95
Calves 6 | Weaned 5

-M 160027
Age 7y | AFC - | ICP 357d
Calves 4 | Weaned 4 | Wean Mat. 115
Avg. WI 104 | CCB - | CCW 57.1
Calvings: 20-10, 21-09, 22-09, 23-10

MULTIPLE SIRES
Wean Mat. -

-M 110012
Age 11y | AFC 35m | ICP 369d
Calves 8 | Weaned 7 | Wean Mat. 80
Avg. WI 89 | Wean Mat. 80

MULTIPLE SIRES
-M 080034
Age 16y | Avg. WI 97
Calves 13 | Weaned 10

L.E. MACLEAN
Queenstown, Eastern Cape
0836688952
mac.fordyce@eci.co.za

P.O. BOX 1657,,QUEENSTOWN, 5320

COW VALUE	99
96	Calving Ease Value
114	Calf Growth Value
83	Milk Value
87	Maintenance Value
112	Fertility Value
GROWTH VALUE	-
CARCASS VALUE	-
PRODUCTION VALUE	-

LOGIX GENETICS | GENETIKA EBV Analysis 2025-07-22

Calf and Mother				Fertility			
Birth Dir.	Birth Mat.	Wean Dir.	Wean Mat.	Scr. Circ.	Heifer Fert.	Cow Fert.	Longev.
97	94	114	83	98	105	112	112
66%	*47%*	*65%*	*48%*	*7%*	*19%*	*11%*	*42%*

Post-Wean Growth			Frame			Carcass		
Post Wean	ADG	FCR	Mature Weight	Height	Length	EMA	Fat	Mar
107	106	-	114	117	112	-	-	-
62%	*6%*		*10%*	*7%*	*7%*			

Myostatin	
Q204X	Not Tested
NT821	Not Tested
F94L	Not Tested

Birth Weight	205D Weight	365D Weight	540D Weight	ADG Index	FCR Index	Scrotum	LH
38kg	251kg | *111 (79)*	336kg | *104 (47)*	470kg | *99 (45)*	-	-	- *(B2)*	-

SELLER REMARKS:

© Compiled by the South African Stud Book and Livestock Improvement Association
All Pedigree- and Performance Data is as recorded on LOGIX on 25 July 2025

LOT 11 (M) BEEFMASTER -M 220041

Kuddeboek	B
Geb. dtm	2022-10-02
Oud.	3j
Inteling	0%
DNS	ZOCA2024-72314

Ouderskap	Vaar	Moer
DNS	✔	
Genomies		

-M 190020
Spn Mat. 91

MULTIPLE SIRES
Spn Mat. -

-M 160044
Oud. 9j | OEK 36m | TKP 367d
Kalwers 6 | Gespeen 5 | Spn. Mat. 87
Gem. SI 101 | Spn. Mat. 87

MULTIPLE SIRES

-M 060004
Oud. 10j | Gem. SI 106
Kalwers 8 | Gespeen 7

-M 150069
Oud. 9j | OEK - | TKP 366d
Kalwers 5 | Gespeen 5 | Spn. Mat. 112
Gem. SI 99 | KKG - | KKS 49.8
Kalwings: 20-10, 21-09, 22-10, 23-10, 24-10

L.E. MACLEAN
Queenstown, Eastern Cape
0836688952
mac.fordyce@eci.co.za

P.O. BOX 1657,,QUEENSTOWN, 5320

KOEIWAARDE	87
131	Kalfgemak Waarde
82	Kalfgroei Waarde
102	Melk Waarde
94	Onderhoudswaarde
100	Vrugbaarheidswaarde
GROEI WAARDE	-
KARKAS WAARDE	-
PRODUKSIE WAARDE	-

LOGIX GENETICS | GENETICA — EBV Analise 2025-07-22

Kalf en Moeder				Vrugbaarheid			
Geb. Dir.	Geb. Mat.	Spn. Dir.	Spn. Mat.	Skr. Omtr.	Vers Vrugb.	Koei Vrugb.	Lanklew.
126	108	82	102	-	97	97	106
58%	38%	58%	41%		17%	8%	34%

Na-Speen Groei			Raam			Karkas		
Na-Speen	GDT	VOV	Volw. Gewig	Hoogte	Lengte	OSO	Vet	Mar
81	-	-	104	-	-	-	-	-
54%			15%					

Geb. Gewig	205D Gewig	365D Gewig	540D Gewig	GDT Indeks	VOV Indeks	Skrotum	LH
31kg	214kg | *96 (79)*	305kg | *95 (47)*	428kg | *91 (45)*	-	-	- *(B2)*	-

Miostatien	
Q204X	Nie Getoets
NT821	Nie Getoets
F94L	Nie Getoets

VERKOPER OPMERKINGS:

LOT 13 (M) BEEFMASTER -M 230002

Kuddeboek	C
Geb. dtm	2023-09-14
Oud.	2j 1m
Inteling	0%
DNS	ZOCA2025-92314

Ouderskap	Vaar	Moer
DNS	✔	
Genomies		

BC 181075 HH
Spn Mat. 52

X 090138
Spn Mat. 62

MULTIPLE SIRES

X 030053
Oud. 8j | Gem. SI 97
Kalwers 4 | Gespeen 2

X 110087
Oud. 7j | OEK 23m | TKP 457d
Kalwers 5 | Gespeen 5 | Spn. Mat. 77
Gem. SI 101 | Spn. Mat. 77

MULTIPLE SIRES

X 070016
Oud. 8j | Gem. SI 95
Kalwers 6 | Gespeen 5

-M 180019
Oud. 7j | OEK 36m | TKP 362d
Kalwers 4 | Gespeen 4 | Spn. Mat. 121
Gem. SI 106 | KKG - | KKS 52.7
Kalwings: 21-09, 22-09, 23-09, 24-09

MULTIPLE SIRES
Spn Mat. -

-M 130017
Oud. 12j | OEK 35m | TKP 367d
Kalwers 9 | Gespeen 8 | Spn. Mat. 81
Gem. SI 92 | Spn. Mat. 81

MULTIPLE SIRES

-M 060016
Oud. 11j | Gem. SI 97
Kalwers 9 | Gespeen 7

L.E. MACLEAN
Queenstown, Eastern Cape
0836688952
mac.fordyce@eci.co.za

P.O. BOX 1657,,QUEENSTOWN, 5320

KOEIWAARDE	96
98	Kalfgemak Waarde
105	Kalfgroei Waarde
106	Melk Waarde
95	Onderhoudswaarde
89	Vrugbaarheidswaarde
GROEI WAARDE	-
KARKAS WAARDE	-
PRODUKSIE WAARDE	-

LOGIX GENETICS | GENETICA — EBV Analise 2025-07-22

Kalf en Moeder				Vrugbaarheid			
Geb. Dir.	Geb. Mat.	Spn. Dir.	Spn. Mat.	Skr. Omtr.	Vers Vrugb.	Koei Vrugb.	Lanklew.
98	99	105	106	-	91	101	86
54%	33%	54%	36%		25%	12%	28%

Na-Speen Groei			Raam			Karkas		
Na-Speen	GDT	VOV	Volw. Gewig	Hoogte	Lengte	OSO	Vet	Mar
111	-	-	103	-	-	-	-	-
48%			32%					

Geb. Gewig	205D Gewig	365D Gewig	540D Gewig	GDT Indeks	VOV Indeks	Skrotum	LH
35kg	239kg | *112 (11)*	357kg | *114 (46)*	557kg | *112 (46)*	-	-	- *(B2)*	-

Miostatien	
Q204X	Nie Getoets
NT821	Nie Getoets
F94L	Nie Getoets

VERKOPER OPMERKINGS:

© Compiled by the South African Stud Book and Livestock Improvement Association
All Pedigree- and Performance Data is as recorded on LOGIX on 25 July 2025

LOT 14 (M) BEEFMASTER -M 230026

Herd Book	B
Birth date	2023-09-27
Age	2y 1m
Inbreeding	0%
DNA	ZOCA2025-92321

Parentage	Sire	Dam
DNA	✔	
Genomic		

- BC 191020 HH — Wean Mat. 102
  - BA 150135 HH — Wean Mat. 113
    - BA 100010
    - BA 100308 — Age 6y | Avg. WI 106 | Calves 4 | Weaned 3
  - X 070048 — Age 16y | AFC 37m | ICP 363d | Calves 11 | Weaned 11 | Wean Mat. 88 | Avg. WI 100 | Wean Mat. 88
    - MULTIPLE SIRES
    - X 040038 — Age 13y | Avg. WI 91 | Calves 8 | Weaned 7
- -M 200128 — Age 4y | AFC - | ICP 426d | Calves 2 | Weaned 2 | Wean Mat. 104 | Avg. WI 106 | CCB - | CCW 48.6 | Calvings: 23-09, 24-11
  - MULTIPLE SIRES — Wean Mat. -
  - -M 150072 — Age 8y | AFC - | ICP 359d | Calves 4 | Weaned 3 | Wean Mat. 95 | Avg. WI 96 | Wean Mat. 95

L.E. MACLEAN
Queenstown, Eastern Cape
0836688952
mac.fordyce@eci.co.za
P.O. BOX 1657,,QUEENSTOWN, 5320

COW VALUE	103
106	Calving Ease Value
113	Calf Growth Value
81	Milk Value
96	Maintenance Value
110	Fertility Value
GROWTH VALUE	-
CARCASS VALUE	-
PRODUCTION VALUE	-

LOGIX GENETICS | GENETICA — EBV Analysis 2025-07-22

Calf and Mother				Fertility			
Birth Dir.	Birth Mat.	Wean Dir.	Wean Mat.	Scr. Circ.	Heifer Fert.	Cow Fert.	Longev.
105	99	113	81	93	104	105	115
64%	43%	61%	43%	6%	15%	8%	38%

Post-Wean Growth			Frame			Carcass		
Post Wean	ADG	FCR	Mature Weight	Height	Length	EMA	Fat	Mar
112	99	-	103	110	104	-	-	-
58%	6%		23%	6%	6%			

Myostatin	
Q204X	Not Tested
NT821	Not Tested
F94L	Not Tested

Birth Weight	205D Weight	365D Weight	540D Weight	ADG Index	FCR Index	Scrotum	LH
34kg	207kg | *95 (11)*	288kg | *95 (46)*	483kg | *99 (46)*	-	-	- *(B2)*	-

SELLER REMARKS:

LOT 15 (M) BEEFMASTER -M 230020

Herd Book	B
Birth date	2023-09-28
Age	2y 1m
Inbreeding	0%
DNA	ZOCA2025-92318

Parentage	Sire	Dam
DNA		
Genomic		

- MULTIPLE SIRES — Wean Mat. -
- -M 170012 — Age 8y | AFC 36m | ICP 365d | Calves 5 | Weaned 5 | Wean Mat. 139 | Avg. WI 105 | CCB - | CCW 48.6 | Calvings: 20-10, 21-10, 22-09, 23-09, 24-10
  - MULTIPLE SIRES — Wean Mat. -
  - -M 130036 — Age 4y | AFC 35m | ICP 382d | Calves 2 | Weaned 2 | Wean Mat. 114 | Avg. WI 105 | Wean Mat. 114
    - MULTIPLE SIRES
    - -M 020047 — Age 12y | Avg. WI 102 | Calves 8 | Weaned 7

L.E. MACLEAN
Queenstown, Eastern Cape
0836688952
mac.fordyce@eci.co.za
P.O. BOX 1657,,QUEENSTOWN, 5320

COW VALUE	90
90	Calving Ease Value
99	Calf Growth Value
117	Milk Value
92	Maintenance Value
84	Fertility Value
GROWTH VALUE	-
CARCASS VALUE	-
PRODUCTION VALUE	-

LOGIX GENETICS | GENETICA — EBV Analysis 2025-07-22

Calf and Mother				Fertility			
Birth Dir.	Birth Mat.	Wean Dir.	Wean Mat.	Scr. Circ.	Heifer Fert.	Cow Fert.	Longev.
92	95	99	117	-	87	99	81
55%	33%	54%	37%		24%	13%	30%

Post-Wean Growth			Frame			Carcass		
Post Wean	ADG	FCR	Mature Weight	Height	Length	EMA	Fat	Mar
102	-	-	106	-	-	-	-	-
49%			22%					

Myostatin	
Q204X	Not Tested
NT821	Not Tested
F94L	Not Tested

Birth Weight	205D Weight	365D Weight	540D Weight	ADG Index	FCR Index	Scrotum	LH
36kg	253kg | *119 (11)*	356kg | *113 (46)*	503kg | *100 (46)*	-	-	- *(B2)*	-

SELLER REMARKS:

© Compiled by the South African Stud Book and Livestock Improvement Association
All Pedigree- and Performance Data is as recorded on LOGIX on 25 July 2025

LOT 16 (M) BEEFMASTER -M 230037

Kuddeboek	B
Geb. dtm	2023-10-08
Oud.	2j
Inteling	0%
DNS	ZOCA2025-92324

Ouerskap	Vaar	Moer
DNS	✔	
Genomies		

- PB 180128 (Spn Mat. 64)
  - PB 160047 PcH (Spn Mat. 46)
    - AL 130633
    - PB 130066 — Oud. 12j | Gem. SI 103 | Kalwers 9 | Gespeen 7
  - PB 150201 — Oud. 10j | OEK - | TKP 367d | Kalwers 7 | Gespeen 5 | Spn. Mat. 85 | Gem. SI 98 | Spn. Mat. 85
- -M 150066 — Oud. 9j | OEK - | TKP 362d | Kalwers 5 | Gespeen 5 | Spn. Mat. 114 | Gem. SI 99 | KKG - | KKS 48.6
  - Kalwings: 20-10, 21-10, 22-10, 23-10, 24-09

L.E. MACLEAN
Queenstown, Eastern Cape
0836688952
mac.fordyce@eci.co.za
P.O. BOX 1657,,QUEENSTOWN, 5320

KOEIWAARDE	102
99	Kalfgemak Waarde
115	Kalfgroei Waarde
84	Melk Waarde
86	Onderhoudswaarde
112	Vrugbaarheidswaarde
GROEI WAARDE	-
KARKAS WAARDE	-
PRODUKSIE WAARDE	-

LOGIX GENETICS | GENETICA — EBV Analise 2025-07-22

Kalf en Moeder				Vrugbaarheid			
Geb. Dir.	Geb. Mat.	Spn. Dir.	Spn. Mat.	Skr. Omtr.	Vers Vrugb.	Koei Vrugb.	Lanklew.
101	90	115	84	99	105	109	116
63%	46%	63%	47%	6%	14%	8%	40%

Na-Speen Groei			Raam			Karkas		
Na-Speen	GDT	VOV	Volw. Gewig	Hoogte	Lengte	OSO	Vet	Mar
114	106	-	115	119	111	-	-	-
59%	6%		6%	6%	6%			

Miostatien	
Q204X	Nie Getoets
NT821	Nie Getoets
F94L	Nie Getoets

Geb. Gewig	205D Gewig	365D Gewig	540D Gewig	GDT Indeks	VOV Indeks	Skrotum	LH
38kg	230kg | *107 (32)*	326kg | *102 (46)*	488kg | *96 (46)*	-	-	- *(B2)*	-

VERKOPER OPMERKINGS:

LOT 18 (M) BEEFMASTER -M 230110

Kuddeboek	C
Geb. dtm	2023-10-21
Oud.	1j 12m
Inteling	0%
DNS	ZOCA2025-92338

Ouerskap	Vaar	Moer
DNS	✔	
Genomies		

- BC 191020 HH (Spn Mat. 102)
  - BA 150135 HH (Spn Mat. 113)
    - BA 100010
    - BA 100308 — Oud. 6j | Gem. SI 106 | Kalwers 4 | Gespeen 3
  - X 070048 — Oud. 16j | OEK 37m | TKP 363d | Kalwers 11 | Gespeen 11 | Spn. Mat. 88 | Gem. SI 100 | Spn. Mat. 88
    - MULTIPLE SIRES
    - X 040038 — Oud. 13j | Gem. SI 91 | Kalwers 8 | Gespeen 7
- -M 200161 — Oud. 3j | OEK 36m | TKP - | Kalwers 1 | Gespeen 1 | Spn. Mat. 111 | Gem. SI 106 | KKG - | KKS 43.6
  - Kalwings: 23-10
  - MULTIPLE SIRES (Spn Mat. -)
  - -M 090066 — Oud. 13j | OEK - | TKP - | Kalwers 1 | Gespeen 1 | Spn. Mat. 99 | Gem. SI 93 | Spn. Mat. 99

L.E. MACLEAN
Queenstown, Eastern Cape
0836688952
mac.fordyce@eci.co.za
P.O. BOX 1657,,QUEENSTOWN, 5320

KOEIWAARDE	-
97	Kalfgemak Waarde
100	Kalfgroei Waarde
108	Melk Waarde
105	Onderhoudswaarde
-	Vrugbaarheidswaarde
GROEI WAARDE	-
KARKAS WAARDE	-
PRODUKSIE WAARDE	-

LOGIX GENETICS | GENETICA — EBV Analise 2025-07-22

Kalf en Moeder				Vrugbaarheid			
Geb. Dir.	Geb. Mat.	Spn. Dir.	Spn. Mat.	Skr. Omtr.	Vers Vrugb.	Koei Vrugb.	Lanklew.
99	93	100	108	-	78	-	83
52%	23%	50%	24%		23%		26%

Na-Speen Groei			Raam			Karkas		
Na-Speen	GDT	VOV	Volw. Gewig	Hoogte	Lengte	OSO	Vet	Mar
107	-	-	94	-	-	-	-	-
46%			31%					

Miostatien	
Q204X	Nie Getoets
NT821	Nie Getoets
F94L	Nie Getoets

Geb. Gewig	205D Gewig	365D Gewig	540D Gewig	GDT Indeks	VOV Indeks	Skrotum	LH
36kg	229kg | *106 (23)*	313kg | *103 (46)*	509kg | *105 (46)*	-	-	- *(B2)*	-

VERKOPER OPMERKINGS:

© Compiled by the South African Stud Book and Livestock Improvement Association
All Pedigree- and Performance Data is as recorded on LOGIX on 25 July 2025

LOT 20 (M) BEEFMASTER -M 230106

Herd Book	C
Birth date	2023-10-15
Age	2y
Inbreeding	0%
DNA	ZOCA2025-92336

Parentage Sire Dam
DNA ✔
Genomic

- BC 191020 HH — Wean Mat. 102
  - BA 150135 HH — Wean Mat. 113
    - BA 100010
    - BA 100308 — Age 6y | Avg. WI 106 — Calves 4 | Weaned 3
  - X 070048 — Age 16y | AFC 37m | ICP 363d — Calves 11 | Weaned 11 | Wean Mat. 88 — Avg. WI 100 | Wean Mat. 88
    - MULTIPLE SIRES
    - X 040038 — Age 13y | Avg. WI 91 — Calves 8 | Weaned 7
- -M 200129 — Age 3y | AFC 35m | ICP - — Calves 1 | Weaned 1 | Wean Mat. 133 — Avg. WI 104 | CCB - | CCW 51.6 — Calvings: 23-10
  - MULTIPLE SIRES — Wean Mat. -
  - -M 170070 — Age 7y | AFC - | ICP 358d — Calves 5 | Weaned 5 | Wean Mat. 134 — Avg. WI 112 | Wean Mat. 134

L.E. MACLEAN
Queenstown, Eastern Cape
0836688952
mac.fordyce@eci.co.za
P.O. BOX 1657,,QUEENSTOWN, 5320

COW VALUE	-
99	Calving Ease Value
86	Calf Growth Value
120	Milk Value
117	Maintenance Value
-	Fertility Value
GROWTH VALUE	-
CARCASS VALUE	-
PRODUCTION VALUE	-

LOGIX GENETICS - GENETICA EBV Analysis 2025-07-22

Calf and Mother				Fertility			
Birth Dir.	Birth Mat.	Wean Dir.	Wean Mat.	Scr. Circ.	Heifer Fert.	Cow Fert.	Longev.
100	96	86	120	-	81	-	82
52%	25%	51%	27%		23%		25%

Post-Wean Growth			Frame			Carcass		
Post Wean	ADG	FCR	Mature Weight	Height	Length	EMA	Fat	Mar
91	-	-	84	-	-	-	-	-
46%			31%					

Myostatin	
Q204X	Not Tested
NT821	Not Tested
F94L	Not Tested

Birth Weight	205D Weight	365D Weight	540D Weight	ADG Index	FCR Index	Scrotum	LH
35kg	224kg | *104 (23)*	307kg | *101 (46)*	466kg | *96 (46)*	-	-	- *(B2)*	-

SELLER REMARKS:

LOT 21 (M) BEEFMASTER -M 230042

Herd Book	B
Birth date	2023-10-05
Age	2y
Inbreeding	0%
DNA	ZOCA2025-92325

Parentage Sire Dam
DNA ✔
Genomic

- PB 180128 — Wean Mat. 64
  - PB 160047 PcH — Wean Mat. 46
    - AL 130633
    - PB 130066 — Age 12y | Avg. WI 103 — Calves 9 | Weaned 7
  - PB 150201 — Age 10y | AFC - | ICP 367d — Calves 7 | Weaned 5 | Wean Mat. 85 — Avg. WI 98 | Wean Mat. 85
- -M 180036 — Age 5y | AFC - | ICP 365d — Calves 3 | Weaned 3 | Wean Mat. 122 — Avg. WI 107 | CCB - | CCW 55.5 — Calvings: 21-10, 22-10, 23-10

L.E. MACLEAN
Queenstown, Eastern Cape
0836688952
mac.fordyce@eci.co.za
P.O. BOX 1657,,QUEENSTOWN, 5320

COW VALUE	103
104	Calving Ease Value
115	Calf Growth Value
87	Milk Value
84	Maintenance Value
111	Fertility Value
GROWTH VALUE	-
CARCASS VALUE	-
PRODUCTION VALUE	-

LOGIX GENETICS - GENETICA EBV Analysis 2025-07-22

Calf and Mother				Fertility			
Birth Dir.	Birth Mat.	Wean Dir.	Wean Mat.	Scr. Circ.	Heifer Fert.	Cow Fert.	Longev.
104	98	115	87	102	104	110	112
62%	43%	61%	44%	6%	14%	8%	39%

Post-Wean Growth			Frame			Carcass		
Post Wean	ADG	FCR	Mature Weight	Height	Length	EMA	Fat	Mar
114	109	-	118	122	115	-	-	-
58%	6%		6%	6%	6%			

Myostatin	
Q204X	Not Tested
NT821	Not Tested
F94L	Not Tested

Birth Weight	205D Weight	365D Weight	540D Weight	ADG Index	FCR Index	Scrotum	LH
36kg	233kg | *110 (32)*	324kg | *102 (46)*	486kg | *96 (46)*	-	-	- *(B2)*	-

SELLER REMARKS:

© Compiled by the South African Stud Book and Livestock Improvement Association
All Pedigree- and Performance Data is as recorded on LOGIX on 25 July 2025

LOT 22 (M) BEEFMASTER -M 230053

Kuddeboek	C
Geb. dtm	2023-10-04
Oud.	2j
Inteling	0%
DNS	ZOCA2025-92330

Ouerskap	Vaar	Moer
DNS	✔	
Genomies		

- BC 191020 HH, Spn Mat. 102
  - BA 150135 HH, Spn Mat. 113
    - BA 100010
    - BA 100308, Oud. 6j | Gem. SI 106, Kalwers 4 | Gespeen 3
  - X 070048, Oud. 16j | OEK 37m | TKP 363d, Kalwers 11 | Gespeen 11 | Spn. Mat. 88, Gem. SI 100 | Spn. Mat. 88
    - MULTIPLE SIRES
    - X 040038, Oud. 13j | Gem. SI 91, Kalwers 8 | Gespeen 7
- -M 200101, Oud. 4j | OEK 35m | TKP 385d, Kalwers 2 | Gespeen 2 | Spn. Mat. 128, Gem. SI 110 | KKG - | KKS 47.5, Kalwings: 23-10, 24-10
  - MULTIPLE SIRES, Spn Mat. -
  - -M 140060, Oud. 10j | OEK - | TKP 362d, Kalwers 5 | Gespeen 5 | Spn. Mat. 110, Gem. SI 99 | Spn. Mat. 110
    - MULTIPLE SIRES
    - -M 060024, Oud. 8j | Gem. SI 99, Kalwers 6 | Gespeen 5

L.E. MACLEAN
Queenstown, Eastern Cape
0836688952
mac.fordyce@eci.co.za
P.O. BOX 1657,,QUEENSTOWN, 5320

KOEIWAARDE	90
91	Kalfgemak Waarde
89	Kalfgroei Waarde
117	Melk Waarde
108	Onderhoudswaarde
84	Vrugbaarheidswaarde
GROEI WAARDE	-
KARKAS WAARDE	-
PRODUKSIE WAARDE	-

LOGIX GENETICS GENETICA EBV Analise 2025-07-22

Kalf en Moeder				Vrugbaarheid			
Geb. Dir.	Geb. Mat.	Spn. Dir.	Spn. Mat.	Skr. Omtr.	Vers Vrugb.	Koei Vrugb.	Lanklew.
94	91	89	117	-	89	93	84
53%	28%	52%	31%		23%	5%	27%

Na-Speen Groei			Raam			Karkas		
Na-Speen	GDT	VOV	Volw. Gewig	Hoogte	Lengte	OSO	Vet	Mar
93	-	-	93	-	-	-	-	-
48%			31%					

Miostatien	
Q204X	Nie Getoets
NT821	Nie Getoets
F94L	Nie Getoets

Geb. Gewig	205D Gewig	365D Gewig	540D Gewig	GDT Indeks	VOV Indeks	Skrotum	LH
36kg	229kg | *108 (32)*	294kg | *96 (46)*	465kg | *95 (46)*	-	-	- *(B2)*	-

VERKOPER OPMERKINGS:

LOT 23 (M) BEEFMASTER -M 230100

Kuddeboek	C
Geb. dtm	2023-10-03
Oud.	2j
Inteling	0%
DNS	ZOCA2025-92335

Ouerskap	Vaar	Moer
DNS	✔	
Genomies		

- BC 191020 HH, Spn Mat. 102
  - BA 150135 HH, Spn Mat. 113
    - BA 100010
    - BA 100308, Oud. 6j | Gem. SI 106, Kalwers 4 | Gespeen 3
  - X 070048, Oud. 16j | OEK 37m | TKP 363d, Kalwers 11 | Gespeen 11 | Spn. Mat. 88, Gem. SI 100 | Spn. Mat. 88
    - MULTIPLE SIRES
    - X 040038, Oud. 13j | Gem. SI 91, Kalwers 8 | Gespeen 7
- -M 200031, Oud. 5j | OEK 36m | TKP 379d, Kalwers 2 | Gespeen 2 | Spn. Mat. 133, Gem. SI 110 | KKG - | KKS 51.3, Kalwings: 23-10, 24-10
  - MULTIPLE SIRES, Spn Mat. -
  - -M 150031, Oud. 7j | OEK 36m | TKP 370d, Kalwers 4 | Gespeen 4 | Spn. Mat. 122, Gem. SI 104 | Spn. Mat. 122
    - MULTIPLE SIRES
    - -M 120022, Oud. 3j | Gem. SI 100, Kalwers 1 | Gespeen 1

L.E. MACLEAN
Queenstown, Eastern Cape
0836688952
mac.fordyce@eci.co.za
P.O. BOX 1657,,QUEENSTOWN, 5320

KOEIWAARDE	93
90	Kalfgemak Waarde
98	Kalfgroei Waarde
117	Melk Waarde
103	Onderhoudswaarde
81	Vrugbaarheidswaarde
GROEI WAARDE	-
KARKAS WAARDE	-
PRODUKSIE WAARDE	-

LOGIX GENETICS GENETICA EBV Analise 2025-07-22

Kalf en Moeder				Vrugbaarheid			
Geb. Dir.	Geb. Mat.	Spn. Dir.	Spn. Mat.	Skr. Omtr.	Vers Vrugb.	Koei Vrugb.	Lanklew.
93	93	98	117	-	87	91	80
53%	28%	52%	31%		25%	9%	27%

Na-Speen Groei			Raam			Karkas		
Na-Speen	GDT	VOV	Volw. Gewig	Hoogte	Lengte	OSO	Vet	Mar
102	-	-	95	-	-	-	-	-
47%			23%					

Miostatien	
Q204X	Nie Getoets
NT821	Nie Getoets
F94L	Nie Getoets

Geb. Gewig	205D Gewig	365D Gewig	540D Gewig	GDT Indeks	VOV Indeks	Skrotum	LH
34kg	237kg | *111 (23)*	309kg | *102 (46)*	491kg | *101 (46)*	-	-	- *(B2)*	-

VERKOPER OPMERKINGS:

© Compiled by the South African Stud Book and Livestock Improvement Association
All Pedigree- and Performance Data is as recorded on LOGIX on 25 July 2025

LOT 24 (M) BEEFMASTER -M 230082

Herd Book	C
Birth date	2023-09-30
Age	2y
Inbreeding	0%
DNA	ZOCA2025-92332

Parentage	Sire	Dam
DNA	✔	
Genomic		

- BC 181075 HH — Wean Mat. 52
  - X 090138 — Wean Mat. 62
    - MULTIPLE SIRES
    - X 030053 — Age 8y | Avg. WI 97 | Calves 4 | Weaned 2
  - X 110087 — Age 7y | AFC 23m | ICP 457d | Calves 5 | Weaned 5 | Wean Mat. 77 | Avg. WI 101 | Wean Mat. 77
    - MULTIPLE SIRES
    - X 070016 — Age 8y | Avg. WI 95 | Calves 6 | Weaned 5
- -M 190111 — Age 5y | AFC 35m | ICP 384d | Calves 3 | Weaned 3 | Wean Mat. 116 | Avg. WI 103 | CCB - | CCW 49.2 | Calvings: 22-09, 23-09, 24-10
  - MULTIPLE SIRES — Wean Mat. -
  - -M 140004 — Age 11y | AFC 37m | ICP 363d | Calves 8 | Weaned 8 | Wean Mat. 105 | Avg. WI 100 | Wean Mat. 105
    - MULTIPLE SIRES
    - -M 110012 — Age 11y | Avg. WI 89 | Calves 8 | Weaned 7

L.E. MACLEAN
Queenstown, Eastern Cape
0836688952
mac.fordyce@eci.co.za

P.O. BOX 1657,,QUEENSTOWN, 5320

COW VALUE	95
103	Calving Ease Value
96	Calf Growth Value
107	Milk Value
113	Maintenance Value
83	Fertility Value
GROWTH VALUE	-
CARCASS VALUE	-
PRODUCTION VALUE	-

LOGIX GENETICS | GENETICA — EBV Analysis 2025-07-22

Calf and Mother				Fertility			
Birth Dir.	Birth Mat.	Wean Dir.	Wean Mat.	Scr. Circ.	Heifer Fert.	Cow Fert.	Longev.
101	104	96	107	-	86	93	85
54%	31%	53%	34%		25%	10%	28%

Post-Wean Growth			Frame			Carcass		
Post Wean	ADG	FCR	Mature Weight	Height	Length	EMA	Fat	Mar
101	-	-	89	-	-	-	-	-
50%			21%					

Myostatin	
Q204X	Not Tested
NT821	Not Tested
F94L	Not Tested

Birth Weight	205D Weight	365D Weight	540D Weight	ADG Index	FCR Index	Scrotum	LH
34kg	234kg | *112 (32)*	324kg | *106 (46)*	514kg | *105 (46)*	-	-	- *(B2)*	-

SELLER REMARKS:

LOT 25 (M) BEEFMASTER -M 230107

Herd Book	B
Birth date	2023-10-12
Age	2y
Inbreeding	0%
DNA	ZOCA2025-92337

Parentage	Sire	Dam
DNA	✔	
Genomic		

- BC 191020 HH — Wean Mat. 102
  - BA 150135 HH — Wean Mat. 113
    - BA 100010
    - BA 100308 — Age 6y | Avg. WI 106 | Calves 4 | Weaned 3
  - X 070048 — Age 16y | AFC 37m | ICP 363d | Calves 11 | Weaned 11 | Wean Mat. 88 | Avg. WI 100 | Wean Mat. 88
    - MULTIPLE SIRES
    - X 040038 — Age 13y | Avg. WI 91 | Calves 8 | Weaned 7
- -M 200202 — Age 4y | AFC - | ICP - | Calves 1 | Weaned 1 | Wean Mat. 124 | Avg. WI 126 | CCB - | CCW 56.6 | Calvings: 23-10

L.E. MACLEAN
Queenstown, Eastern Cape
0836688952
mac.fordyce@eci.co.za

P.O. BOX 1657,,QUEENSTOWN, 5320

COW VALUE	110
92	Calving Ease Value
129	Calf Growth Value
85	Milk Value
80	Maintenance Value
111	Fertility Value
GROWTH VALUE	-
CARCASS VALUE	-
PRODUCTION VALUE	-

LOGIX GENETICS | GENETICA — EBV Analysis 2025-07-22

Calf and Mother				Fertility			
Birth Dir.	Birth Mat.	Wean Dir.	Wean Mat.	Scr. Circ.	Heifer Fert.	Cow Fert.	Longev.
95	92	129	85	107	102	112	114
60%	39%	59%	38%	6%	14%	8%	37%

Post-Wean Growth			Frame			Carcass		
Post Wean	ADG	FCR	Mature Weight	Height	Length	EMA	Fat	Mar
127	115	-	123	129	122	-	-	-
58%	6%		6%	6%	6%			

Myostatin	
Q204X	Not Tested
NT821	Not Tested
F94L	Not Tested

Birth Weight	205D Weight	365D Weight	540D Weight	ADG Index	FCR Index	Scrotum	LH
37kg	267kg | *126 (23)*	321kg | *105 (46)*	531kg | *109 (46)*	-	-	- *(B2)*	-

SELLER REMARKS:

© Compiled by the South African Stud Book and Livestock Improvement Association
All Pedigree- and Performance Data is as recorded on LOGIX on 25 July 2025

LOT 27 (M) BEEFMASTER -M 230029

Kuddeboek	C
Geb. dtm	2023-10-07
Oud.	2j
Inteling	0%
DNS	ZOCA2025-92322

Ouerskap	Vaar	Moer
DNS	✔	
Genomies		

- BC 181075 HH, Spn Mat. 52
  - X 090138, Spn Mat. 62
    - MULTIPLE SIRES
    - X 030053, Oud. 8j | Gem. SI 97, Kalwers 4 | Gespeen 2
  - X 110087, Oud. 7j | OEK 23m | TKP 457d, Kalwers 5 | Gespeen 5 | Spn. Mat. 77, Gem. SI 101 | Spn. Mat. 77
    - MULTIPLE SIRES
    - X 070016, Oud. 8j | Gem. SI 95, Kalwers 6 | Gespeen 5
- -M 140004, Oud. 11j | OEK 37m | TKP 363d, Kalwers 8 | Gespeen 8 | Spn. Mat. 105, Gem. SI 100 | KKG - | KKS 52.9, Kalwings: 17-10, 18-10, 19-10, 20-11, 21-10, 22-10, 23-10, 24-09
  - MULTIPLE SIRES, Spn Mat. -
  - -M 110012, Oud. 11j | OEK 35m | TKP 369d, Kalwers 8 | Gespeen 7 | Spn. Mat. 80, Gem. SI 89 | Spn. Mat. 80
    - MULTIPLE SIRES
    - -M 080034, Oud. 16j | Gem. SI 97, Kalwers 13 | Gespeen 10

L.E. MACLEAN
Queenstown, Eastern Cape
0836688952
mac.fordyce@eci.co.za
P.O. BOX 1657,,QUEENSTOWN, 5320

KOEIWAARDE	96
102	Kalfgemak Waarde
95	Kalfgroei Waarde
102	Melk Waarde
116	Onderhoudswaarde
90	Vrugbaarheidswaarde
GROEI WAARDE	-
KARKAS WAARDE	-
PRODUKSIE WAARDE	-

LOGIX GENETICS GENETICA EBV Analise 2025-07-22

Kalf en Moeder				Vrugbaarheid			
Geb. Dir.	Geb. Mat.	Spn. Dir.	Spn. Mat.	Skr. Omtr.	Vers Vrugb.	Koei Vrugb.	Lanklew.
102	98	95	102	-	95	94	90
56%	38%	56%	41%		28%	15%	34%

Na-Speen Groei			Raam			Karkas		
Na-Speen	GDT	VOV	Volw. Gewig	Hoogte	Lengte	OSO	Vet	Mar
98	-	-	86	-	-	-	-	-
52%			23%					

Miostatien	
Q204X	Nie Getoets
NT821	Nie Getoets
F94L	Nie Getoets

Geb. Gewig	205D Gewig	365D Gewig	540D Gewig	GDT Indeks	VOV Indeks	Skrotum	LH
35kg	224kg | *105 (32)*	311kg | *98 (46)*	503kg | *100 (46)*	-	-	- *(B2)*	-

VERKOPER OPMERKINGS:

LOT 28 (M) BEEFMASTER -M 230159

Kuddeboek	B
Geb. dtm	2023-11-09
Oud.	1j 11m
Inteling	0%
DNS	ZOCA2025-92348

Ouerskap	Vaar	Moer
DNS	✔	
Genomies		

- CM 200018 HH, Spn Mat. 91
  - X 120105 HH, Spn Mat. 88
    - MULTIPLE SIRES
    - X 020006, Oud. 13j | Gem. SI 103, Kalwers 6 | Gespeen 4
  - CM 100110, Oud. 14j | OEK 28m | TKP 403d, Kalwers 12 | Gespeen 9 | Spn. Mat. 100, Gem. SI 101 | Spn. Mat. 100
    - GH 050221
    - CM 080037, Oud. 5j | Gem. SI 100, Kalwers 3 | Gespeen 2
- -M 150073, Oud. 8j | OEK - | TKP 374d, Kalwers 4 | Gespeen 4 | Spn. Mat. 105, Gem. SI 103 | KKG - | KKS 52.5, Kalwings: 20-10, 21-10, 22-10, 23-11

L.E. MACLEAN
Queenstown, Eastern Cape
0836688952
mac.fordyce@eci.co.za
P.O. BOX 1657,,QUEENSTOWN, 5320

KOEIWAARDE	104
110	Kalfgemak Waarde
111	Kalfgroei Waarde
79	Melk Waarde
89	Onderhoudswaarde
119	Vrugbaarheidswaarde
GROEI WAARDE	-
KARKAS WAARDE	-
PRODUKSIE WAARDE	-

LOGIX GENETICS GENETICA EBV Analise 2025-07-22

Kalf en Moeder				Vrugbaarheid			
Geb. Dir.	Geb. Mat.	Spn. Dir.	Spn. Mat.	Skr. Omtr.	Vers Vrugb.	Koei Vrugb.	Lanklew.
111	90	111	79	98	112	111	121
63%	45%	62%	46%	6%	18%	8%	40%

Na-Speen Groei			Raam			Karkas		
Na-Speen	GDT	VOV	Volw. Gewig	Hoogte	Lengte	OSO	Vet	Mar
108	104	-	111	117	110	-	-	-
59%	6%		9%	6%	6%			

Miostatien	
Q204X	Nie Getoets
NT821	Nie Getoets
F94L	Nie Getoets

Geb. Gewig	205D Gewig	365D Gewig	540D Gewig	GDT Indeks	VOV Indeks	Skrotum	LH
34kg	197kg | *103 (23)*	306kg | *96 (46)*	489kg | *98 (46)*	-	-	- *(B2)*	-

VERKOPER OPMERKINGS:

© Compiled by the South African Stud Book and Livestock Improvement Association
All Pedigree- and Performance Data is as recorded on LOGIX on 25 July 2025

LOT 30 (M) BEEFMASTER -M 230047

Herd Book	B
Birth date	2023-10-04
Age	2y
Inbreeding	0%
DNA	ZOCA2025-92327

Parentage	Sire	Dam
DNA	✔	
Genomic		

-M 200058
Wean Mat. 91

- **-M 160023**
  Wean Mat. 103
  - MULTIPLE SIRES
  - **-M 120015**
    Age 9y | Avg. WI 103
    Calves 6 | Weaned 6
- **-M 110012**
  Age 11y | AFC 35m | ICP 369d
  Calves 8 | Weaned 7 | Wean Mat. 80
  Avg. WI 89 | Wean Mat. 80
  - MULTIPLE SIRES
  - **-M 080034**
    Age 16y | Avg. WI 97
    Calves 13 | Weaned 10

-M 160027
Age 7y | AFC - | ICP 357d
Calves 4 | Weaned 4 | Wean Mat. 115
Avg. WI 104 | CCB - | CCW 57.1
Calvings: 20-10, 21-09, 22-09, 23-10

- MULTIPLE SIRES
  Wean Mat. -
- **-M 110012**
  Age 11y | AFC 35m | ICP 369d
  Calves 8 | Weaned 7 | Wean Mat. 80
  Avg. WI 89 | Wean Mat. 80
  - MULTIPLE SIRES
  - **-M 080034**
    Age 16y | Avg. WI 97
    Calves 13 | Weaned 10

L.E. MACLEAN
Queenstown, Eastern Cape
0836688952
mac.fordyce@eci.co.za

P.O. BOX 1657,,QUEENSTOWN, 5320

COW VALUE	102
97	Calving Ease Value
113	Calf Growth Value
83	Milk Value
90	Maintenance Value
112	Fertility Value
GROWTH VALUE	-
CARCASS VALUE	-
PRODUCTION VALUE	-

LOGIX GENETICS | GENETIKA
EBV Analysis 2025-07-22

Calf and Mother				Fertility			
Birth Dir.	Birth Mat.	Wean Dir.	Wean Mat.	Scr. Circ.	Heifer Fert.	Cow Fert.	Longev.
99	92	113	83	93	107	110	113
66%	*47%*	*65%*	*48%*	*7%*	*19%*	*11%*	*42%*

Post-Wean Growth			Frame			Carcass		
Post Wean	ADG	FCR	Mature Weight	Height	Length	EMA	Fat	Mar
112	101	-	110	111	106	-	-	-
62%	*6%*		*10%*	*7%*	*7%*			

Myostatin	
Q204X	Not Tested
NT821	Not Tested
F94L	Not Tested

Birth Weight	205D Weight	365D Weight	540D Weight	ADG Index	FCR Index	Scrotum	LH
37kg	228kg | *107 (32)*	324kg | *101 (46)*	503kg | *100 (46)*	-	-	- *(B2)*	-

SELLER REMARKS:

© Compiled by the South African Stud Book and Livestock Improvement Association
All Pedigree- and Performance Data is as recorded on LOGIX on 25 July 2025

DAYBREAKER BEEFMASTERS

QUEENSTOWN *15 October 2025*

Dier Info				Actual Values						Expected Breeding Values											Indices			Dam		
LOT	Animal ID	Sex	SEC	Birth Wt (kg)	205d Wt (kg)	CCB *Ratio*	CCW *Ratio*	Length Height *Ratio*	Scr. Circ. *(mm)*	Birth Dir (kg)	Birth Mat (kg)	Wean Dir (kg)	Wean Mat (kg)	Post Wean (kg)	Mature Weight. (kg)	ADG (g/d)	FCR (kg:kg)	Scr. Circ. (mm)	Height. (mm)	Length (mm)	Wean	ADG	Scr. Circ.	Avg. Wean Index	Nr. Calves	Repr. Index
	Breed Average									0.33	-0.06	11.6	-1.5	18	7	66	-38	10.3	1.0	12.0						
	Auction Average			36	236	-	52.4	-	-	0.30	0.03	14.9	-2.5	24	14	99	-50	11.7	12	24	108	-	102	105	4.0	109
1	-M 200132	M	B	42	255	-	-	-	-	3.06	-0.86	19.0	4.0	25.2	3.4	101	-51	12.4	3	11	100	-	104	106	8	109
2	-M 220009	M	B	34	262	-	58.5	-	-	-0.06	0.12	22.9	-4.6	33.0	32.7	140	0	16.8	21	39	119	-	111	112	5	118
3	-M 220096	M	B	37	238	-	49.9	-	-	-0.12	0.28	16.6	-6.7	22.9	24.2	84	0	9.4	12	22	105	-	98	99	4	100
4	-M 220143	M	B	37	226	-	49.8	-	-	-0.48	0.08	20.7	-7.8	28.9	24.8	131	-55	17.9	10	26	99	-	113	99	3	117
5	-M 220092	M	B	36	241	-	53.6	-	-	0.43	-0.69	13.1	-2.6	16.1	7.0	96	-43	16	6	15	107	-	110	101	5	116
6	-M 220078	M	B	36	254	-	60.9	-	-	0.53	-0.15	11.8	-0.9	16.5	16.4	0	0		0	0	114	-	-	104	2	119
7	-M 220098	M	B	38	268	-	61.4	-	-	0.53	0.26	25.2	-5.8	37.0	35.1	129	0	15.3	20	36	120	-	109	107	5	116
8	-M 220056	M	C	36	238	-	56.3	-	-	-0.21	0.18	16.2	-6.8	21.9	26.2	88	0	9.1	10	22	106	-	98	101	6	108
9	-M 220165	M	B	36	225	-	43.1	-	-	0.12	0.00	7.8	0.3	11.8	8.3	0	0		0	0	99	-	-	103	5	115
10	-M 220054	M	B	38	251	-	59.4	-	-	0.55	0.17	19.2	-6.4	25.1	23.4	90	0	9.2	11	24	111	-	98	104	4	118
11	-M 220041	M	B	31	214	-	48.4	-	-	-1.80	-0.35	1.5	-1.1	4.1	11.5	0	0		0	0	96	-	-	99	5	116
13	-M 230002	M	C	35	239	-	52.9	-	-	0.47	-0.04	14.4	0.1	28.5	10.6	0	0		0	0	112	-	-	106	4	106
14	-M 230026	M	B	34	207	-	49.2	-	-	-0.11	-0.02	18.7	-7.0	29.5	10.2	64	0	6.3	7	16	95	-	93	106	2	102
15	-M 230020	M	B	36	253	-	53.1	-	-	0.95	0.12	11.0	3.0	20.0	13.7	0	0		0	0	119	-	-	105	5	107
16	-M 230037	M	B	38	230	-	48.7	-	-	0.23	0.33	20.0	-6.1	31.3	24.5	87	0	9.8	12	23	107	-	99	99	5	117
18	-M 230110	M	C	36	229	-	43.6	-	-	0.40	0.20	11.3	0.7	25.6	0.6	0	0		0	0	106	-	-	106	1	92
20	-M 230106	M	C	35	224	-	51.6	-	-	0.34	0.10	3.8	4.1	10.9	-11.4	0	0		0	0	104	-	-	104	1	93
21	-M 230042	M	B	36	233	-	70.6	-	-	0.04	0.02	19.8	-5.2	30.8	27.1	98	0	11.2	14	26	110	-	102	107	3	116
22	-M 230053	M	C	36	229	-	48.4	-	-	0.81	0.28	5.7	3.2	12.7	-1.2	0	0		0	0	108	-	-	110	2	98
23	-M 230100	M	C	34	237	-	48.9	-	-	0.94	0.19	10.6	3.0	20.6	1.3	0	0		0	0	111	-	-	110	2	97
24	-M 230082	M	C	34	234	-	44.2	-	-	0.22	-0.20	9.2	0.4	19.9	-5.5	0	0		0	0	112	-	-	103	3	103
25	-M 230107	M	B	37	267	-	56.6	-	-	0.75	0.24	27.8	-5.6	42.9	33.4	122	0	14.4	18	34	126	-	107	126	1	-
27	-M 230029	M	C	35	224	-	51.3	-	-	0.13	0.01	8.7	-1.0	17.9	-8.7	0	0		0	0	105	-	-	100	8	109
28	-M 230159	M	B	34	197	-	44.6	-	-	-0.61	0.33	17.8	-7.4	26.7	20.1	82	0	9.2	11	22	103	-	98	103	4	114
30	-M 230047	M	B	37	228	-	52.7	-	-	0.39	0.23	19.0	-6.2	28.8	18.2	70	0	6.6	8	18	107	-	93	104	4	118

© Compiled by the South African Stud Book and Livestock Improvement Association

All Breeding Values and Performance Data is as recorded on LOGIX on 25 July 2025

EXPLANATION OF CATALOGUE ABBREVIATIONS		VERDUIDELIKING VAN KATALOGUS AFKORTINGS	
Lot Number	LOT	LOT	Lot Nommer
Estimated breeding value	EBV	EBV	Beraamde teelwaarde
Parentage verification	Parentage	Ouerskap	Ouerskap verifikasie
Age in years	AGE	OUD.	Ouderdom in jaar
Age at First Calving	AFC	OEK	Ouderdom met Eerst Kalwing
Intercalving Period	ICP	TKP	Tussen-Kalf Periode
Number of calvings	Calvings	Kalwings	Aantal kalwings
Number of calves weaned	Weaned	Gespeen	Aantal kalwers gespeen
Average Wean index	Avg. WI	Gem. SI	Gemiddelde speen indeks
Animal identification number	ID	ID	Dier se identifikasie nommer
Herd Book Section	SEC	AFD	Kuddeboek Afdeling
Herd Book Section: Pending Registration	PEN	PEN	Kuddeboek Afdeling: Wag vir Registrasie
Herd Book Section: Not for Registration	NFR	NFR	Kuddeboek Afdeling: Nie vir Registrasie
Herd Book Section: Foundation Generation	FO	FO	Kuddeboek Afdeling: Fondasie Generasie
Herd Book Section: Appendix A	A	A	Kuddeboek Afdeling: Aanhangsel A
Herd Book Section: Appendix B	B	B	Kuddeboek Afdeling: Aanhangsel B
Herd Book Section: Studbook Proper, a registered animal	SP	SP	Kuddeboek Afdeling: Studbook Proper, 'n geregistreerde dier
Genomically Tested	GT	GT	Genomies Getoets
Homozygous Horned (Celtic test)	HH(c)	HH(c)	Homosigoties horings (Celtic toets)
Homozygous Polled (Celtic test)	PP(c)	PP(c)	Homosigotiets Poena (Celtic toets)
Heterozygous Polled (Celtic test)	Pp(c)	Pp(c)	Heterosigoties Poena (Celtic toets)
Phenotypically Polled	P	P	Fenotipies Poena
Birth Direct breeding value	Birth Dir.	Geb. Dir	Geboorte Direk teelwaarde
Wean Direct breeding value	Wean Dir.	Spn. Dir.	Speen Direk teelwaarde
Wean Maternal breeding value	Wean Mat.	SPn. Mat.	Speen Maternaal teelwaarde
Scrotal Circumference	Scr. Circ.	Skr. Omt.	Skrotum omtrek
Heifer Fertility	Heifer Fert.	Vers Vrugb.	Vers Vrugbaarheid
Cow Fertility	Cow Fert.	Koei Vrugb.	Koei Vrugbaarheid
Longevity	Longev.	Lankl.	Lanklewendheid
Mature Weight	Mat. Wt.	Volw. Gewig	Volwasse gewig
Average Daily Gain (g/day)	ADG	GDT	Gemiddelde Daaglikse Toename
Feed Conversion Ratio (kg:kg)	FCR	VOV	Voeromset Verhouding
Eye Muscle Area	EMA	OSO	Oogspier grootte
Backfat Thickness	Fat	Vet	Rugvet Diepte
Marbeling (intra-muscular fat)	Mar	Mar	Marmering (binne-spierse vet)
Actual Birth weight	Birth Wt.	Geb. gewig	Werklike Geboorte gewig
205-day Dam-age corrected weight	205d Wt.	205d gewig	205-dag Moeder-ouderdom gekorrigeerde gewig
365-day weight index	365D Index	365D Indeks	365-dae gewig indeks
540-day weight index	540D Index	540D Indeks	540-dae gewig indeks
Length-Height ratio	LH	LH	Lengte-Hoogte Verhouding
Cow-Calf Birth Ratio	CCG	KKG	Koei-Kalf Geboorte Verhouding
Cow-Calf Wean Ratio	CCW	KKS	Koei-Kalf Speen Verhouding
Average Weaning Index	Avg. WI	Gem. SI	Gemiddelde speen indeks
Number of Calves	Nr. Calves	Aant. Kalw.	Aantal kalwers
Reproduction Index	Repr. Index	Repr. Indeks	Reproduksie indeks
Animal sex: M - Male, F - Female	M / F	M / V	Dier geslag: M - Manlik, V - Vroulik

© Compiled by the South African Stud Book and Livestock Improvement Association