AMPTELIKE VEILINGSKATALOGUS VIR / OFFICIAL AUCTION CATALOGUE FOR

EL TAURO & B2 BONSMARAS

Veilingsdatum / Auction Date:
19 September 2025

Data soos op / Data as on:
09 September 2025

BONSMARA SA

SA STAMBOEK STUD BOOK

SALES UNDER AUSPICES OF BONSMARA SA

Bonsmara stud breeding is subject to the stipulations of the Livestock Improvement Act and conforms to the standards of Bonsmara SA. The Society therefore has the right to implement certain controls to ensure the accuracy of information regarding Parentage, Performance and Estimated Breeding Values.

Information regarding Parentage, Performance and Estimated Breeding Values of animals, as supplied by the breeder, have been verified and compared to the official database of LOGIX BEEF. Bonsmara SA therefore, confirms the accuracy of such information.

To the knowledge of the Society these controls have been carried out accurately. However, the Society does not take any responsibility for incorrect information through printing errors or incorrect information provided by the breeder.

Animals on such sales have been visually screened by Inspectors of Bonsmara SA and comply with the Bonsmara Minimum Breed Standards as stipulated by the Society.

The Society DOES NOT have any control over:

- Immunization and health status of animals
- Pregnancy status of cows and heifers
- Suitability of a bull for breeding
- Fertility status as well as venereal diseases and
- Commercial animals

Since the above is not classified as information regarding Parentage, Performance and Estimated Breeding Values, it DOES NOT fall within the jurisdiction of the meaning "Under the Auspices of Bonsmara SA".

VEILINGS ONDER BESKERMING VAN BONSMARA SA

Bonsmara stoetteling wat onderhewig is aan die bepalings van die Veeverbeteringswet, vind plaas onder die vaandel van Bonsmara SA. Daarom behou die Genootskap hom die reg voor om kontroles volgens bepaalde prosedures uit te oefen ten opsigte van Ouerskap inligting, Prestasiedata en Beraamde Teelwaardes.

Ouerskap inligting, Prestasiedata en Beraamde Teelwaardes soos deur die teler voorsien vir die doel van hierdie katalogus, is gekontroleer en vergelyk met die amptelike databasis soos gehou deur LOGIX BEEF. Bonsmara SA bevestig dus die korrektheid van sodanige inligting.

Alhoewel die kontroles na die beste wete van die Genootskap gedoen is, kan die Genootskap egter nie verantwoordelik gehou word vir foutiewe inligting as gevolg van drukkersfoute of verkeerde inligting deur die telers verskaf nie.

Diere wat op hierdie veilings aangebied word, is onderwerp aan 'n proses van visuele inspeksie deur Keurders van Bonsmara SA en voldoen aan die Bonsmara Minimum Rasstandaarde soos bepaal deur die Genootskap.

Die Genootskap het egter GEEN beheer oor:

- Immunisering en gesondheidstatus van diere
- Dragtigheidstatus van koeie en verse
- Teelgeskiktheid van bulle
- Vrugbaarheidstatus, asook geslagsiektes en
- Kommersiële diere nie.

Aangesien bogenoemde nie val onder die bedoeling met Ouerskap inligting, Prestasiedata en Beraamde Teelwaardes nie, sorteer dit NIE onder die jurisdiksie van die bedoeling "Onder beskerming van Bonsmara SA" nie.

© Compiled by the South African Stud Book and Livestock Improvement Association
All Pedigree- and Performance Data has been certified as correct

ANIMAL AND PEDIGREE INFORMATION

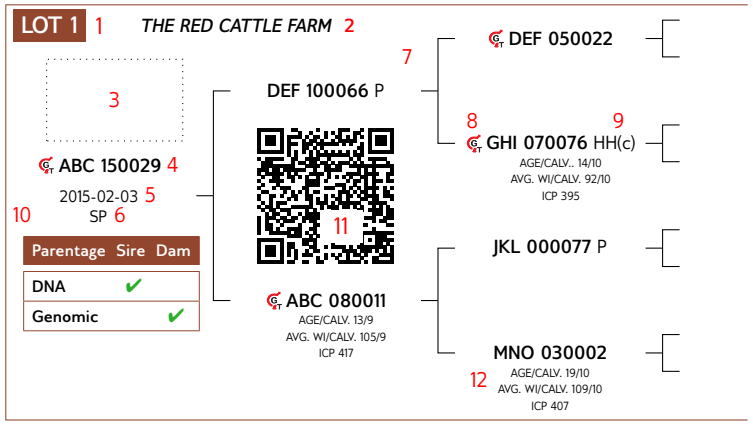

1. Lot Number
2. Owner of the animal
3. Herd's logo (if available)
4. Animal Identification Number
5. Birth date
6. Herd book section - NFR / PEN / F0 / A / B / SP
7. Four (4) generation pedigree
8. Genomic testing - it is indicated with the **GT** logo
9. Polled Status - the status will only be printed for animals that have been tested
10. Parentage Verification - a green tick (✔) indicates that the sire and/or dam has been verified via either microsatellite (DNA), or Genomic testing
11. QR Code - This code can be scanned with a smartphone or tablet. It redirects to the animal's information on **www.SABeefBulls.com** where all information for the animal is available.
12. Dam information
    - Age and Number of Calvings
    - Average Wean Index and Number of Calves Weaned
    - Intercalving Period

MYOSTATIN STATUS

The animal's status, if tested for myostatin variants, is indicated as follows:

- Not Tested
- 0 - Normal
- 1 - Heterozygous / Carrier of Double-Muscling gene
- 2 - Homozygous / Double-Muscled

LOGIX SELECTION VALUES

Calving Ease Value	Weaner Calf Value	Fertility Value	Maintenance Value	Cow Value	Growth Value	Carcass Value
109	98	111	99	101	98	103
1	2	3	4	5	6	7



5 LOGIX Cow Value

Selection of:

- Fertile cows,
- with low maintenance,
- that calf easily,
- and wean heavy calves relative to own weight

1 Calving Ease Value	EBVs Birth Direct & Maternal
Calf Growth Value	EBV Wean Direct
3 Fertility Value	EBVs Cow & Heifer Fertility, EBV Longevity
Milk Value	EBV Wean Maternal
4 Maintenance Value	EBVs Mature weight & Milk

2 LOGIX Weaner Calf Value

Selection for heavy weaners

Measurements: Weaning weight, Birth weight, and Mature weight

EBVs: Wean direct & maternal, Birth direct & maternal, Mature weight

6 LOGIX Growth Value

Selection for efficient growers on veld and in feedlot

Measurements: Phase C and D Growth test traits

EBVs: Weaning weight, End weight, ADG and Intake

7 LOGIX Carcass Value

Selection for higher meat yields on a carcass

Measurements: Phase C and D Growth test traits, RTU scanning traits

EBVs: End weight, Eye Muscle Area and Fat

HOW TO USE SELECTION VALUES

Sub-values sould also be compatible with your selection goal. Don't select only on the Cow Value

AVERAGE ANIMALS

(NO GROWTH EXTREMES)

- Selection Values 90 to 110
- Cow Value & Fertility Value average to high

A safe choice, as animals are profitble in most environments.

GROWERS

(GOOD ENVIRONMENT)

- Weaner Calf / Growth Value > 110
- Cow Value & Fertility Value average to high

Growers are heavier at birth (lower Calving Ease Value), and heavier at maturity (lower Maintenance Value).

LOW-MAINTENANCE ANIMALS

(HARSH ENVIRONMENT)

- Maintence Value > 110
- Cow Value & Fertility Value average to high

Lighter cows have a lower maintenance (higher Maintenance Value).

INTERPRETATION OF BREEDING VALUE INDICES AND SELECTION VALUES

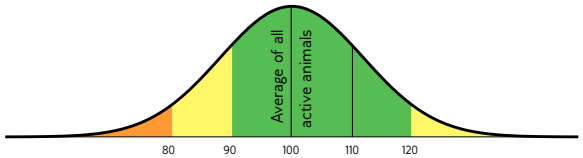

Average between 90 and 110, Acceptable between 80 and 120

EXPLANATION OF BREEDING VALUES AND SELECTION VALUES

		Traits		Description/Measurement	Goal	General Guidelines	<80	<90	90-110	>110	>120	
Selection Values	5	**Cow Value**	CV	Combination of Calving Ease, Calf Growth, Milk, Maintenance and Fertility Values (Rand-Value)	Profitable Cow	Loss						Profit
	1	**Calving Ease Value**	CEV	Risk for calving problems (calf too heavy) vs calf too small	Average birth weight	High						Low
		Calf Growth Value	CGrV	Calf's genetic ability for pre-weaning growth	Heavy weaner calf	Light						Heavy
		Milk Value	MlkV	Cow's genetic mothering and milking ability	Enough milk for the calf	Less						More
	4	**Maintenance Value**	MntV	Maintenance requirements of cow (cow weight and milk)	Low cow maintenance	High					*	Low
	3	**Fertility Value**	FertV	Fertility and retention of cows and heifers	Fertile cows	Low						High
	2	**Weaner Calf Value**	WnCV	Combination of calf's weight and cow's milk	Heavy weaner calves	Light						Heavy
	6	**Growth Value**	GV	Efficient growth on veld and in feedlot (Rand-value)	Profitable growth	Loss						Profit
	7	**Carcass Value**	VarcV	Meat on carcass (Weight and RTU EBVs)	More meat on the carcass	Less						More
		Production Value	PV	Combination of Cow- and Growth values (Rand-value)	Profitable animals	Loss						Profit
Cow & Heifer	8	**Birth Weight Direct**	BD	Birth weight (Calf's genetic ability)	Average birth weight	Heavy						Light
		Birth Weight Maternal	BM	Birth weight (Cow's genetic ability)	Easy calving	Heavy						Light
	9	**Weaning Weight Direct**	WD	Weaning weight (Calf's genetic ability)	Heavy weaner calves	Light						Heavy
	10	**Weaning Weight Maternal**	WM	Weaning weight (Cow's genetic ability)	Good mothers	Poor						Good
	18	**Mature Cow Weight**	MW	Cow weight at weaning of first three calves	Average mature cow weight	Light				*	*	Heavy
		Cow-Calf Birth	CCB	EBV Birth Direct / EBV Mature Cow weight	Average	Low						High
		Cow-Calf Wean	CCW	EBV Wean Direct / EBV Mature Cow weight	High calf-cow ratio	Low						High
Fertility	12	**Heifer Fertility**	HF	Age at first calving	Fertile heifers	Less						More
	13	**Cow Fertility**	CF.E	First 3 inter-calving periods (ICPs)	Fertile cows	Less						More
	11	**Scrotal Circumference**	SC	Scrotal circumference as measured during the growth test	Fertile bulls	Less						More
	14	**Longevity**	LG	Retention of progeny	Acceptable progeny	Poor						Good
Growth & Frame	15	**Post-Wean Weight**	PWn	12- and 18 month weights	Good post-wean growth	Low					*	High
	16	**Average Daily Gain**	ADG	Average daily gain	Good growth	Poor						Good
	17	**Feed Conversion Ratio**	FCR	100g feed intake / g weight gain	Feed efficiency	Poor						Good
		Final Test Weight	FW	Final weight in the growth test	Heavy carcass	Light					*	Heavy
	19	**Height**	H	Shoulder height in growth test	Average height	Short						Tall
	20	**Length**	L	Length in growth test	Longer for more muscle	Short						Long
	24	**Length-Height Ratio**	LH	EBV Length / EBV Height	Longer rather than tall	<1						>1
Carcass	21	**Eye Muscle Area**	EMA	RTU measured eye muscle area	Bigger steaks	Small						Big
	22	**Fat Thickness**	Fat	RTU measured P8 backfat thickness	Carcass quality	Thin						Thick
	23	**Marbling**	Mar	RTU measured % of intra-muscular fat	Juicy meat	Low						High
		Dressing Percentage	D%	Carcass weight / Live weight	High dressing percentage	Low						High

* Determined by own selection goal

GENETIC VALUES - BUILDING BLOCKS

Calf and Mother			Fertility				Post-Wean Growth			Frame			Carcass		
Birth Dir.	Wean Dir.	Wean Mat.	Scrot. Circ.	Heifer Fert.	Cow Fert.	Longev.	Post Wean	ADG	FCR	Mature Weight	Height	Length	EMA	Fat	Mar
99	99	90	97	75	92	85	100	94	93	92	123	110	104	100	79
8	9	10	11	12	13	14	15	16	17	18	19	20	21	22	23

The Logix Selection Values are compiled of specific genetic building blocks, as indicated in the selection value descritions on the previous page. These genetic building blocks are indicated in the catalogue by their Breeding Value Indices.

PHENOTYPIC VALUES

Wean Index	365D Index	540D Index	ADG Index	FCR Index	Scrotum	LH
109	104	105	122	117	327	1.22
			16	17	11	24

- Wean, 365D, 504D, ADG and FCR Indices - phenotypic index obtained within the animal's contemporary group
- Scrotum - adjusted scrotal circumference, in mm, as measured during the growth test
- Length-Height Ratio (LH) - the animal's length / height ratio as measured during the growth test

© Compiled by the South African Stud Book and Livestock Improvement Association
All Pedigree- and Performance Data has been certified as correct

BULLS

LOT 1 — *EL TAURO BONSMARAS*

HIT 230123
2023-10-27
SP

Parentage	Sire	Dam
DNA		
Genomic		

- MCU 200177 Pp(c)
  - MCU 170039 Pp(c)
    - VV 130330 Pp(c)
    - MCU 120112 Pp(c) — AGE/CALV. 10/7, AVG. WI/CALV. 107/7
  - MCU 150176 Pp(c) — AGE/CALV. 9/6, AVG. WI/CALV. 99/5, ICP 452
    - AG 100069
    - MCU 090003 Pp(c) — AGE/CALV. 12/10, AVG. WI/CALV. 94/9
- HIT 200038 — AGE/CALV. 5/3, AVG. WI/CALV. 112/1, ICP 539
  - HCO 120180
    - AG 060027
    - BG 040056 — AGE/CALV. 14/11, AVG. WI/CALV. 103/11
  - HIT 140023 — AGE/CALV. 9/5, AVG. WI/CALV. 94/5, ICP 478
    - HIT 090048
    - HIT 030016 — AGE/CALV. 16/11, AVG. WI/CALV. 107/11

Calving Ease Value	Weaner Calf Value	Fertility Value	Maintenance Value	Cow Value	Growth Value	Carcass Value
104	93	82	96	84	98	101

Calf and Mother			Fertility				Post-Wean Growth			Frame			Carcass		
Birth Dir.	Wean Dir.	Wean Mat.	Scr. Circ.	Heifer Fert.	Cow Fert.	Longev.	Post Wean	ADG	FCR	Mature Weight	Height	Length	EMA	Fat	Mar
102	101	85	107	81	84	107	100	100	105	103	97	102	96	99	112

Wean Index	365D Index	540D Index	ADG Index	FCR Index	Scrotum	LH
112	100	105	-	-	-	-

Myostatin	
Q204X	0
NT821	0
F94L	0

REMARKS: Versbul, Vroegryp

LOGIX EBV Analysis: 2025-08-17

LOT 2 — *B2 BONSMARAS*

LVP 220526
2022-12-02
B

Parentage	Sire	Dam
DNA	✔	
Genomic		

- V 160086
  - V 120268
    - V 090260
    - V 050051 — AGE/CALV. 11/9, AVG. WI/CALV. 103/10
  - V 120258 — AGE/CALV. 6/4, AVG. WI/CALV. 104/4, ICP 387
    - ALF 050088
    - V 080389 — AGE/CALV. 7/4, AVG. WI/CALV. 102/4
- LVP 180082 — AGE/CALV. 7/3, AVG. WI/CALV. 101/2, ICP 348

Calving Ease Value	Weaner Calf Value	Fertility Value	Maintenance Value	Cow Value	Growth Value	Carcass Value
118	82	102	104	91	101	103

Calf and Mother			Fertility				Post-Wean Growth			Frame			Carcass		
Birth Dir.	Wean Dir.	Wean Mat.	Scr. Circ.	Heifer Fert.	Cow Fert.	Longev.	Post Wean	ADG	FCR	Mature Weight	Height	Length	EMA	Fat	Mar
113	82	101	109	103	102	98	76	101	103	94	98	102	113	107	91

Wean Index	365D Index	540D Index	ADG Index	FCR Index	Scrotum	LH
98	102	100	-	-	-	-

Myostatin	
Q204X	0
NT821	0
F94L	0

REMARKS:

LOGIX EBV Analysis: 2025-08-17

LOT 3 — *B2 BONSMARAS*

LVP 220413
2022-11-02
B

Parentage	Sire	Dam
DNA	✔	
Genomic		

- WAT 160322
  - HCO 130180
    - AG 010245
    - HCO 080193 — AGE/CALV. 8/4, AVG. WI/CALV. 107/4
  - WAT 110340 — AGE/CALV. 11/10, AVG. WI/CALV. 99/9, ICP 367
    - WAT 080173
    - WAT 040285 — AGE/CALV. 7/5, AVG. WI/CALV. 88/5
- LVP 110027 — AGE/CALV. 14/2, AVG. WI/CALV. 92/2, ICP 373

Calving Ease Value	Weaner Calf Value	Fertility Value	Maintenance Value	Cow Value	Growth Value	Carcass Value
96	83	95	105	83	86	95

Calf and Mother			Fertility				Post-Wean Growth			Frame			Carcass		
Birth Dir.	Wean Dir.	Wean Mat.	Scr. Circ.	Heifer Fert.	Cow Fert.	Longev.	Post Wean	ADG	FCR	Mature Weight	Height	Length	EMA	Fat	Mar
100	90	98	85	106	99	79	93	83	91	93	96	90	97	95	88

Wean Index	365D Index	540D Index	ADG Index	FCR Index	Scrotum	LH
100	106	108	-	-	350	1.20

Myostatin	
Q204X	1
NT821	0
F94L	0

REMARKS:

LOGIX EBV Analysis: 2025-08-17

© Compiled by the South African Stud Book and Livestock Improvement Association
All Pedigree- and Performance Data has been certified as correct

BULLE

LOT 4 — *EL TAURO BONSMARAS*

HIT 230173
2023-11-07
SP

Ouerskap	Vaar	Moer
DNS		
Genomies		

HCO 120180
- AG 060027
  - LAR 010176
  - AG 020147 — OUD/KALW. 15/11, GEM. SI/KALW. 110/11
- BG 040056 — OUD/KALW. 14/11, GEM. SI/KALW. 103/11, TKP 364
  - BG 010012
  - BG 000095 — OUD/KALW. 14/10, GEM. SI/KALW. 101/10

HIT 170120 — OUD/KALW. 8/4, GEM. SI/KALW. 103/4, TKP 480
- HIT 130016
  - HIT 070043
  - HIT 100055 — OUD/KALW. 6/1, GEM. SI/KALW. 147/1
- HIT 140058 — OUD/KALW. 7/3, GEM. SI/KALW. 100/3, TKP 422
  - HIT 090060
  - HIT 040090 — OUD/KALW. 16/13, GEM. SI/KALW. 98/12

Geboortegemak Waarde	Speenkalf Waarde	Vrugbaarheids-waarde	Onderhouds-waarde	Koeiwaarde	Groei-waarde	Karkas-waarde
102	99	92	104	97	97	101

Kalf en Moeder			Vrugbaarheid				Na-Speen Groei			Raam			Karkas		
Geb. Dir.	Spn. Dir.	Spn. Mat.	Skr. Omtr.	Vers Vrugb.	Koei Vrugb.	Lankl.	Na-Speen	GDT	VOV	Volw. Gewig	Hoogte	Lengte	OSO	Vet	Mar
100	94	113	87	87	98	101	96	98	100	93	97	101	103	112	108

Spn. Indeks	365D Indeks	540D Indeks	GDT Indeks	VOV Indeks	Skrotum	LH
106	105	104	-	-	-	-

Miostatien	
Q204X	0
NT821	0
F94L	0

OPMERKINGS: Allrounder / Versbul

LOGIX EBV Analise: 2025-08-17

LOT 5 — *B2 BONSMARAS*

LVP 220462
2022-11-14
B

Ouerskap	Vaar	Moer
DNS ✔		
Genomies		

WAT 150544
- WAT 110153
  - WAT 070039
  - WAT 070006 — OUD/KALW. 11/10, GEM. SI/KALW. 101/10
- WAT 110101 — OUD/KALW. 13/10, GEM. SI/KALW. 108/8, TKP 373
  - WAT 090183
  - WAT 080372 — OUD/KALW. 11/9, GEM. SI/KALW. 111/7

LVP 170112 — OUD/KALW. 8/2, GEM. SI/KALW. 149/1, TKP 373

Geboortegemak Waarde	Speenkalf Waarde	Vrugbaarheids-waarde	Onderhouds-waarde	Koeiwaarde	Groei-waarde	Karkas-waarde
88	127	88	88	116	98	135

Kalf en Moeder			Vrugbaarheid				Na-Speen Groei			Raam			Karkas		
Geb. Dir.	Spn. Dir.	Spn. Mat.	Skr. Omtr.	Vers Vrugb.	Koei Vrugb.	Lankl.	Na-Speen	GDT	VOV	Volw. Gewig	Hoogte	Lengte	OSO	Vet	Mar
88	115	134	108	88	91	96	92	98	78	111	115	116	121	98	91

Spn. Indeks	365D Indeks	540D Indeks	GDT Indeks	VOV Indeks	Skrotum	LH
149	104	103	-	-	376	1.21

Miostatien	
Q204X	0
NT821	0
F94L	0

OPMERKINGS:

LOGIX EBV Analise: 2025-08-17

LOT 6 — *B2 BONSMARAS*

LVP 220431
2022-11-07
B

Ouerskap	Vaar	Moer
DNS ✔		
Genomies		

VV 150092
- VV 120139 HH(c)
  - VV 090089
  - VV 090475 HH(c) — OUD/KALW. 15/13, GEM. SI/KALW. 109/11
- VV 060225 — OUD/KALW. 11/9, GEM. SI/KALW. 97/8, TKP 367
  - VV 030191
  - VV 000188 — OUD/KALW. 12/10, GEM. SI/KALW. 101/10

LVP 200061 — OUD/KALW. 5/1, GEM. SI/KALW. 104/1, TKP -

Geboortegemak Waarde	Speenkalf Waarde	Vrugbaarheids-waarde	Onderhouds-waarde	Koeiwaarde	Groei-waarde	Karkas-waarde
103	86	104	105	94	112	116

Kalf en Moeder			Vrugbaarheid				Na-Speen Groei			Raam			Karkas		
Geb. Dir.	Spn. Dir.	Spn. Mat.	Skr. Omtr.	Vers Vrugb.	Koei Vrugb.	Lankl.	Na-Speen	GDT	VOV	Volw. Gewig	Hoogte	Lengte	OSO	Vet	Mar
107	85	113	116	114	98	96	88	111	113	93	113	109	112	104	107

Spn. Indeks	365D Indeks	540D Indeks	GDT Indeks	VOV Indeks	Skrotum	LH
104	101	102	-	-	367	1.15

Miostatien	
Q204X	0
NT821	0
F94L	0

OPMERKINGS:

LOGIX EBV Analise: 2025-08-17

© Compiled by the South African Stud Book and Livestock Improvement Association
All Pedigree- and Performance Data has been certified as correct

BULLS

LOT 7 — *EL TAURO BONSMARAS*

HIT 230006 PP(c)
2023-02-07
SP

Parentage	Sire	Dam
DNA		
Genomic		

- **HCO 120180**
  - **AG 060027**
    - **LAR 010176**
    - **AG 020147** — AGE/CALV. 15/11, AVG. WI/CALV. 110/11
  - **BG 040056** — AGE/CALV. 14/11, AVG. WI/CALV. 103/11, ICP 364
    - **BG 010012**
    - **BG 000095** — AGE/CALV. 14/10, AVG. WI/CALV. 101/10
- **HIT 100069** — AGE/CALV. 12/10, AVG. WI/CALV. 101/10, ICP 379
  - **HIT 070046**
    - **BG 020058** Pp(c)
    - **HIT 050050** — AGE/CALV. 8/5, AVG. WI/CALV. 108/5
  - **HIT 040059** — AGE/CALV. 15/12, AVG. WI/CALV. 100/10, ICP 362
    - **HIT 000037**
    - **HIT 970064** — AGE/CALV. 13/10, AVG. WI/CALV. 96/8

Calving Ease Value	Weaner Calf Value	Fertility Value	Maintenance Value	Cow Value	Growth Value	Carcass Value
103	107	98	101	108	101	107

Calf and Mother			Fertility				Post-Wean Growth			Frame			Carcass		
Birth Dir.	Wean Dir.	Wean Mat.	Scr. Circ.	Heifer Fert.	Cow Fert.	Longev.	Post Wean	ADG	FCR	Mature Weight	Height	Length	EMA	Fat	Mar
102	101	114	100	88	108	103	100	102	105	96	96	105	106	116	108

Wean Index	365D Index	540D Index	ADG Index	FCR Index	Scrotum	LH
115	115	115	-	-	-	-

Myostatin	
Q204X	0
NT821	0
F94L	0

REMARKS: Poena, Versbul

LOGIX EBV Analysis: 2025-08-17

LOT 8 — *B2 BONSMARAS*

LVP 220181
2022-06-26
B

Parentage	Sire	Dam
DNA ✔		
Genomic		

- **V 170265**
  - **V 140119**
    - **VV 110285**
    - **V 070129** — AGE/CALV. 13/11, AVG. WI/CALV. 110/9
  - **V 130056** — AGE/CALV. 12/10, AVG. WI/CALV. 105/10, ICP 368
    - **V 090302**
    - **V 020048** — AGE/CALV. 11/9, AVG. WI/CALV. 112/9
- **LVP 140034** — AGE/CALV. 11/2, AVG. WI/CALV. 85/2, ICP 475

Calving Ease Value	Weaner Calf Value	Fertility Value	Maintenance Value	Cow Value	Growth Value	Carcass Value
85	83	94	93	80	85	104

Calf and Mother			Fertility				Post-Wean Growth			Frame			Carcass		
Birth Dir.	Wean Dir.	Wean Mat.	Scr. Circ.	Heifer Fert.	Cow Fert.	Longev.	Post Wean	ADG	FCR	Mature Weight	Height	Length	EMA	Fat	Mar
87	96	98	105	100	99	87	101	85	86	106	99	92	103	109	95

Wean Index	365D Index	540D Index	ADG Index	FCR Index	Scrotum	LH
93	95	106	-	-	376	1.19

Myostatin	
Q204X	0
NT821	0
F94L	0

REMARKS:

LOGIX EBV Analysis: 2025-08-17

LOT 9 — *B2 BONSMARAS*

LVP 220428
2022-11-06
B

Parentage	Sire	Dam
DNA ✔		
Genomic		

- **V 160086**
  - **V 120268**
    - **V 090260**
    - **V 050051** — AGE/CALV. 11/9, AVG. WI/CALV. 103/10
  - **V 120258** — AGE/CALV. 6/4, AVG. WI/CALV. 104/4, ICP 387
    - **ALF 050088**
    - **V 080389** — AGE/CALV. 7/4, AVG. WI/CALV. 102/4
- **LVP 200060** — AGE/CALV. 5/2, AVG. WI/CALV. 129/1, ICP 562

Calving Ease Value	Weaner Calf Value	Fertility Value	Maintenance Value	Cow Value	Growth Value	Carcass Value
104	101	100	87	102	102	114

Calf and Mother			Fertility				Post-Wean Growth			Frame			Carcass		
Birth Dir.	Wean Dir.	Wean Mat.	Scr. Circ.	Heifer Fert.	Cow Fert.	Longev.	Post Wean	ADG	FCR	Mature Weight	Height	Length	EMA	Fat	Mar
100	102	108	144	98	101	97	95	106	105	113	90	106	123	107	92

Wean Index	365D Index	540D Index	ADG Index	FCR Index	Scrotum	LH
129	129	111	-	-	420	1.22

Myostatin	
Q204X	0
NT821	0
F94L	0

REMARKS:

LOGIX EBV Analysis: 2025-08-17

BULLE

LOT 10 — *EL TAURO BONSMARAS*

HIT 220157 PP(c)
2022-11-24
SP

Ouerskap	Vaar	Moer
DNS		
Genomies		

- HIT 150152
  - HIT 090060
    - AG 020251
    - HIT 990031 (OUD/KALW. 13/10, GEM. SI/KALW. 98/9)
  - HIT 030029 (OUD/KALW. 17/12, GEM. SI/KALW. 105/11, TKP 435)
    - HIT 000037
    - B 000033 (OUD/KALW. 15/11, GEM. SI/KALW. 106/9)
- HIT 180159 (OUD/KALW. 6/4, GEM. SI/KALW. 99/3, TKP 395)
  - HIT 100144
    - RGR 990123
    - HIT 060155 (OUD/KALW. 15/10, GEM. SI/KALW. 107/9)
  - HIT 100069 (OUD/KALW. 12/10, GEM. SI/KALW. 101/10, TKP 379)
    - HIT 070046
    - HIT 040059 (OUD/KALW. 15/12, GEM. SI/KALW. 100/10)

Geboortegemak Waarde	Speenkalf Waarde	Vrugbaarheids-waarde	Onderhouds-waarde	Koeiwaarde	Groei-waarde	Karkas-waarde
92	114	75	92	100	90	106

Kalf en Moeder			Vrugbaarheid				Na-Speen Groei			Raam			Karkas		
Geb. Dir.	Spn. Dir.	Spn. Mat.	Skr. Omtr.	Vers Vrugb.	Koei Vrugb.	Lankl.	Na-Speen	GDT	VOV	Volw. Gewig	Hoogte	Lengte	OSO	Vet	Mar
90	103	133	98	78	74	111	100	94	98	106	108	107	102	113	94

Spn. Indeks	365D Indeks	540D Indeks	GDT Indeks	VOV Indeks	Skrotum	LH
105	100	100	-	-	-	-

Miostatien	
Q204X	0
NT821	0
F94L	0

OPMERKINGS: Poena, Homosigoot, Versbul

LOGIX EBV Analise: 2025-08-17

LOT 11 — *B2 BONSMARAS*

LVP 220587
2022-12-12
B

Ouerskap	Vaar	Moer
DNS ✔		
Genomies		

- V 170265
  - V 140119
    - VV 110285
    - V 070129 (OUD/KALW. 13/11, GEM. SI/KALW. 110/9)
  - V 130056 (OUD/KALW. 12/10, GEM. SI/KALW. 105/10, TKP 368)
    - V 090302
    - V 020048 (OUD/KALW. 11/9, GEM. SI/KALW. 112/9)
- LVP 150041 (OUD/KALW. 10/2, GEM. SI/KALW. 99/2, TKP 355)

Geboortegemak Waarde	Speenkalf Waarde	Vrugbaarheids-waarde	Onderhouds-waarde	Koeiwaarde	Groei-waarde	Karkas-waarde
87	95	94	92	91	95	113

Kalf en Moeder			Vrugbaarheid				Na-Speen Groei			Raam			Karkas		
Geb. Dir.	Spn. Dir.	Spn. Mat.	Skr. Omtr.	Vers Vrugb.	Koei Vrugb.	Lankl.	Na-Speen	GDT	VOV	Volw. Gewig	Hoogte	Lengte	OSO	Vet	Mar
90	99	111	127	97	94	98	95	96	95	106	101	102	114	109	97

Spn. Indeks	365D Indeks	540D Indeks	GDT Indeks	VOV Indeks	Skrotum	LH
103	111	107	-	-	404	1.17

Miostatien	
Q204X	0
NT821	0
F94L	0

OPMERKINGS:

LOGIX EBV Analise: 2025-08-17

LOT 12 — *B2 BONSMARAS*

LVP 220510
2022-11-26
B

Ouerskap	Vaar	Moer
DNS ✔		
Genomies		

- VV 150063
  - VV 120139 HH(c)
    - VV 090089
    - VV 090475 HH(c) (OUD/KALW. 15/13, GEM. SI/KALW. 109/11)
  - VV 070084 (OUD/KALW. 9/6, GEM. SI/KALW. 102/6, TKP 410)
    - VV 040257
    - VV 040048 (OUD/KALW. 4/3, GEM. SI/KALW. 86/2)
- LVP 200195 (OUD/KALW. 5/2, GEM. SI/KALW. 106/1, TKP 598)

Geboortegemak Waarde	Speenkalf Waarde	Vrugbaarheids-waarde	Onderhouds-waarde	Koeiwaarde	Groei-waarde	Karkas-waarde
113	94	101	122	102	108	102

Kalf en Moeder			Vrugbaarheid				Na-Speen Groei			Raam			Karkas		
Geb. Dir.	Spn. Dir.	Spn. Mat.	Skr. Omtr.	Vers Vrugb.	Koei Vrugb.	Lankl.	Na-Speen	GDT	VOV	Volw. Gewig	Hoogte	Lengte	OSO	Vet	Mar
117	81	120	117	119	92	92	82	109	118	81	118	110	104	96	105

Spn. Indeks	365D Indeks	540D Indeks	GDT Indeks	VOV Indeks	Skrotum	LH
106	107	107	-	-	370	1.17

Miostatien	
Q204X	0
NT821	0
F94L	0

OPMERKINGS:

LOGIX EBV Analise: 2025-08-17

© Compiled by the South African Stud Book and Livestock Improvement Association
All Pedigree- and Performance Data has been certified as correct

BULLS

LOT 13 — *EL TAURO BONSMARAS*

HIT 230147 Pp(c)
2023-11-25
SP

Parentage	Sire	Dam
DNA		
Genomic		

- HIT 200194 Pp(c)
  - HCO 120180
    - AG 060027
    - BG 040056 — AGE/CALV. 14/11, AVG. WI/CALV. 103/11
  - HIT 120079 — AGE/CALV. 11/8, AVG. WI/CALV. 106/7, ICP 483
    - HIT 070046
    - HIT 070145 — AGE/CALV. 14/9, AVG. WI/CALV. 100/7
- HIT 150043 — AGE/CALV. 10/5, AVG. WI/CALV. 107/5, ICP 492
  - HIT 100144
    - RGR 990123
    - HIT 060155 — AGE/CALV. 15/10, AVG. WI/CALV. 107/9
  - HIT 040086 — AGE/CALV. 13/7, AVG. WI/CALV. 102/6, ICP 497
    - HIT 000037
    - HIT 960035 — AGE/CALV. 9/6, AVG. WI/CALV. 109/4

Calving Ease Value	Weaner Calf Value	Fertility Value	Maintenance Value	Cow Value	Growth Value	Carcass Value
100	109	89	91	104	99	108

Calf and Mother			Fertility				Post-Wean Growth			Frame			Carcass		
Birth Dir.	Wean Dir.	Wean Mat.	Scr. Circ.	Heifer Fert.	Cow Fert.	Longev.	Post Wean	ADG	FCR	Mature Weight	Height	Length	EMA	Fat	Mar
99	102	123	101	87	90	108	103	101	106	108	111	113	108	121	107

Wean Index	365D Index	540D Index	ADG Index	FCR Index	Scrotum	LH
107	117	110	-	-	-	-

Myostatin	
Q204X	1
NT821	0
F94L	0

REMARKS: Poena, Vroegryp, Uitstaande kloue, Speenkalfbul

LOGIX EBV Analysis: 2025-08-17

LOT 14 — *B2 BONSMARAS*

LVP 220585
2022-12-30
B

Parentage	Sire	Dam
DNA ✔		
Genomic		

- V 170265
  - V 140119
    - VV 110285
    - V 070129 — AGE/CALV. 13/11, AVG. WI/CALV. 110/9
  - V 130056 — AGE/CALV. 12/10, AVG. WI/CALV. 105/10, ICP 368
    - V 090302
    - V 020048 — AGE/CALV. 11/9, AVG. WI/CALV. 112/9
- LVP 140082 — AGE/CALV. 11/2, AVG. WI/CALV. 102/2, ICP 319

Calving Ease Value	Weaner Calf Value	Fertility Value	Maintenance Value	Cow Value	Growth Value	Carcass Value
84	95	93	96	90	88	110

Calf and Mother			Fertility				Post-Wean Growth			Frame			Carcass		
Birth Dir.	Wean Dir.	Wean Mat.	Scr. Circ.	Heifer Fert.	Cow Fert.	Longev.	Post Wean	ADG	FCR	Mature Weight	Height	Length	EMA	Fat	Mar
86	100	109	89	97	99	88	98	85	80	102	108	100	108	109	96

Wean Index	365D Index	540D Index	ADG Index	FCR Index	Scrotum	LH
108	93	102	-	-	353	1.16

Myostatin	
Q204X	0
NT821	0
F94L	0

REMARKS:

LOGIX EBV Analysis: 2025-08-17

LOT 15 — *B2 BONSMARAS*

LVP 220487
2022-11-20
B

Parentage	Sire	Dam
DNA ✔		
Genomic		

- V 160086
  - V 120268
    - V 090260
    - V 050051 — AGE/CALV. 11/9, AVG. WI/CALV. 103/10
  - V 120258 — AGE/CALV. 6/4, AVG. WI/CALV. 104/4, ICP 387
    - ALF 050088
    - V 080389 — AGE/CALV. 7/4, AVG. WI/CALV. 102/4
- LVP 170107 — AGE/CALV. 8/3, AVG. WI/CALV. 108/1, ICP 357

Calving Ease Value	Weaner Calf Value	Fertility Value	Maintenance Value	Cow Value	Growth Value	Carcass Value
95	93	101	89	93	98	110

Calf and Mother			Fertility				Post-Wean Growth			Frame			Carcass		
Birth Dir.	Wean Dir.	Wean Mat.	Scr. Circ.	Heifer Fert.	Cow Fert.	Longev.	Post Wean	ADG	FCR	Mature Weight	Height	Length	EMA	Fat	Mar
91	98	105	117	100	101	97	91	99	97	110	89	101	119	107	92

Wean Index	365D Index	540D Index	ADG Index	FCR Index	Scrotum	LH
108	111	100	-	-	384	1.22

Myostatin	
Q204X	0
NT821	0
F94L	0

REMARKS:

LOGIX EBV Analysis: 2025-08-17

© Compiled by the South African Stud Book and Livestock Improvement Association
All Pedigree- and Performance Data has been certified as correct

BULLE

LOT 16 — *EL TAURO BONSMARAS*

HIT 230130 HH(c)
2023-11-03
SP

Ouerskap	Vaar	Moer
DNS		
Genomies		

- MCU 200177 Pp(c)
  - MCU 170039 Pp(c)
    - VV 130330 Pp(c)
    - MCU 120112 Pp(c) — OUD/KALW. 10/7, GEM. SI/KALW. 107/7
  - MCU 150176 Pp(c) — OUD/KALW. 9/6, GEM. SI/KALW. 99/5, TKP 452
    - AG 100069
    - MCU 090003 Pp(c) — OUD/KALW. 12/10, GEM. SI/KALW. 94/9
- HIT 180137 — OUD/KALW. 5/3, GEM. SI/KALW. 104/1, TKP 336
  - HIT 130048
    - HIT 070046
    - HIT 020013 — OUD/KALW. 15/10, GEM. SI/KALW. 103/11
  - HIT 160135 — OUD/KALW. 8/4, GEM. SI/KALW. 99/4, TKP 472
    - HIT 090060
    - HIT 010019 — OUD/KALW. 17/13, GEM. SI/KALW. 89/12

Geboortegemak Waarde	Speenkalf Waarde	Vrugbaarheids-waarde	Onderhouds-waarde	Koeiwaarde	Groei-waarde	Karkas-waarde
114	96	97	90	97	89	92

Kalf en Moeder			Vrugbaarheid				Na-Speen Groei			Raam			Karkas		
Geb. Dir.	Spn. Dir.	Spn. Mat.	Skr. Omtr.	Vers Vrugb.	Koei Vrugb.	Lankl.	Na-Speen	GDT	VOV	Volw. Gewig	Hoogte	Lengte	OSO	Vet	Mar
110	102	88	107	101	93	103	101	92	100	110	94	97	90	93	100

Spn. Indeks	365D Indeks	540D Indeks	GDT Indeks	VOV Indeks	Skrotum	LH
104	104	100	-	-	-	-

Miostatien	
Q204X	0
NT821	0
F94L	0

OPMERKINGS: Versbul

LOGIX EBV Analise: 2025-08-17

LOT 17 — *B2 BONSMARAS*

LVP 220537
2022-12-09
B

Ouerskap	Vaar	Moer
DNS ✔		
Genomies		

- WAT 150544
  - WAT 110153
    - WAT 070039
    - WAT 070006 — OUD/KALW. 11/10, GEM. SI/KALW. 101/10
  - WAT 110101 — OUD/KALW. 13/10, GEM. SI/KALW. 108/8, TKP 373
    - WAT 090183
    - WAT 080372 — OUD/KALW. 11/9, GEM. SI/KALW. 111/7
- LVP 150023 — OUD/KALW. 10/2, GEM. SI/KALW. 101/2, TKP 380

Geboortegemak Waarde	Speenkalf Waarde	Vrugbaarheids-waarde	Onderhouds-waarde	Koeiwaarde	Groei-waarde	Karkas-waarde
72	89	93	91	85	100	114

Kalf en Moeder			Vrugbaarheid				Na-Speen Groei			Raam			Karkas		
Geb. Dir.	Spn. Dir.	Spn. Mat.	Skr. Omtr.	Vers Vrugb.	Koei Vrugb.	Lankl.	Na-Speen	GDT	VOV	Volw. Gewig	Hoogte	Lengte	OSO	Vet	Mar
82	95	126	115	97	92	97	94	99	98	107	118	108	104	98	89

Spn. Indeks	365D Indeks	540D Indeks	GDT Indeks	VOV Indeks	Skrotum	LH
99	113	105	-	-	379	1.14

Miostatien	
Q204X	0
NT821	0
F94L	0

OPMERKINGS:

LOGIX EBV Analise: 2025-08-17

Bonsmara SA Cattle Breeders' Society

© Compiled by the South African Stud Book and Livestock Improvement Association
All Pedigree- and Performance Data has been certified as correct

Dier Info				Actual Values						Expected Breeding Values											Indices			Dam		
LOT	Animal ID	Sex	SEC	Birth Wt (kg)	205d Wt (kg)	CCB *Ratio*	CCW *Ratio*	Length Height *Ratio*	Scr. Circ. *(mm)*	Birth Dir (kg)	Birth Mat (kg)	Wean Dir (kg)	Wean Mat (kg)	Post Wean (kg)	Mature Weight. (kg)	ADG (g/d)	FCR (kg:kg)	Scr. Circ. (mm)	Height. (mm)	Length (mm)	Wean	ADG	Scr. Circ.	Avg. Wean Index	Nr. Calves	Repr. Index
			Breed Average							0.98	-0.29	14.5	3.7	24	22	78	-36	12.5	-3.0	13.0						
			Auction Average	35	243	-	50.0	1.18	378	1.19	-0.24	12.7	6.9	22	25	69	-34	17.0	-1	17	109	-	108	106	3.0	91
1	HIT 230123	M	SP	25	270	-	-	-	-	0.75	-0.55	15.3	-0.9	27.7	26.8	77	-44	16.3	-5	16	112	-	107	112	3	113
2	LVP 220526	M	B	30	203	-	34.6	-	-	-0.44	-0.96	4.4	4.0	4.6	12.3	80	-41	17.5	-5	15	98	-	109	101	3	120
3	LVP 220413	M	B	34	210	-	45.2	1.20	350	0.96	0.37	8.8	3.0	20.8	11.6	14	-21	3.8	-6	5	100	-	85	92	2	80
4	HIT 230173	M	SP	36	248	-	-	-	-	0.98	-0.56	11.3	7.7	23.4	11.4	70	-37	5.2	-5	14	106	-	87	103	4	94
5	LVP 220462	M	B	37	299	-	67.4	1.21	376	2.21	-0.28	22.8	14.1	20.2	37.6	70	-1	17.3	9	28	149	-	108	149	2	82
6	LVP 220431	M	B	33	217	-	51.4	1.15	367	0.25	0.40	6.2	7.8	14.8	11.3	118	-58	21.7	8	22	104	-	116	104	1	-
7	HIT 230006	M	SP	32	253	-	-	-	-	0.78	-0.38	14.8	8.1	27.9	16.5	87	-44	12.5	-6	17	115	-	100	101	10	108
8	LVP 220181	M	B	43	274	-	-	1.19	376	2.32	0.17	12.4	3.0	27.7	30.6	20	-13	15.5	-3	6	93	-	105	85	2	65
9	LVP 220428	M	B	33	261	-	64.5	1.22	420	0.98	-1.33	15.5	6.0	23.3	41.0	102	-44	38.2	-10	18	129	-	144	129	2	71
10	HIT 220157	M	SP	-	281	-	-	-	-	2.02	-0.58	16.3	13.8	28.1	30.1	54	-33	11.5	3	19	105	-	98	99	4	105
11	LVP 220587	M	B	-	217	-	49.3	1.17	404	2.06	0.13	14.1	7.1	22.0	31.3	63	-28	28.2	-2	15	103	-	127	99	2	85
12	LVP 220510	M	B	33	220	-	52	1.17	370	-0.83	0.35	3.8	9.9	10.0	-6.9	112	-65	22.5	11	22	106	-	117	106	2	63
13	HIT 230147	M	SP	38	261	-	-	-	-	1.04	-0.42	15.6	10.8	30.8	33.0	83	-46	13	6	25	107	-	101	107	5	80
14	LVP 220585	M	B	-	227	-	44.6	1.16	353	2.44	0.09	14.5	6.5	25.5	24.1	22	-4	5.9	3	14	108	-	89	102	2	87
15	LVP 220487	M	B	40	230	-	48.4	1.22	384	1.96	-0.90	13.5	5.3	18.8	37.0	75	-31	22.2	-11	14	108	-	117	108	3	118
16	HIT 230130	M	SP	30	239	-	-	-	-	-0.06	-0.88	15.6	-0.1	29.3	37.2	48	-36	16.3	-8	11	104	-	107	104	3	103
17	LVP 220537	M	B	42	217	-	42.8	1.14	379	2.86	1.31	11.6	11.8	19.5	32.6	73	-33	21.2	11	21	99	-	115	101	2	84

© Compiled by the South African Stud Book and Livestock Improvement Association
All Pedigree- and Performance Data has been certified as correct

EXPLANATION OF CATALOGUE ABBREVIATIONS		VERDUIDELIKING VAN KATALOGUS AFKORTINGS	
Lot Number	LOT	LOT	Lot Nommer
Estimated breeding value	EBV	EBV	Beraamde teelwaarde
Parentage verification	Parentage	Ouerskap	Ouerskap verifikasie
Age in years / Number of calvings	AGE. / CALV.	OUD. / KALF.	Ouderdom in jaar / Aantal kalwings
Average Wean index / Number of calves weaned	Ave WI / CALV.	GEM SI / KALF.	Gemiddelde speen indeks / Aantal kalwers gespeen
Animal identification number	ID	ID	Dier se identifikasie nommer
Herd Book Section	SEC	AFD	Kuddeboek Afdeling
Herd Book Section: Pending Registration	PEN	PEN	Kuddeboek Afdeling: Wag vir Registrasie
Herd Book Section: Not for Registration	NFR	NFR	Kuddeboek Afdeling: Nie vir Registrasie
Herd Book Section: Foundation Generation	FO	FO	Kuddeboek Afdeling: Fondasie Generasie
Herd Book Section: Appendix A	A	A	Kuddeboek Afdeling: Aanhangsel A
Herd Book Section: Appendix B	B	B	Kuddeboek Afdeling: Aanhangsel B
Herd Book Section: Studbook Proper, a registered animal	SP	SP	Kuddeboek Afdeling: Studbook Proper, 'n geregistreerde dier
Genomically Tested	GT	GT	Genomies Getoets
Homozygous Horned (Celtic test)	HH(c)	HH(c)	Homosigoties horings (Celtic toets)
Homozygous Polled (Celtic test)	PP(c)	PP(c)	Homosigotiets Poena (Celtic toets)
Heterozygous Polled (Celtic test)	Pp(c)	Pp(c)	Heterosigoties Poena (Celtic toets)
Phenotypically Polled	P	P	Fenotipies Poena
Intercalving Period	ICP	TKP	Tussen-Kalf Periode
Birth Direct breeding value	Birth Dir.	Geb. Dir	Geboorte Direk teelwaarde
Wean Direct breeding value	Wean Dir.	Spn. Dir.	Speen Direk teelwaarde
Wean Maternal breeding value	Wean Mat.	SPn. Mat.	Speen Maternaal teelwaarde
Scrotal Circumference	Scr. Circ.	Skr. Omt.	Skrotum omtrek
Heifer Fertility	Heifer Fert.	Vers Vrugb.	Vers Vrugbaarheid
Cow Fertility	Cow Fert.	Koei Vrugb.	Koei Vrugbaarheid
Longevity	Longev.	Lankl.	Lanklewendheid
Mature Weight	Mat. Wt.	Volw. Gewig	Volwasse gewig
Average Daily Gain (g/day)	ADG	GDT	Gemiddelde Daaglikse Toename
Feed Conversion Ratio (kg:kg)	FCR	VOV	Voeromset Verhouding
Eye Muscle Area	EMA	OSO	Oogspier grootte
Backfat Thickness	Fat	Vet	Rugvet Diepte
Marbeling (intra-muscular fat)	Mar	Mar	Marmering (binne-spierse vet)
365-day weight index	365D Index	365D Indeks	365-dae gewig indeks
540-day weight index	540D Index	540D Indeks	540-dae gewig indeks
Length-Height ratio	LH	LH	Lengte-Hoogte Verhouding
Actual Birth weight	Birth Wt.	Geb. gewig	Werklike Geboorte gewig
205-day Dam-age corrected weight	205d Wt.	205d gewig	205-dag Moeder-ouderdom gekorrigeerde gewig
Cow-Calf Birth Ratio	CCG	KKG	Koei-Kalf Geboorte Verhouding
Cow-Calf Wean Ratio	CCW	KKS	Koei-Kalf Speen Verhouding
Average Weaning Index	Avg. Wean Index	Gem. Spn. Indeks	Gemiddelde speen indeks
Number of Calves	Nr. Calves	Aant. Kalw.	Aantal kalwers
Reproduction Index	Repr. Index	Repr. Indeks	Reproduksie indeks
Animal sex: M - Male, F - Female	M / F	M / V	Dier geslag: M - Manlik, V - Vroulik