OFFICIAL AUCTION CATALOGUE FOR

TIPTREE/AVONDALE PRODUCTION SALE

GRAHAMSTOWN

16 September 2025

All Pedigree- and Performance Data is as recorded on LOGIX on 01 September 2025

Tuli
Fertile, Profitable Veld Cattle
Vrugbare, Winsgewende Veldbees

SA STAMBOEK STUD BOOK

© 2025 South African Stud Book and Animal Improvement Association

ANIMAL, OWNER AND PEDIGREE INFORMATION

1 2 3 4 5

LOT 1 (M)

Breed Logo

SB 200201 PP(c)

6

7

Herd Book	**SP**
Birth date	**2020-01-02**
Age	**2y 7m**
Inbreeding	**1%**
DNA	**ABC001234**

9 (& 10)

Parentage	Sire	Dam
DNA	✔	
Genomic	✔	

11

SB 140007

SB 140010
Age 7 | AFC 27 | ICP 366
Calves 6 | Weaned 2
Avg. WI 89 | Wean Mat. 93

Calvings: 16-11, 17-10, 18-10, 20-03, 21-03, 22-04, 23-04

12

SB 110001

SB 110012 P
Age 10 | AFC 32 | ICP 475
Calves 5 | Weaned -
Avg. WI - | Wean Mat. 80

SB 110001

SB 060004 PcH
Age 13 | AFC 72 | ICP 360
Calves 8 | Weaned 7
Avg. WI 105 | Wean Mat. 110

13

SUPERBULL BREEDERS

8

Town, Province
078 737 2855
super_bull@webmail.com

1. Lot Number & sex (mixed lots)
2. Breed's logo
3. **GT** - animal is genomically tested
4. Animal Identification Number
5. Polled Status
   - Celtic: PP(c)/Pp(c) - polled, HH(c) - horned
   - Phenotypic: P/PcH - polled, HH - horned, SC - scurs
6. Animal's photo, or Herd's logo
7. Herd's logo
8. Owner's information
9. Animal's information
   - Herd book section
   - Birth date
   - Animal's age
   - Animal's inbreeding percentage
   - DNA Number - if available
10. Additional information (only females)
    - Age at first calving
    - Number of calves born
    - Number of calves weaned
    - Average Wean Index
    - Intercalving Period
11. Parentage Verification - a green tick (✔) indicates that the sire and/or dam has been verified via microsatellite (DNA) and/or Genomic testing
12. Dam information
    - Age and Number of Calvings
    - Average Wean Index and Number of Calves Weaned
    - Age at First Calving and Intercalving Period
    - Cow award
13. Four (4) generation pedigree

QR Code
This code can be scanned with a smart device. It redirects to the animal's information on **www.SABeefBulls.com** where additional information for the animal is available.

Myostatin	
Q204X	Free
NT821	Carrier
F94L	Not Tested

Myostatin Results
- Free - free from double muscling genes
- Carrier - heterozygotic / carrier of one double muscling gene
- D. Muscled - homozygotic / double muscled

GENETIC VALUES - BUILDING BLOCKS

Calf and Mother				Fertility				Post-Wean Growth			Frame			Carcass		
Birth Dir.	Birth Mat.	Wean Dir.	Wean Mat.	Scr. Circ.	Heifer Fert.	Cow Fert.	Longev.	Post Wean	ADG	FCR	Mature Weight	Height	Length	EMA	Fat	Mar
83	**121**	**130**	**89**	**112**	**84**	**101**	**112**	**125**	**126**	**129**	**113**	**104**	**115**	**149**	**82**	**119**
87%	*70%*	*83%*	*70%*	*81%*	*68%*	*59%*	*69%*	*72%*	*76%*	*80%*	*65%*	*81%*	*80%*	*77%*	*74%*	*73%*
10	11	12	13	16	14	15	17	18	19	20	21	22	23	25	26	27

The Logix Selection Values are compiled of specific genetic building blocks, as indicated in the selection value descriptions on the next page.
These genetic building blocks are indicated in the catalogue by their Breeding Value indices and accuracies.

PHENOTYPIC VALUES

Birth Weight	205D Weight	365D Weight	540D Wegiht	ADG Index	FCR Index	Scrotum	LH
47kg	**239kg** | *109 (19)*	**284kg** | *99 (10)*	**390kg** | *92 (10)*	**1680g/d** | *90 (13)*	**6.08** | *98*	**353mm** (D1)	**1.20**
10	12			19	20	16	24

- 205D, 365D, 540D weights - adjusted weaning, year and 18 month weights, the phenotypic index obtained, and the number of animals in the contemporary group
- ADG and FCR Indices - phenotypic index obtained within the animal's contemporary group
- Scrotum - adjusted scrotal circumference, in mm, as measured at the end of the growth test, as well as the growth test type
- Length-Height Ratio (LH) - the animal's length to height ratio, as measured at the end of the growth test

© Compiled by the South African Stud Book and Livestock Improvement Association
All Pedigree- and Performance Data is as recorded on LOGIX on 01 September 2025

LOGIX SELECTION VALUES

COW VALUE	108
103	Calving Ease Value
118	Calf Growth Value
86	Milk Value
80	Maintenance Value
110	Fertility Value
GROWTH VALUE	105
CARCASS VALUE	110
PRODUCTION VALUE	103



Logix Cow Value

Selection of:

- Fertile cows,
- with low maintenance,
- that calf easily,
- and wean heavy calves relative to own weight

Calving Ease Value
Low birth weight calves

Measurement: Birth weight
EBVs: Birth Weight Direct and Maternal

Calf Growth Value
Heavy weaner calves

Measurement: Weaning weight
EBVs: Weaning weight Direct

Milk Value
Good mothering ability

Measurement: Weaning weight
EBVs: Weaning weight Maternal

Maintenance Value
Low cow weight

Measurement: Mature cow weight, Weaning weight
EBVs: Mature weight + 10% Wean Maternal

Fertility Value
Fertile cows (calve early and regularly while family is retained in stud herds)

Measurement: Age at first calving, ICP and retention
EBVs: Heifer fertility, Cow fertility, and Longevity

Logix Growth Value

Selection for efficient growers on veld and in feedlot

Measurements: Phase C and D Growth test traits

EBVs: Weaning weight, End weight, ADG and Intake

Logix Carcass Value

Selection for higher meat yields on a carcass

Measurements: Phase C and D Growth test traits, RTU scanning traits

EBVs: End weight, Eye Muscle Area and Fat

Logix Production Value

Selection for profitable animals

80% of the Cow Value, and 20% of the Growth Value

HOW TO USE SELECTION VALUES

Logix Breeding Value Indices and Selection Values are versatile and can be used effectively to select various types of animals suitable for different environments and markets. Three examples of selection goals are shown. Always check all selection values for compatiblility with your specific selection goal and never select only on the Cow Value.

AVERAGE ANIMALS

(NO GROWTH EXTREMES)

COW VALUE	112
99	Calving Ease Value
109	Calf Growth Value
108	Milk Value
95	Maintenance Value
104	Fertility Value
GROWTH VALUE	108
CARCASS VALUE	109
PRODUCTION VALUE	109

- Selection Values 90 to 110
- Cow Value & Fertility Value average to high

A safe choice, as animals are profitable in most environments.

GROWERS

(GOOD ENVIRONMENT)

COW VALUE	112
99	Calving Ease Value
109	Calf Growth Value
108	Milk Value
95	Maintenance Value
104	Fertility Value
GROWTH VALUE	108
CARCASS VALUE	109
PRODUCTION VALUE	109

- Calf Growth / Growth Value > 110
- Cow Value & Fertility Value average to high

Growers are heavier at birth (lower Calving Ease Value), and heavier at maturity (lower Maintenance Value).

LOW-MAINTENANCE ANIMALS

(HARSH ENVIRONMENT)

COW VALUE	112
99	Calving Ease Value
109	Calf Growth Value
108	Milk Value
95	Maintenance Value
104	Fertility Value
GROWTH VALUE	108
CARCASS VALUE	109
PRODUCTION VALUE	109

- Maintence Value > 110
- Cow Value & Fertility Value average to high

Lighter cows have a lower maintenance (higher Maintenance Value).

© Compiled by the South African Stud Book and Livestock Improvement Association

EXPLANATION OF BREEDING VALUES AND SELECTION VALUES

		Traits	Description/Measurement	Goal	General Guidelines						
						<80	<90	90-110	>110	>120	
Selection Values	1	**Cow Value**	Combination of Calving Ease, Calf Growth, Milk, Maintenance and Fertility Values (Rand-Value)	Profitable Cow	Loss						Profit
	2	**Calving Ease Value**	Risk for calving problems (calf too heavy) vs calf too small	Avg. birth weight	High						Low
	3	**Calf Growth Value**	Calf's genetic ability for pre-weaning growth	Heavy weaner calf	Light						Heavy
	4	**Milk Value**	Cow's genetic mothering and milking ability	Enough milk for the calf	Less						More
	5	**Maintenance Value**	Maintenance requirements of cow (cow weight and milk)	Low cow maintenance	High					*	Low
	6	**Fertility Value**	Fertility and retention of cows and heifers	Fertile cows	Low						High
	7	**Growth Value**	Efficient growth on veld and in feedlot (R-value)	Profitable growth	Loss						Profit
	8	**Carcass Value**	Meat on carcass (Weight and RTU EBVs)	More meat on the carcass	Less						More
	9	**Production Value**	Combination of Cow- and Growth values (R-value)	Profitable animals	Loss						Profit
Cow & Heifer	10	**Birth Weight Direct**	Birth weight (Calf's genetic ability)	Avg. birth weight	Heavy						Light
	11	**Birth Weight Maternal**	Birth weight (Cow's genetic ability)	Easy calving	Heavy						Light
	12	**Weaning Weight Direct**	Weaning weight (Calf's genetic ability)	Heavy weaner calves	Light						Heavy
	13	**Weaning Weight Maternal**	Weaning weight (Cow's genetic ability)	Good mothers	Poor						Good
	21	**Mature Cow Weight**	Cow weight at weaning of first three calves	Avg. mature cow weight	Light				*	*	Heavy
		Cow-Calf Birth	EBV Birth Direct / EBV Mature Cow weight	Average	Low						High
		Cow-Calf Wean	EBV Wean Direct / EBV Mature Cow weight	High calf-cow ratio	Low						High
Fertility	14	**Heifer Fertility**	Age at first calving	Fertile heifers	Less						More
	15	**Cow Fertility**	First 3 inter-calving periods (ICPs)	Fertile cows	Less						More
	16	**Scrotal Circumference**	As measured during the growth test	Fertile bulls	Less						More
	17	**Longevity**	Retention of progeny	Acceptable progeny	Poor						Good
Growth & Frame	18	**Post-Wean Weight**	12- and 18 month weights	Good post-wean growth	Low					*	High
	19	**Average Daily Gain**	Average daily gain	Good growth	Poor						Good
	20	**Feed Conversion Ratio**	100g feed intake / g weight gain	Feed efficiency	Poor						Good
		Final Test Weight	Final weight in the growth test	Heavy carcass	Light					*	Heavy
	22	**Height**	Shoulder / Hip height in growth test	Average height	Short						Tall
	23	**Length**	Length in growth test	Longer for more muscle	Short						Long
	24	**Length-Height Ratio**	EBV Length / EBV Height	Longer rather than tall	<1						>1
Carcass	25	**Eye Muscle Area**	RTU measured eye muscle area	Bigger steaks	Small						Big
	26	**Fat Thickness**	RTU measured P8 backfat thickness	Carcass quality	Thin						Thick
	27	**Marbling**	RTU measured % of intra-muscular fat	Juicy meat	Low						High

* Determined by own selection goal

INTERPRETATION OF BREEDING VALUE INDICES

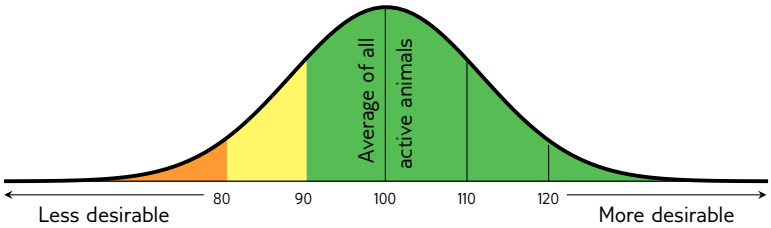

Average between 90 and 110

(Acceptable between 80 and 120)

© Compiled by the South African Stud Book and Livestock Improvement Association

All Pedigree- and Performance Data is as recorded on LOGIX on 01 September 2025

LOT 1 (M)

ADM 230026

Herd Book	SP
Birth date	2023-04-18
Age	2y 5m
Inbreeding	3%
DNA	WSC043069

Parentage	Sire	Dam
DNA		
Genomic	✔	

- **GH 190009** Wean Mat. 96
  - **AVR 150076** Wean Mat. 111
    - **AVR 110050**
    - **V 120123** Age 3y | Avg. WI 99 | Calves 1 | Weaned 1
  - **GH 160063** Age 4y | AFC 34m | ICP 445d | Calves 2 | Weaned 2 | Wean Mat. 90 | Avg. WI 101 | CCB - | CCW 49.2
    - **ASE 060103**
    - **GH 11015A** Age 11y | Avg. WI 101 | Calves 8 | Weaned 8
- **ADM 200017** Age 3y | AFC 32m | ICP - | Calves 1 | Weaned 1 | Wean Mat. 97 | Avg. WI 106 | CCB - | CCW 49.2 | Calvings: 23-04
  - **AM 130091** Wean Mat. 103
    - **R 030012**
    - **AM 080005** Age 7y | Avg. WI 101 | Calves 4 | Weaned 4
  - **ADM 120003** Age 10y | AFC - | ICP 380d | Calves 8 | Weaned 6 | Wean Mat. 95 | Avg. WI 94 | CCB - | CCW 49.2

A.D. MULLINS
Grahamstown, Eastern Cape
mullins@isat.co.za
P.O. BOX 430,,KENTON-ON-SEA, 6191

COW VALUE	89
103	Calving Ease Value
101	Calf Growth Value
93	Milk Value
109	Maintenance Value
74	Fertility Value
GROWTH VALUE	82
CARCASS VALUE	99
PRODUCTION VALUE	85

LOGIX GENETICS | GENETRIX — EBV Analysis 2025-08-19

Calf and Mother				Fertility			
Birth Dir.	Birth Mat.	Wean Dir.	Wean Mat.	Scr. Circ.	Heifer Fert.	Cow Fert.	Longev.
100	114	101	93	97	83	74	100
85%	78%	83%	79%	84%	77%	60%	80%

Post-Wean Growth			Frame			Carcass		
Post Wean	ADG	FCR	Mature Weight	Height	Length	EMA	Fat	Mar
87	91	94	90	88	99	128	107	132
82%	81%	76%	79%	83%	81%	81%	83%	81%

Birth Weight	205D Weight	365D Weight	540D Weight	Avg. Carcass Weight
33kg	230kg | *106 (5)*	-	-	0

Myostatin	
Q204X	Free
NT821	Carrier
F94L	Free

SELLER REMARKS: Injections: Supvax, Ivermec gold Tests: Sheathwash, Fertility, CA and TB Comments: TAN. POLLED. He is well balanced with good capacty and muscling, with good wean, calf growth and maintenance figures.

LOT 2 (M)

TT 230091

Herd Book	SP
Birth date	2023-11-04
Age	1y 10m
Inbreeding	6%
DNA	USC057589

Parentage	Sire	Dam
DNA		
Genomic	✔	

- **A 200010** Wean Mat. 116
  - **AM 130144** Wean Mat. 90
    - **H 050089**
    - **AM 060010** Age 14y | Avg. WI 95 | Calves 11 | Weaned 7
  - **ASE 130034** Age 11y | AFC 35m | ICP 421d | Calves 8 | Weaned 8 | Wean Mat. 131 | Avg. WI 100 | CCB - | CCW 46.9
    - **ASE 060105**
    - **ASE 090033** Age 4y | Avg. WI 106 | Calves 2 | Weaned 2
- **TT 180062** Age 6y | AFC 33m | ICP 378d | Calves 4 | Weaned 4 | Wean Mat. 114 | Avg. WI 113 | CCB - | CCW 46.9 | Calvings: 21-09, 22-11, 23-11, 24-10
  - **AM 100079** Wean Mat. 97
    - **W 060015**
    - **AM 060028** Age 8y | Avg. WI 107 | Calves 6 | Weaned 5
  - **CR 070102** Age 14y | AFC 37m | ICP 376d | Calves 11 | Weaned 10 | Wean Mat. 91 | Avg. WI 102 | CCB - | CCW 46.9
    - **HBH 040825**
    - **CR 040013** Age 11y | Avg. WI 94 | Calves 7 | Weaned 4

S.T.R. MAINSSHEARD
Port Elizabeth, Eastern Cape
0823234286
crosswayfarm@gmail.com
P.O. BOX 8,,THORNHILL, 6375

COW VALUE	125
100	Calving Ease Value
110	Calf Growth Value
125	Milk Value
93	Maintenance Value
102	Fertility Value
GROWTH VALUE	87
CARCASS VALUE	110
PRODUCTION VALUE	119

LOGIX GENETICS | GENETRIX — EBV Analysis 2025-08-19

Calf and Mother				Fertility			
Birth Dir.	Birth Mat.	Wean Dir.	Wean Mat.	Scr. Circ.	Heifer Fert.	Cow Fert.	Longev.
98	109	110	125	79	101	101	119
81%	72%	79%	73%	79%	69%	54%	72%

Post-Wean Growth			Frame			Carcass		
Post Wean	ADG	FCR	Mature Weight	Height	Length	EMA	Fat	Mar
109	87	76	104	94	108	114	84	92
76%	74%	67%	72%	78%	75%	74%	77%	74%

Birth Weight	205D Weight	365D Weight	540D Weight	Avg. Carcass Weight
32kg	246kg | *107 (16)*	-	-	0

Myostatin	
Q204X	Free
NT821	Free
F94L	Free

SELLER REMARKS: Inentings / Injections:Supervax, Ivomec Gold
Toetse / Tests: Sheathwash, Fertility, CA and TB
Kommentaar / Comments: TAN, POLLED. A bull with very good milk and calf growth out of a very good dam line

© Compiled by the South African Stud Book and Livestock Improvement Association
All Pedigree- and Performance Data is as recorded on LOGIX on 01 September 2025

LOT 3 (M) — ADM 230015

AVONDALE TULISTUD Est 1998
Rooted in Heritage Bred for the Future

Herd Book	SP
Birth date	2023-03-24
Age	2y 6m
Inbreeding	7%
DNA	WSC043067

Parentage	Sire	Dam
DNA		
Genomic	✔	

- **TT 150053** Wean Mat. 106
  - **AM 100079** Wean Mat. 97
    - **W 060015**
    - **AM 060028** Age 8y | Avg. WI 107 Calves 6 | Weaned 5
  - **XY 100030** Age 12y | AFC 34m | ICP 388d Calves 9 | Weaned 7 | Wean Mat. 90 Avg. WI 100 | CCB - | CCW -
    - **ASE 010040**
    - **XY 070012** Age 12y | Avg. WI 92 Calves 11 | Weaned 11
- **TT 190012** Age 4y | AFC 31m | ICP 379d Calves 2 | Weaned 2 | Wean Mat. 93 Avg. WI 99 | CCB - | CCW - Calvings: 22-03, 23-03
  - **R 090050** Wean Mat. 114
    - **R 040057**
    - **R 050014** Age 7y | Avg. WI 106 Calves 4 | Weaned 3
  - **TT 140036** Age 5y | AFC 34m | ICP 373d Calves 3 | Weaned 3 | Wean Mat. 97 Avg. WI 106 | CCB - | CCW -
    - **XY 090009**
    - **AVR 080053** Age 11y | Avg. WI 92 Calves 9 | Weaned 6

A.D. MULLINS
Grahamstown, Eastern Cape
mullins@isat.co.za
P.O. BOX 430,,KENTON-ON-SEA, 6191

COW VALUE	102
111	Calving Ease Value
91	Calf Growth Value
98	Milk Value
109	Maintenance Value
107	Fertility Value
GROWTH VALUE	83
CARCASS VALUE	86
PRODUCTION VALUE	98

LOGIX EBV Analysis 2025-08-19

Calf and Mother				Fertility			
Birth Dir.	Birth Mat.	Wean Dir.	Wean Mat.	Scr. Circ.	Heifer Fert.	Cow Fert.	Longev.
112	95	91	98	80	99	109	108
86%	80%	85%	81%	84%	79%	61%	81%

Post-Wean Growth			Frame			Carcass		
Post Wean	ADG	FCR	Mature Weight	Height	Length	EMA	Fat	Mar
83	77	91	90	78	74	93	123	117
84%	81%	77%	80%	83%	81%	81%	83%	81%

Birth Weight	205D Weight	365D Weight	540D Weight	Avg. Carcass Weight
33kg	204kg | *102 (2)*	-	-	0

Myostatin	
Q204X	Free
NT821	Free
F94L	Free

SELLER REMARKS: Injections: Supvax, Ivermec gold Tests: Sheathwash, Fertility, CA and TB Comments: RED.POLLED. An outstanding bull. He has width, a strong topline and hindquarter and a steady set of figures.

LOT 4 (M) — TT 230071

Tip Tree Tuli

Herd Book	SP
Birth date	2023-10-07
Age	1y 11m
Inbreeding	8%
DNA	USC057584

Parentage	Sire	Dam
DNA		
Genomic	✔	

- **G 170072** Wean Mat. 86
  - **R 110003** Wean Mat. 102
    - **R 960039**
    - **R 050015** Age 15y | Avg. WI 103 Calves 13 | Weaned 12
  - **G 140072** Age 11y | AFC 36m | ICP 430d Calves 7 | Weaned 7 | Wean Mat. 101 Avg. WI 110 | CCB - | CCW 48.7
    - **CR 070037**
    - **SW 100011** Age 13y | Avg. WI 104 Calves 10 | Weaned 9
- **TT 170035** Age 6y | AFC 34m | ICP 387d Calves 4 | Weaned 3 | Wean Mat. 101 Avg. WI 106 | CCB - | CCW 48.7 Calvings: 20-08, 21-09, 22-09, 23-10
  - **HBH 140060** Wean Mat. 141
    - **H 050089**
    - **HBH 110067** Age 3y | Avg. WI 114 Calves 1 | Weaned 1
  - **CR 070110** Age 14y | AFC 47m | ICP 387d Calves 10 | Weaned 11 | Wean Mat. 65 Avg. WI 98 | CCB - | CCW 48.7
    - **CR 030052**
    - **CR 040083** Age 4y | Avg. WI 116 Calves 1 | Weaned 1

S.T.R. MAINSSHEARD
Port Elizabeth, Eastern Cape
0823234286
crosswayfarm@gmail.com
P.O. BOX 8,,THORNHILL, 6375

COW VALUE	107
90	Calving Ease Value
123	Calf Growth Value
91	Milk Value
85	Maintenance Value
99	Fertility Value
GROWTH VALUE	111
CARCASS VALUE	128
PRODUCTION VALUE	108

LOGIX EBV Analysis 2025-08-19

Calf and Mother				Fertility			
Birth Dir.	Birth Mat.	Wean Dir.	Wean Mat.	Scr. Circ.	Heifer Fert.	Cow Fert.	Longev.
94	85	123	91	129	93	102	104
86%	80%	85%	81%	85%	79%	61%	81%

Post-Wean Growth			Frame			Carcass		
Post Wean	ADG	FCR	Mature Weight	Height	Length	EMA	Fat	Mar
124	100	85	117	89	99	114	132	130
84%	82%	77%	81%	84%	82%	81%	83%	81%

Birth Weight	205D Weight	365D Weight	540D Weight	Avg. Carcass Weight
35kg	233kg | *99 (16)*	-	-	0

Myostatin	
Q204X	Free
NT821	Free
F94L	Free

SELLER REMARKS: Inentings / Injections: Supervax, Ivomec Gold
Toetse / Tests: Sheathwash, Fertility,CA and TB
Kommentaar / Comments: RED, POLLED, a bull with good depth and muscling with good steady figures.

© Compiled by the South African Stud Book and Livestock Improvement Association
All Pedigree- and Performance Data is as recorded on LOGIX on 01 September 2025

LOT 5 (M) — ADM 230042

AVONDALE TULISTUD Est 1998 — Rooted in Heritage Bred for the Future

Herd Book	SP
Birth date	2023-08-28
Age	2y 1m
Inbreeding	4%
DNA	WSC043074

Parentage	Sire	Dam
DNA		
Genomic	✔	

- GH 190009 — Wean Mat. 96
  - AVR 150076 — Wean Mat. 111
    - AVR 110050
    - V 120123 — Age 3y | Avg. WI 99 | Calves 1 | Weaned 1
  - GH 160063 — Age 4y | AFC 34m | ICP 445d | Calves 2 | Weaned 2 | Wean Mat. 90 | Avg. WI 101 | CCB 9.26 | CCW 57.9
    - ASE 060103
    - GH 11015A — Age 11y | Avg. WI 101 | Calves 8 | Weaned 8
- ADM 210009 — Age 4y | AFC 30m | ICP 367d | Calves 2 | Weaned 2 | Wean Mat. 86 | Avg. WI 107 | CCB 9.26 | CCW 57.9 | Calvings: 23-08, 24-08
  - GH 150004 — Wean Mat. 56
    - XY 120065
    - XY 120042 — Age 7y | Avg. WI 101 | Calves 4 | Weaned 3
  - ADM 180044 — Age 6y | AFC 26m | ICP 371d | Calves 5 | Weaned 4 | Wean Mat. 101 | Avg. WI 94 | CCB 9.26 | CCW 57.9
    - HBH 040858
    - ADM 130023 — Age 5y | Avg. WI 96 | Calves 3 | Weaned 2

A.D. MULLINS
Grahamstown, Eastern Cape
mullins@isat.co.za
P.O. BOX 430,,KENTON-ON-SEA, 6191

COW VALUE	108
90	Calving Ease Value
120	Calf Growth Value
92	Milk Value
102	Maintenance Value
95	Fertility Value
GROWTH VALUE	103
CARCASS VALUE	112
PRODUCTION VALUE	106

LOGIX GENETICS GENETICA — EBV Analysis 2025-08-19

Calf and Mother				Fertility			
Birth Dir.	Birth Mat.	Wean Dir.	Wean Mat.	Scr. Circ.	Heifer Fert.	Cow Fert.	Longev.
87	117	120	92	111	104	92	109
85%	79%	84%	80%	84%	78%	60%	80%

Post-Wean Growth			Frame			Carcass		
Post Wean	ADG	FCR	Mature Weight	Height	Length	EMA	Fat	Mar
108	102	94	96	97	96	75	132	98
82%	81%	77%	80%	80%	80%	81%	83%	81%

Birth Weight	205D Weight	365D Weight	540D Weight	Avg. Carcass Weight
35kg	242kg | *112 (8)*	-	-	0

Myostatin	
Q204X	Free
NT821	Free
F94L	Free

SELLER REMARKS: Injections: Supvax, Ivermec gold Tests: Sheathwash, Fertility, CA and TB Comments: RED. POLLED. A magnificent bull. He is well fleshed, broad and compact, with outstanding figures. Stud potential. Used in herd. Keeping a semen share.

LOT 6 (M) — ADM 230010

AVONDALE TULISTUD Est 1998 — Rooted in Heritage Bred for the Future

Herd Book	SP
Birth date	2023-03-15
Age	2y 6m
Inbreeding	6%
DNA	WSC043066

Parentage	Sire	Dam
DNA		
Genomic	✔	

- GH 140006 — Wean Mat. 99
  - XY 100005 — Wean Mat. 115
    - M 040002
    - H 980003 — Age 15y | Avg. WI 94 | Calves 11 | Weaned 5
  - GH 110022 — Age 5y | AFC 35m | ICP 399d | Calves 3 | Weaned 3 | Wean Mat. 76 | Avg. WI 89 | CCB - | CCW 51.5
    - HBH 061041
    - GH 070006 — Age 11y | Avg. WI 104 | Calves 8 | Weaned 7
- A 180008 — Age 5y | AFC 40m | ICP 420d | Calves 2 | Weaned 1 | Wean Mat. 99 | Avg. WI 108 | CCB - | CCW 51.5 | Calvings: 22-01, 23-03
  - AM 130144 — Wean Mat. 90
    - H 050089
    - AM 060010 — Age 14y | Avg. WI 95 | Calves 11 | Weaned 7
  - PM 090060 — Age 14y | AFC 38m | ICP 417d | Calves 10 | Weaned 8 | Wean Mat. 93 | Avg. WI 101 | CCB - | CCW 51.5
    - M 060008
    - M 050044 — Age 10y | Avg. WI 96 | Calves 5 | Weaned 3

A.D. MULLINS
Grahamstown, Eastern Cape
mullins@isat.co.za
P.O. BOX 430,,KENTON-ON-SEA, 6191

COW VALUE	111
95	Calving Ease Value
106	Calf Growth Value
100	Milk Value
94	Maintenance Value
118	Fertility Value
GROWTH VALUE	103
CARCASS VALUE	97
PRODUCTION VALUE	110

LOGIX GENETICS GENETICA — EBV Analysis 2025-08-19

Calf and Mother				Fertility			
Birth Dir.	Birth Mat.	Wean Dir.	Wean Mat.	Scr. Circ.	Heifer Fert.	Cow Fert.	Longev.
94	104	106	100	79	106	120	97
86%	81%	85%	81%	85%	79%	62%	81%

Post-Wean Growth			Frame			Carcass		
Post Wean	ADG	FCR	Mature Weight	Height	Length	EMA	Fat	Mar
106	93	85	105	98	93	85	76	62
84%	82%	77%	81%	84%	82%	82%	83%	82%

Birth Weight	205D Weight	365D Weight	540D Weight	Avg. Carcass Weight
35kg	252kg | *108 (7)*	-	-	0

Myostatin	
Q204X	Free
NT821	Free
F94L	Free

SELLER REMARKS: Injections: Supvax, Ivermec gold Tests: Sheathwash, Fertility, CA and TB Comments: TAN POLLED. A top bull. He is broad, deep, long and wide, with good muscling. Outstanding figures. Stud Potential. Keeping a semen share.

© Compiled by the South African Stud Book and Livestock Improvement Association
All Pedigree- and Performance Data is as recorded on LOGIX on 01 September 2025

LOT 7 (M)

TT 230031

Herd Book	SP
Birth date	2023-09-09
Age	2y
Inbreeding	6%
DNA	USC057575

Parentage	Sire	Dam
DNA		
Genomic	✔	

- G 170072 — Wean Mat. 86
  - R 110003 — Wean Mat. 102
    - R 960039
    - R 050015 — Age 15y | Avg. WI 103 | Calves 13 | Weaned 12
  - G 140072 — Age 11y | AFC 36m | ICP 430d | Calves 7 | Weaned 7 | Wean Mat. 101 | Avg. WI 110 | CCB - | CCW 49.6
    - CR 070037
    - SW 100011 — Age 13y | Avg. WI 104 | Calves 10 | Weaned 9
- TT 180043 — Age 6y | AFC 33m | ICP 384d | Calves 4 | Weaned 4 | Wean Mat. 119 | Avg. WI 101 | CCB - | CCW 49.6 | Calvings: 21-08, 22-09, 23-09, 24-10
  - HBH 140060 — Wean Mat. 141
    - H 050089
    - HBH 110067 — Age 3y | Avg. WI 114 | Calves 1 | Weaned 1
  - TT 130007 — Age 6y | AFC 30m | ICP 456d | Calves 4 | Weaned 3 | Wean Mat. 101 | Avg. WI 104 | CCB - | CCW 49.6
    - XY 110005
    - XY 100068 — Age 7y | Avg. WI 109 | Calves 5 | Weaned 4

S.T.R. MAINSSHEARD
Port Elizabeth, Eastern Cape
0823234286
crosswayfarm@gmail.com
P.O. BOX 8,,THORNHILL, 6375

COW VALUE	116
104	Calving Ease Value
122	Calf Growth Value
108	Milk Value
83	Maintenance Value
82	Fertility Value
GROWTH VALUE	113
CARCASS VALUE	128
PRODUCTION VALUE	116

LOGIX GENETICS | GENETIKA — EBV Analysis 2025-08-19

Calf and Mother				Fertility			
Birth Dir.	Birth Mat.	Wean Dir.	Wean Mat.	Scr. Circ.	Heifer Fert.	Cow Fert.	Longev.
107	83	122	108	127	81	85	112
86%	81%	85%	82%	85%	79%	61%	81%

Post-Wean Growth			Frame			Carcass		
Post Wean	ADG	FCR	Mature Weight	Height	Length	EMA	Fat	Mar
122	110	95	118	106	114	108	105	110
84%	82%	77%	81%	84%	83%	82%	83%	82%

Birth Weight	205D Weight	365D Weight	540D Weight	Avg. Carcass Weight
29kg	226kg | 98 (16)	-	-	0

Myostatin	
Q204X	Free
NT821	Free
F94L	Free

SELLER REMARKS: Inentings / Injections: Supervax, Ivomec Gold
Toetse / Tests: Sheathwash, Fertility, CA and TB
Kommentaar / Comments: DARK RED, SCURS. A well balanced bull with a very good stack of figures. Keeping a semen share.

LOT 8 (M)

TT 230039

Herd Book	SP
Birth date	2023-09-13
Age	2y
Inbreeding	5%
DNA	USC057579

Parentage	Sire	Dam
DNA		
Genomic	✔	

- TT 190020 — Wean Mat. 69
  - GH 140001 — Wean Mat. 58
    - ASE 060103
    - GH 080001 — Age 6y | Avg. WI 101 | Calves 3 | Weaned 3
  - E 160057 — Age 9y | AFC 38m | ICP 373d | Calves 6 | Weaned 6 | Wean Mat. 121 | Avg. WI 105 | CCB - | CCW 44.8
    - AM 090025
    - E 110023 — Age 13y | Avg. WI 106 | Calves 11 | Weaned 8
- TT 160058 — Age 8y | AFC 34m | ICP 381d | Calves 6 | Weaned 6 | Wean Mat. 110 | Avg. WI 101 | CCB - | CCW 44.8 | Calvings: 19-08, 20-08, 21-08, 22-09, 23-09, 24-11
  - XY 120023 — Wean Mat. 90
    - HBH 061018
    - XY 080040 — Age 7y | Avg. WI 75 | Calves 5 | Weaned 3
  - ASE 100005 — Age 8y | AFC 36m | ICP 386d | Calves 6 | Weaned 5 | Wean Mat. 111 | Avg. WI 110 | CCB - | CCW 44.8
    - AVR 060051
    - ASE 070214 — Age 3y | Avg. WI 88 | Calves 1 | Weaned 1

S.T.R. MAINSSHEARD
Port Elizabeth, Eastern Cape
0823234286
crosswayfarm@gmail.com
P.O. BOX 8,,THORNHILL, 6375

COW VALUE	101
84	Calving Ease Value
117	Calf Growth Value
94	Milk Value
90	Maintenance Value
100	Fertility Value
GROWTH VALUE	114
CARCASS VALUE	117
PRODUCTION VALUE	102

LOGIX GENETICS | GENETIKA — EBV Analysis 2025-08-19

Calf and Mother				Fertility			
Birth Dir.	Birth Mat.	Wean Dir.	Wean Mat.	Scr. Circ.	Heifer Fert.	Cow Fert.	Longev.
81	117	117	94	136	101	99	107
86%	81%	85%	81%	85%	79%	61%	80%

Post-Wean Growth			Frame			Carcass		
Post Wean	ADG	FCR	Mature Weight	Height	Length	EMA	Fat	Mar
120	133	127	111	124	129	89	68	103
84%	82%	77%	80%	84%	82%	82%	83%	82%

Birth Weight	205D Weight	365D Weight	540D Weight	Avg. Carcass Weight
38kg	238kg | 100 (16)	-	-	0

Myostatin	
Q204X	Free
NT821	Free
F94L	Free

SELLER REMARKS: Inentings / Injections: Supervax, Ivomec Gold
Toetse / Tests: Sheathwash, Fertility, CA and TB
Kommentaar / Comments: IVORY, POLLED. A bull with length and good growth values out of a bronze elite cow.

© Compiled by the South African Stud Book and Livestock Improvement Association
All Pedigree- and Performance Data is as recorded on LOGIX on 01 September 2025

LOT 9 (M) — ADM 230006

AVONDALE TULISTUD Est 1998 — Rooted in Heritage Bred for the Future

Herd Book	SP
Birth date	2023-03-09
Age	2y 6m
Inbreeding	6%
DNA	WSC043065

Parentage	Sire	Dam
DNA		
Genomic		

- ADM 200031 — Wean Mat. 120
  - AM 130091 — Wean Mat. 103
    - R 030012
    - AM 080005 — Age 7y | Avg. WI 101 | Calves 4 | Weaned 4
  - E 110023 — Age 13y | AFC 30m | ICP 397d | Calves 11 | Weaned 8 | Wean Mat. 136 | Avg. WI 106 | CCB 6.48 | CCW 48.8
    - GNC 080018
    - DT 080008 — Age 8y | Avg. WI 104 | Calves 7 | Weaned 6
- ADM 190041 — Age 5y | AFC 30m | ICP 360d | Calves 4 | Weaned 3 | Wean Mat. 105 | Avg. WI 106 | CCB 6.48 | CCW 48.8 | Calvings: 22-03, 23-03, 24-03, 25-03
  - ADM 160003 — Wean Mat. 85
    - W 070014
    - GH 130052 — Age 7y | Avg. WI 92 | Calves 5 | Weaned 5
  - ADM 160028 — Age 8y | AFC 35m | ICP 358d | Calves 6 | Weaned 6 | Wean Mat. 118 | Avg. WI 103 | CCB 6.48 | CCW 48.8
    - XY 100005
    - XY 090100 — Age 9y | Avg. WI 106 | Calves 6 | Weaned 5

A.D. MULLINS
Grahamstown, Eastern Cape
mullins@isat.co.za
P.O. BOX 430,,KENTON-ON-SEA, 6191

COW VALUE	120
79	Calving Ease Value
125	Calf Growth Value
112	Milk Value
86	Maintenance Value
108	Fertility Value
GROWTH VALUE	110
CARCASS VALUE	128
PRODUCTION VALUE	119

LOGIX GENETICS GENETICA — EBV Analysis 2025-08-19

Calf and Mother				Fertility			
Birth Dir.	Birth Mat.	Wean Dir.	Wean Mat.	Scr. Circ.	Heifer Fert.	Cow Fert.	Longev.
78	100	125	112	140	102	109	115
83%	77%	81%	77%	82%	75%	58%	76%

Post-Wean Growth			Frame			Carcass		
Post Wean	ADG	FCR	Mature Weight	Height	Length	EMA	Fat	Mar
124	131	128	115	135	133	138	101	113
79%	78%	74%	77%	81%	78%	78%	80%	78%

Birth Weight	205D Weight	365D Weight	540D Weight	Avg. Carcass Weight
36kg	253kg | 108 (7)	-	-	0

Myostatin	
Q204X	Free
NT821	Carrier
F94L	Free

SELLER REMARKS: Injections: Supvax, Ivermec gold Tests: Sheathwash, Fertility, CA and TB Comments: VORY. POLLED. A strong bull with great length and growth. Out of an oustanding Dam line. Has very good figures throughout.

LOT 10 (M) — ADM 230038

AVONDALE TULISTUD Est 1998 — Rooted in Heritage Bred for the Future

Herd Book	SP
Birth date	2023-08-27
Age	2y 1m
Inbreeding	6%
DNA	WSC043072

Parentage	Sire	Dam
DNA		
Genomic	✔	

- ADM 210010 — Wean Mat. 65
  - GH 150004 — Wean Mat. 56
    - XY 120065
    - XY 120042 — Age 7y | Avg. WI 101 | Calves 4 | Weaned 3
  - ADM 180014 — Age 5y | AFC 28m | ICP 432d | Calves 3 | Weaned 2 | Wean Mat. 92 | Avg. WI 96 | CCB 6.37 | CCW 41.1
    - HBH 040858
    - ADM 120003 — Age 10y | Avg. WI 94 | Calves 8 | Weaned 6
- TT 180022 — Age 6y | AFC 35m | ICP 371d | Calves 4 | Weaned 4 | Wean Mat. 114 | Avg. WI 97 | CCB 6.37 | CCW 41.1 | Calvings: 21-08, 22-08, 23-08, 24-08
  - TT 120B03 — Wean Mat. 128
    - XY 090051
    - XY 090084 — Age 7y | Avg. WI 99 | Calves 5 | Weaned 4
  - TT 150034 — Age 5y | AFC 36m | ICP 431d | Calves 2 | Weaned 2 | Wean Mat. 109 | Avg. WI 114 | CCB 6.37 | CCW 41.1
    - XY 090051
    - TT 110002 — Age 11y | Avg. WI 96 | Calves 8 | Weaned 7

A.D. MULLINS
Grahamstown, Eastern Cape
mullins@isat.co.za
P.O. BOX 430,,KENTON-ON-SEA, 6191

COW VALUE	90
95	Calving Ease Value
108	Calf Growth Value
83	Milk Value
99	Maintenance Value
89	Fertility Value
GROWTH VALUE	110
CARCASS VALUE	111
PRODUCTION VALUE	91

LOGIX GENETICS GENETICA — EBV Analysis 2025-08-19

Calf and Mother				Fertility			
Birth Dir.	Birth Mat.	Wean Dir.	Wean Mat.	Scr. Circ.	Heifer Fert.	Cow Fert.	Longev.
93	114	108	83	104	97	87	104
84%	78%	83%	79%	83%	77%	59%	79%

Post-Wean Growth			Frame			Carcass		
Post Wean	ADG	FCR	Mature Weight	Height	Length	EMA	Fat	Mar
103	110	96	101	114	110	131	116	126
81%	80%	76%	79%	78%	78%	80%	82%	80%

Birth Weight	205D Weight	365D Weight	540D Weight	Avg. Carcass Weight
33kg	222kg | 102 (8)	-	-	0

Myostatin	
Q204X	Free
NT821	Free
F94L	Free

SELLER REMARKS: Injections: Supvax, Ivermec gold Tests: Sheathwash, Fertility, CA and TB Comments: GOLD. POLLED. A well balanced bull with good capacity and muscling. Growth Value of 110.

© Compiled by the South African Stud Book and Livestock Improvement Association
All Pedigree- and Performance Data is as recorded on LOGIX on 01 September 2025

LOT 11 (M)

TT 230068

Herd Book	SP
Birth date	2023-10-05
Age	1y 11m
Inbreeding	6%
DNA	USC057582

Parentage	Sire	Dam
DNA		
Genomic	✔	

- **G 170072** — Wean Mat. 86
  - **R 110003** — Wean Mat. 102
    - **R 960039**
    - **R 050015** — Age 15y | Avg. WI 103 | Calves 13 | Weaned 12
  - **G 140072** — Age 11y | AFC 36m | ICP 430d | Calves 7 | Weaned 7 | Wean Mat. 101 | Avg. WI 110 | CCB - | CCW 45.7
    - **CR 070037**
    - **SW 100011** — Age 13y | Avg. WI 104 | Calves 10 | Weaned 9
- **TT 180027** — Age 6y | AFC 35m | ICP 375d | Calves 4 | Weaned 3 | Wean Mat. 139 | Avg. WI 114 | CCB - | CCW 45.7 | Calvings: 21-08, 22-10, 23-10, 24-09
  - **HBH 140060** — Wean Mat. 141
    - **H 050089**
    - **HBH 110067** — Age 3y | Avg. WI 114 | Calves 1 | Weaned 1
  - **TT 150056** — Age 4y | AFC 36m | ICP 409d | Calves 2 | Weaned 2 | Wean Mat. 104 | Avg. WI 110 | CCB - | CCW 45.7
    - **AM 100079**
    - **XY 060046** — Age 10y | Avg. WI 99 | Calves 8 | Weaned 8

S.T.R. MAINSSHEARD
Port Elizabeth, Eastern Cape
0823234286
crosswayfarm@gmail.com
P.O. BOX 8,,THORNHILL, 6375

COW VALUE	118
101	Calving Ease Value
121	Calf Growth Value
111	Milk Value
79	Maintenance Value
90	Fertility Value
GROWTH VALUE	104
CARCASS VALUE	119
PRODUCTION VALUE	116

LOGIX GENETICS / GENETIKA — EBV Analysis 2025-08-19

Calf and Mother				Fertility			
Birth Dir.	Birth Mat.	Wean Dir.	Wean Mat.	Scr. Circ.	Heifer Fert.	Cow Fert.	Longev.
104	82	121	111	122	82	95	107
86%	81%	85%	82%	85%	79%	62%	82%

Post-Wean Growth			Frame			Carcass		
Post Wean	ADG	FCR	Mature Weight	Height	Length	EMA	Fat	Mar
121	103	93	123	104	114	103	52	107
84%	82%	78%	82%	85%	83%	82%	83%	82%

Birth Weight	205D Weight	365D Weight	540D Weight	Avg. Carcass Weight
31kg	254kg | 111 (16)	-	-	0

Myostatin	
Q204X	Free
NT821	Free
F94L	Free

SELLER REMARKS: Inentings / Injections: Supervax, Fertilty,CA and TB
Toetse / Tests: Sheathwash, Fertility, CA and TB
Kommentaar / Comments: RED, POLLED. A well muscled bull with good milk and calf growth figures.

LOT 12 (M)

TT 230041

Herd Book	SP
Birth date	2023-09-13
Age	2y
Inbreeding	5%
DNA	USC057580

Parentage	Sire	Dam
DNA		
Genomic	✔	

- **A 200010** — Wean Mat. 116
  - **AM 130144** — Wean Mat. 90
    - **H 050089**
    - **AM 060010** — Age 14y | Avg. WI 95 | Calves 11 | Weaned 7
  - **ASE 130034** — Age 11y | AFC 35m | ICP 421d | Calves 8 | Weaned 8 | Wean Mat. 131 | Avg. WI 100 | CCB - | CCW 46.4
    - **ASE 060105**
    - **ASE 090033** — Age 4y | Avg. WI 106 | Calves 2 | Weaned 2
- **TT 120004** — Age 13y | AFC 32m | ICP 362d | Calves 11 | Weaned 10 | Wean Mat. 115 | Avg. WI 108 | CCB - | CCW 46.4 | Calvings: 14-10, 15-09, 16-09, 17-10, 18-11, 19-10, 20-10, 21-08, 22-09, 23-09, 24-09
  - **HBH 061018** — Wean Mat. 105
    - **CR 010028**
    - **HBH 020686** — Age 5y | Avg. WI 108 | Calves 3 | Weaned 3
  - **XY 040004** — Age 13y | AFC 31m | ICP 412d | Calves 10 | Weaned 8 | Wean Mat. 93 | Avg. WI 103 | CCB - | CCW 46.4
    - **H 000036**
    - **I 980007** — Age 9y | Avg. WI 98 | Calves 6 | Weaned 2

S.T.R. MAINSSHEARD
Port Elizabeth, Eastern Cape
0823234286
crosswayfarm@gmail.com
P.O. BOX 8,,THORNHILL, 6375

COW VALUE	112
112	Calving Ease Value
90	Calf Growth Value
111	Milk Value
110	Maintenance Value
110	Fertility Value
GROWTH VALUE	62
CARCASS VALUE	82
PRODUCTION VALUE	102

LOGIX GENETICS / GENETIKA — EBV Analysis 2025-08-19

Calf and Mother				Fertility			
Birth Dir.	Birth Mat.	Wean Dir.	Wean Mat.	Scr. Circ.	Heifer Fert.	Cow Fert.	Longev.
108	120	90	111	97	101	112	109
86%	80%	84%	81%	84%	78%	62%	80%

Post-Wean Growth			Frame			Carcass		
Post Wean	ADG	FCR	Mature Weight	Height	Length	EMA	Fat	Mar
76	70	67	88	57	72	73	91	99
82%	81%	76%	80%	83%	81%	80%	82%	80%

Birth Weight	205D Weight	365D Weight	540D Weight	Avg. Carcass Weight
30kg	235kg | 102 (16)	-	-	0

Myostatin	
Q204X	Free
NT821	Free
F94L	Free

SELLER REMARKS: Inentings / Injections: Supervax, Fertilty, CA and TB
Toetse / Tests: Sheathwash, Fertility, CA and TB
Kommentaar / Comments: TAN, POLLED. A smaller framed bull out of a very fertile dam with an ICP of 362 days/ 11 calves

© Compiled by the South African Stud Book and Livestock Improvement Association
All Pedigree- and Performance Data is as recorded on LOGIX on 01 September 2025

LOT 13 (M)

ADM 230087

AVONDALE TULISTUD Est 1998
Rooted in Heritage Bred for the Future

Herd Book	SP
Birth date	2023-12-19
Age	1y 9m
Inbreeding	2%

A.D. MULLINS
Grahamstown, Eastern Cape
mullins@isat.co.za
P.O. BOX 430,,KENTON-ON-SEA, 6191

- GH 190009 (Wean Mat. 96)
  - AVR 150076 (Wean Mat. 111)
    - AVR 110050
    - V 120123 — Age 3y | Avg. WI 99 | Calves 1 | Weaned 1
  - GH 160063 — Age 4y | AFC 34m | ICP 445d | Calves 2 | Weaned 2 | Wean Mat. 90 | Avg. WI 101 | CCB 5.62 | CCW 38.2
    - ASE 060103
    - GH 11015A — Age 11y | Avg. WI 101 | Calves 8 | Weaned 8
- ADM 160015 — Age 8y | AFC 35m | ICP 377d | Calves 6 | Weaned 5 | Wean Mat. 105 | Avg. WI 100 | CCB 5.62 | CCW 38.2
  - GH 120013 (Wean Mat. 105)
    - HBH 090203
    - GH 090026 — Age 3y | Avg. WI 93 | Calves 1 | Weaned 1
  - ADM 100012 — Age 7y | AFC - | ICP 363d | Calves 4 | Weaned 2 | Wean Mat. 106 | Avg. WI 88 | CCB 5.62 | CCW 38.2

Parentage	Sire	Dam
DNA		
Genomic		

Calvings: 19-09, 20-08, 21-12, 22-11, 23-12, 24-11

COW VALUE	90
97	Calving Ease Value
97	Calf Growth Value
97	Milk Value
101	Maintenance Value
92	Fertility Value
GROWTH VALUE	73
CARCASS VALUE	83
PRODUCTION VALUE	84

LOGIX GENETICS | GENETRIX — EBV Analysis 2025-08-19

Calf and Mother				Fertility			
Birth Dir.	Birth Mat.	Wean Dir.	Wean Mat.	Scr. Circ.	Heifer Fert.	Cow Fert.	Longev.
98	94	97	97	105	108	87	106
73%	44%	67%	49%	68%	29%	16%	44%

Post-Wean Growth			Frame			Carcass		
Post Wean	ADG	FCR	Mature Weight	Height	Length	EMA	Fat	Mar
87	71	-	97	78	79	82	72	96
54%	55%		45%	65%	56%	55%	63%	56%

Birth Weight	205D Weight	365D Weight	540D Weight	Avg. Carcass Weight
33kg	206kg | 109 (11)	-	-	0

Myostatin	
Q204X	Not Tested
NT821	Not Tested
F94L	Not Tested

SELLER REMARKS: Injections: Supvax, Ivermec gold Tests: Sheathwash, Fertility, CA and TB Comments: GOLD. POLLED. A Powerful young bull. Thick with good muscling and balance. Shows lots of potential.

LOT 14 (M)

ADM 230059

AVONDALE TULISTUD Est 1998
Rooted in Heritage Bred for the Future

Herd Book	SP
Birth date	2023-11-08
Age	1y 10m
Inbreeding	6%
DNA	WSC043078

A.D. MULLINS
Grahamstown, Eastern Cape
mullins@isat.co.za
P.O. BOX 430,,KENTON-ON-SEA, 6191

- GH 140006 (Wean Mat. 99)
  - XY 100005 (Wean Mat. 115)
    - M 040002
    - H 980003 — Age 15y | Avg. WI 94 | Calves 11 | Weaned 5
  - GH 110022 — Age 5y | AFC 35m | ICP 399d | Calves 3 | Weaned 3 | Wean Mat. 76 | Avg. WI 89 | CCB 7.01 | CCW 42
    - HBH 061041
    - GH 070006 — Age 11y | Avg. WI 104 | Calves 8 | Weaned 7
- ADM 170035 — Age 7y | AFC 24m | ICP 368d | Calves 6 | Weaned 6 | Wean Mat. 125 | Avg. WI 105 | CCB 7.01 | CCW 42
  - AM 090025 (Wean Mat. 114)
    - HBH 060976
    - AM 070002 — Age 18y | Avg. WI 99 | Calves 11 | Weaned 7
  - E 110003 — Age 12y | AFC 30m | ICP 362d | Calves 10 | Weaned 8 | Wean Mat. 115 | Avg. WI 102 | CCB 7.01 | CCW 42
    - DT 070021
    - SW 990007 — Age 14y | Avg. WI 105 | Calves 11 | Weaned 11

Parentage	Sire	Dam
DNA		
Genomic	✔	

Calvings: 19-09, 20-10, 21-09, 22-12, 23-11, 24-10

COW VALUE	110
85	Calving Ease Value
110	Calf Growth Value
105	Milk Value
88	Maintenance Value
117	Fertility Value
GROWTH VALUE	131
CARCASS VALUE	116
PRODUCTION VALUE	113

LOGIX GENETICS | GENETRIX — EBV Analysis 2025-08-19

Calf and Mother				Fertility			
Birth Dir.	Birth Mat.	Wean Dir.	Wean Mat.	Scr. Circ.	Heifer Fert.	Cow Fert.	Longev.
88	88	110	105	129	111	117	112
86%	81%	85%	82%	85%	79%	62%	81%

Post-Wean Growth			Frame			Carcass		
Post Wean	ADG	FCR	Mature Weight	Height	Length	EMA	Fat	Mar
109	143	126	112	115	116	91	93	74
84%	82%	77%	82%	84%	82%	82%	83%	82%

Birth Weight	205D Weight	365D Weight	540D Weight	Avg. Carcass Weight
34kg	204kg | 107 (11)	-	-	0

Myostatin	
Q204X	Free
NT821	Free
F94L	Free

SELLER REMARKS: Injections: Supvax, Ivermec gold Tests: Sheathwash, Fertility, CA and TB Comments: RED. POLLED. Top young bull with outstanding figures, out of an elite dam line. Dam-Elite Bronze, Granddam Elite Gold and Farmers Weekly cow. Great Granddam-Elite Gold. Stud Potential. Same Sire as Lot 6.

© Compiled by the South African Stud Book and Livestock Improvement Association
All Pedigree- and Performance Data is as recorded on LOGIX on 01 September 2025

LOT 15 (M)

TT 230033

Herd Book	SP
Birth date	2023-09-11
Age	2y
Inbreeding	6%
DNA	USC057577

Parentage	Sire	Dam
DNA		
Genomic	✔	

G 170072
Wean Mat. 86

R 110003
Wean Mat. 102

R 960039

R 050015
Age 15y | Avg. WI 103
Calves 13 | Weaned 12

G 140072
Age 11y | AFC 36m | ICP 430d
Calves 7 | Weaned 7 | Wean Mat. 101
Avg. WI 110 | CCB - | CCW 46

CR 070037

SW 100011
Age 13y | Avg. WI 104
Calves 10 | Weaned 9

HBH 190078
Age 5y | AFC 34m | ICP 380d
Calves 3 | Weaned 3 | Wean Mat. 87
Avg. WI 94 | CCB - | CCW 46
Calvings: 22-08, 23-09, 24-09

DKH 150284
Wean Mat. 64

AM 100112

DKH 090014
Age 14y | Avg. WI 101
Calves 12 | Weaned 12

HBH 061002
Age 14y | AFC 36m | ICP 368d
Calves 11 | Weaned 11 | Wean Mat. 116
Avg. WI 107 | CCB - | CCW 46

CR 010028

HBH 020673
Age 6y | Avg. WI 95
Calves 4 | Weaned 4

S.T.R. MAINSSHEARD
Port Elizabeth, Eastern Cape
0823234286
crosswayfarm@gmail.com
P.O. BOX 8,,THORNHILL, 6375

COW VALUE	108
97	Calving Ease Value
119	Calf Growth Value
89	Milk Value
88	Maintenance Value
99	Fertility Value
GROWTH VALUE	107
CARCASS VALUE	109
PRODUCTION VALUE	107

LOGIX GENETICS | GENETIKA — EBV Analysis 2025-08-19

Calf and Mother				Fertility			
Birth Dir.	Birth Mat.	Wean Dir.	Wean Mat.	Scr. Circ.	Heifer Fert.	Cow Fert.	Longev.
98	97	119	89	93	89	103	113
86%	81%	86%	82%	85%	79%	61%	81%

Post-Wean Growth			Frame			Carcass		
Post Wean	ADG	FCR	Mature Weight	Height	Length	EMA	Fat	Mar
118	97	81	114	117	109	81	51	101
84%	82%	77%	81%	85%	83%	82%	83%	82%

Birth Weight	205D Weight	365D Weight	540D Weight	Avg. Carcass Weight
31kg	221kg | 95 (16)	-	-	0

Myostatin	
Q204X	Free
NT821	Free
F94L	Free

SELLER REMARKS: Inentings / Injections: Supervax, Ivomec Gold
Toetse / Tests: Sheathwash, Fertility, CA and TB
Kommentaar / Comments: TAN, SCURS. A well balanced bull out of a good dam line.

LOT 16 (M)

TT 230087

Herd Book	SP
Birth date	2023-11-02
Age	1y 10m
Inbreeding	6%
DNA	USC057586

Parentage	Sire	Dam
DNA		
Genomic	✔	

A 200010
Wean Mat. 116

AM 130144
Wean Mat. 90

H 050089

AM 060010
Age 14y | Avg. WI 95
Calves 11 | Weaned 7

ASE 130034
Age 11y | AFC 35m | ICP 421d
Calves 8 | Weaned 8 | Wean Mat. 131
Avg. WI 100 | CCB - | CCW 45.4

ASE 060105

ASE 090033
Age 4y | Avg. WI 106
Calves 2 | Weaned 2

TT 180057
Age 6y | AFC 32m | ICP 386d
Calves 4 | Weaned 4 | Wean Mat. 104
Avg. WI 98 | CCB - | CCW 45.4
Calvings: 21-08, 22-11, 23-11, 24-10

TT 120B03
Wean Mat. 128

XY 090051

XY 090084
Age 7y | Avg. WI 99
Calves 5 | Weaned 4

TT 150009
Age 6y | AFC 30m | ICP 380d
Calves 4 | Weaned 4 | Wean Mat. 102
Avg. WI 103 | CCB - | CCW 45.4

AM 100079

ADM 060008
Age 10y | Avg. WI 101
Calves 8 | Weaned 7

S.T.R. MAINSSHEARD
Port Elizabeth, Eastern Cape
0823234286
crosswayfarm@gmail.com
P.O. BOX 8,,THORNHILL, 6375

COW VALUE	80
92	Calving Ease Value
86	Calf Growth Value
110	Milk Value
107	Maintenance Value
83	Fertility Value
GROWTH VALUE	86
CARCASS VALUE	94
PRODUCTION VALUE	77

LOGIX GENETICS | GENETIKA — EBV Analysis 2025-08-19

Calf and Mother				Fertility			
Birth Dir.	Birth Mat.	Wean Dir.	Wean Mat.	Scr. Circ.	Heifer Fert.	Cow Fert.	Longev.
92	102	86	110	81	84	86	96
85%	79%	84%	79%	83%	77%	60%	79%

Post-Wean Growth			Frame			Carcass		
Post Wean	ADG	FCR	Mature Weight	Height	Length	EMA	Fat	Mar
80	88	86	90	82	87	81	121	99
81%	80%	76%	79%	83%	80%	80%	82%	80%

Birth Weight	205D Weight	365D Weight	540D Weight	Avg. Carcass Weight
36kg	221kg | 92 (16)	-	-	0

Myostatin	
Q204X	Free
NT821	Free
F94L	Free

SELLER REMARKS: Inentings / Injections: Supervax, Fertility, CA and TB
Toetse / Tests:
Kommentaar / Comments: RED, POLLED. A early maturing bull with width and balance.

© Compiled by the South African Stud Book and Livestock Improvement Association
All Pedigree- and Performance Data is as recorded on LOGIX on 01 September 2025

LOT 17 (M)

ADM 230064

AVONDALE TULISTUD Est 1998
Rooted in Heritage Bred for the Future

Herd Book	SP
Birth date	2023-11-16
Age	1y 10m
Inbreeding	6%
DNA	WSC043079

A.D. MULLINS
Grahamstown, Eastern Cape
mullins@isat.co.za
P.O. BOX 430,,KENTON-ON-SEA, 6191

GH 140001 Wean Mat. 58
- **ASE 060103** Wean Mat. 96
  - **ASE 010040**
  - **HBH 020635** Age 11y | Avg. WI 93 | Calves 9 | Weaned 9
- **GH 080001** Age 6y | AFC - | ICP 408d | Calves 3 | Weaned 3 | Wean Mat. 82 | Avg. WI 101 | CCB 7.15 | CCW 43.8
  - **HBH 020637**

HBH 180070 Age 6y | AFC 35m | ICP 367d | Calves 4 | Weaned 4 | Wean Mat. 103 | Avg. WI 104 | CCB 7.15 | CCW 43.8 | Calvings: 21-09, 22-10, 23-11, 24-09
- **W 140043** Wean Mat. 97
  - **ASE 090026**
  - **W 110054** Age 12y | Avg. WI 106 | Calves 9 | Weaned 8
- **HBH 060981** Age 16y | AFC 37m | ICP 368d | Calves 14 | Weaned 13 | Wean Mat. 91 | Avg. WI 98 | CCB 7.15 | CCW 43.8
  - **CR 010028**
  - **HBH 030763** Age 4y | Avg. WI 105 | Calves 2 | Weaned 2

Parentage	Sire	Dam
DNA		
Genomic	✔	

COW VALUE	98
86	Calving Ease Value
127	Calf Growth Value
85	Milk Value
95	Maintenance Value
78	Fertility Value
GROWTH VALUE	105
CARCASS VALUE	110
PRODUCTION VALUE	97

LOGIX GENETICS | GENETICA — EBV Analysis 2025-08-19

Calf and Mother				Fertility			
Birth Dir.	Birth Mat.	Wean Dir.	Wean Mat.	Scr. Circ.	Heifer Fert.	Cow Fert.	Longev.
83	119	127	85	141	74	83	105
87%	82%	86%	83%	85%	80%	62%	82%

Post-Wean Growth			Frame			Carcass		
Post Wean	ADG	FCR	Mature Weight	Height	Length	EMA	Fat	Mar
116	105	127	105	132	118	110	104	107
84%	83%	78%	83%	85%	83%	83%	84%	83%

Birth Weight	205D Weight	365D Weight	540D Weight	Avg. Carcass Weight
35kg	201kg | *105 (11)*	-	-	0

Myostatin	
Q204X	Free
NT821	Free
F94L	Free

SELLER REMARKS: Injections: Supvax, Ivermec gold Tests: Sheathwash, Fertility, CA and TB Comments: RED. POLLED. A well balanced bull with length, capacity and good muscling,and a good set of figures.

LOT 18 (M)

ADM 230058

AVONDALE TULISTUD Est 1998
Rooted in Heritage Bred for the Future

Herd Book	SP
Birth date	2023-11-08
Age	1y 10m
Inbreeding	4%
DNA	WSC043077

A.D. MULLINS
Grahamstown, Eastern Cape
mullins@isat.co.za
P.O. BOX 430,,KENTON-ON-SEA, 6191

GH 190009 Wean Mat. 96
- **AVR 150076** Wean Mat. 111
  - **AVR 110050**
  - **V 120123** Age 3y | Avg. WI 99 | Calves 1 | Weaned 1
- **GH 160063** Age 4y | AFC 34m | ICP 445d | Calves 2 | Weaned 2 | Wean Mat. 90 | Avg. WI 101 | CCB 7.47 | CCW 42.6
  - **ASE 060103**
  - **GH 11015A** Age 11y | Avg. WI 101 | Calves 8 | Weaned 8

ADM 200011 Age 5y | AFC 31m | ICP 373d | Calves 3 | Weaned 2 | Wean Mat. 101 | Avg. WI 106 | CCB 7.47 | CCW 42.6 | Calvings: 22-12, 23-11, 24-12
- **TT 150053** Wean Mat. 106
  - **AM 100079**
  - **XY 100030** Age 12y | Avg. WI 100 | Calves 9 | Weaned 7
- **ADM 110022** Age 9y | AFC - | ICP 335d | Calves 7 | Weaned 5 | Wean Mat. 109 | Avg. WI 99 | CCB 7.47 | CCW 42.6

Parentage	Sire	Dam
DNA		
Genomic	✔	

COW VALUE	84
95	Calving Ease Value
98	Calf Growth Value
87	Milk Value
107	Maintenance Value
90	Fertility Value
GROWTH VALUE	100
CARCASS VALUE	94
PRODUCTION VALUE	84

LOGIX GENETICS | GENETICA — EBV Analysis 2025-08-19

Calf and Mother				Fertility			
Birth Dir.	Birth Mat.	Wean Dir.	Wean Mat.	Scr. Circ.	Heifer Fert.	Cow Fert.	Longev.
95	100	98	88	80	95	89	114
85%	79%	83%	79%	84%	77%	60%	80%

Post-Wean Growth			Frame			Carcass		
Post Wean	ADG	FCR	Mature Weight	Height	Length	EMA	Fat	Mar
89	91	85	92	96	86	93	110	88
81%	81%	76%	79%	83%	81%	81%	83%	81%

Birth Weight	205D Weight	365D Weight	540D Weight	Avg. Carcass Weight
32kg	175kg | *90 (11)*	-	-	0

Myostatin	
Q204X	Free
NT821	Free
F94L	Free

SELLER REMARKS: Injections: Supvax, Ivermec gold Tests: Sheathwash, Fertility, CA and TB Comments: DARK RED. POLLED. A hardy, smaller framed bull with good growth and muscling.

© Compiled by the South African Stud Book and Livestock Improvement Association
All Pedigree- and Performance Data is as recorded on LOGIX on 01 September 2025

LOT 19 (M)

TT 230090

Herd Book	SP
Birth date	2023-11-04
Age	1y 10m
Inbreeding	5%
DNA	USC057587

Parentage	Sire	Dam
DNA		
Genomic	✔	

- **G 170072** Wean Mat. 86
  - **R 110003** Wean Mat. 102
    - **R 960039**
    - **R 050015** Age 15y | Avg. WI 103 Calves 13 | Weaned 12
  - **G 140072** Age 11y | AFC 36m | ICP 430d Calves 7 | Weaned 7 | Wean Mat. 101 Avg. WI 110 | CCB - | CCW 58.5
    - **CR 070037**
    - **SW 100011** Age 13y | Avg. WI 104 Calves 10 | Weaned 9
- **TT 190021** Age 4y | AFC 36m | ICP 424d Calves 2 | Weaned 2 | Wean Mat. 81 Avg. WI 102 | CCB - | CCW 58.5 Calvings: 22-09, 23-11
  - **GH 140001** Wean Mat. 58
    - **ASE 060103**
    - **GH 080001** Age 6y | Avg. WI 101 Calves 3 | Weaned 3
  - **TT 160044** Age 7y | AFC 35m | ICP 404d Calves 4 | Weaned 4 | Wean Mat. 99 Avg. WI 105 | CCB - | CCW 58.5
    - **XY 120023**
    - **XY 100038** Age 7y | Avg. WI 90 Calves 5 | Weaned 5

S.T.R. MAINSSHEARD
Port Elizabeth, Eastern Cape
0823234286
crosswayfarm@gmail.com
P.O. BOX 8,,THORNHILL, 6375

COW VALUE	94
108	Calving Ease Value
110	Calf Growth Value
79	Milk Value
99	Maintenance Value
83	Fertility Value
GROWTH VALUE	94
CARCASS VALUE	114
PRODUCTION VALUE	92

LOGIX GENETICS | GENETIKA — EBV Analysis 2025-08-19

Calf and Mother				Fertility			
Birth Dir.	Birth Mat.	Wean Dir.	Wean Mat.	Scr. Circ.	Heifer Fert.	Cow Fert.	Longev.
111	83	110	79	118	84	85	108
86%	81%	85%	82%	85%	79%	61%	82%

Post-Wean Growth			Frame			Carcass		
Post Wean	ADG	FCR	Mature Weight	Height	Length	EMA	Fat	Mar
102	93	87	101	104	96	110	150	122
84%	83%	78%	82%	85%	83%	82%	84%	82%

Birth Weight	205D Weight	365D Weight	540D Weight	Avg. Carcass Weight
30kg	235kg | 102 (16)	-	-	0

Myostatin	
Q204X	Free
NT821	Free
F94L	Free

SELLER REMARKS: Inentings / Injections: Supervax, Ivomec Gold
Toetse / Tests: Sheathwash, Fertilty, CA and TB
Kommentaar / Comments: DARK RED, POLLED. A well balanced bull

LOT 20 (M)

TT 230032

Herd Book	SP
Birth date	2023-09-09
Age	2y
Inbreeding	5%
DNA	USC057576

Parentage	Sire	Dam
DNA		
Genomic	✔	

- **TT 190020** Wean Mat. 69
  - **GH 140001** Wean Mat. 58
    - **ASE 060103**
    - **GH 080001** Age 6y | Avg. WI 101 Calves 3 | Weaned 3
  - **E 160057** Age 9y | AFC 38m | ICP 373d Calves 6 | Weaned 6 | Wean Mat. 121 Avg. WI 105 | CCB - | CCW 42.7
    - **AM 090025**
    - **E 110023** Age 13y | Avg. WI 106 Calves 11 | Weaned 8
- **TT 180041** Age 6y | AFC 33m | ICP 382d Calves 4 | Weaned 3 | Wean Mat. 111 Avg. WI 98 | CCB - | CCW 42.7 Calvings: 21-08, 22-09, 23-09, 24-10
  - **HBH 140060** Wean Mat. 141
    - **H 050089**
    - **HBH 110067** Age 3y | Avg. WI 114 Calves 1 | Weaned 1
  - **TT 130012** Age 10y | AFC 30m | ICP 405d Calves 7 | Weaned 7 | Wean Mat. 95 Avg. WI 105 | CCB - | CCW 42.7
    - **HBH 000534**
    - **CR 070103** Age 9y | Avg. WI 102 Calves 6 | Weaned 3

S.T.R. MAINSSHEARD
Port Elizabeth, Eastern Cape
0823234286
crosswayfarm@gmail.com
P.O. BOX 8,,THORNHILL, 6375

COW VALUE	86
79	Calving Ease Value
119	Calf Growth Value
85	Milk Value
88	Maintenance Value
85	Fertility Value
GROWTH VALUE	130
CARCASS VALUE	124
PRODUCTION VALUE	92

LOGIX GENETICS | GENETIKA — EBV Analysis 2025-08-19

Calf and Mother				Fertility			
Birth Dir.	Birth Mat.	Wean Dir.	Wean Mat.	Scr. Circ.	Heifer Fert.	Cow Fert.	Longev.
64	101	119	85	122	87	86	96
86%	81%	85%	82%	85%	80%	62%	81%

Post-Wean Growth			Frame			Carcass		
Post Wean	ADG	FCR	Mature Weight	Height	Length	EMA	Fat	Mar
118	131	121	115	119	124	128	109	103
84%	83%	78%	81%	85%	83%	83%	84%	83%

Birth Weight	205D Weight	365D Weight	540D Weight	Avg. Carcass Weight
40kg	220kg | 90 (16)	-	-	0

Myostatin	
Q204X	Free
NT821	Free
F94L	Free

SELLER REMARKS: Inentings / Injections: Supervax, Ivomec Gold
Toetse / Tests: Sheathwash, Fertility, CA and TB
Kommentaar / Comments: WHITE, POLLED. A well muscled bull with a very good hindquarter. His dam TT1841 sells as LOT 33.

© Compiled by the South African Stud Book and Livestock Improvement Association
All Pedigree- and Performance Data is as recorded on LOGIX on 01 September 2025

LOT 21 (M)

ADM 230033

AVONDALE TULISTUD Est 1998
Rooted in Heritage Bred for the Future

Herd Book	SP
Birth date	2023-08-26
Age	2y 1m
Inbreeding	3%
DNA	WSC043070

A.D. MULLINS
Grahamstown, Eastern Cape
mullins@isat.co.za
P.O. BOX 430,,KENTON-ON-SEA, 6191

Parentage	Sire	Dam
DNA		
Genomic	✔	

- GH 140006 (Wean Mat. 99)
  - XY 100005 (Wean Mat. 115)
    - M 040002
    - H 980003 (Age 15y | Avg. WI 94 | Calves 11 | Weaned 5)
  - GH 110022 (Age 5y | AFC 35m | ICP 399d | Calves 3 | Weaned 3 | Wean Mat. 76 | Avg. WI 89 | CCB 6.22 | CCW 48.7)
    - HBH 061041
    - GH 070006 (Age 11y | Avg. WI 104 | Calves 8 | Weaned 7)
- ADM 160016 (Age 8y | AFC 34m | ICP 367d | Calves 6 | Weaned 6 | Wean Mat. 118 | Avg. WI 102 | CCB 6.22 | CCW 48.7 | Calvings: 19-08, 20-10, 21-09, 22-08, 23-08, 24-08)
  - GH 120013 (Wean Mat. 105)
    - HBH 090203
    - GH 090026 (Age 3y | Avg. WI 93 | Calves 1 | Weaned 1)
  - ADM 110024 (Age 6y | AFC - | ICP 405d | Calves 3 | Weaned 1 | Wean Mat. 134 | Avg. WI 112 | CCB 6.22 | CCW 48.7)

COW VALUE	115
105	Calving Ease Value
98	Calf Growth Value
116	Milk Value
100	Maintenance Value
109	Fertility Value
GROWTH VALUE	100
CARCASS VALUE	94
PRODUCTION VALUE	112

LOGIX GENETICS | GENETICA — EBV Analysis 2025-08-19

Calf and Mother				Fertility			
Birth Dir.	Birth Mat.	Wean Dir.	Wean Mat.	Scr. Circ.	Heifer Fert.	Cow Fert.	Longev.
104	106	98	116	92	105	108	117
86%	81%	85%	81%	84%	79%	62%	81%

Post-Wean Growth			Frame			Carcass		
Post Wean	ADG	FCR	Mature Weight	Height	Length	EMA	Fat	Mar
95	97	94	97	113	102	93	85	75
83%	82%	77%	81%	80%	80%	81%	83%	82%

Birth Weight	205D Weight	365D Weight	540D Weight	Avg. Carcass Weight
34kg	221kg | *101 (8)*	-	-	0

Myostatin	
Q204X	Free
NT821	Free
F94L	Free

SELLER REMARKS: Injections: Supvax, Ivermec gold Tests: Sheathwash, Fertility, CA and TB Comments: RED. POLLED. He has good cacacity and a strong hindquarter. Cow vaue of 115 and a production value of 112.

LOT 22 (M)

ADM 230034

AVONDALE TULISTUD Est 1998
Rooted in Heritage Bred for the Future

Herd Book	SP
Birth date	2023-08-26
Age	2y 1m
Inbreeding	6%
DNA	WSC043071

A.D. MULLINS
Grahamstown, Eastern Cape
mullins@isat.co.za
P.O. BOX 430,,KENTON-ON-SEA, 6191

Parentage	Sire	Dam
DNA		
Genomic	✔	

- ADM 210010 (Wean Mat. 65)
  - GH 150004 (Wean Mat. 56)
    - XY 120065
    - XY 120042 (Age 7y | Avg. WI 101 | Calves 4 | Weaned 3)
  - ADM 180014 (Age 5y | AFC 28m | ICP 432d | Calves 3 | Weaned 2 | Wean Mat. 92 | Avg. WI 96 | CCB 6.81 | CCW 48.3)
    - HBH 040858
    - ADM 120003 (Age 10y | Avg. WI 94 | Calves 8 | Weaned 6)
- ADM 160048 (Age 8y | AFC 32m | ICP 363d | Calves 6 | Weaned 5 | Wean Mat. 135 | Avg. WI 108 | CCB 6.81 | CCW 48.3 | Calvings: 19-09, 20-09, 21-09, 22-09, 23-08, 24-09)
  - XY 100005 (Wean Mat. 115)
    - M 040002
    - H 980003 (Age 15y | Avg. WI 94 | Calves 11 | Weaned 5)
  - ADM 080051 (Age 14y | AFC 27m | ICP 389d | Calves 11 | Weaned 7 | Wean Mat. 126 | Avg. WI 114 | CCB 6.81 | CCW 48.3)
    - SW 020067
    - HBH 000531 (Age 12y | Avg. WI 108 | Calves 8 | Weaned 6)

COW VALUE	85
95	Calving Ease Value
87	Calf Growth Value
104	Milk Value
103	Maintenance Value
96	Fertility Value
GROWTH VALUE	115
CARCASS VALUE	107
PRODUCTION VALUE	88

LOGIX GENETICS | GENETICA — EBV Analysis 2025-08-19

Calf and Mother				Fertility			
Birth Dir.	Birth Mat.	Wean Dir.	Wean Mat.	Scr. Circ.	Heifer Fert.	Cow Fert.	Longev.
93	112	87	104	109	98	96	104
85%	79%	83%	80%	84%	78%	61%	80%

Post-Wean Growth			Frame			Carcass		
Post Wean	ADG	FCR	Mature Weight	Height	Length	EMA	Fat	Mar
90	116	105	95	117	104	95	129	90
82%	81%	76%	80%	80%	79%	81%	82%	81%

Birth Weight	205D Weight	365D Weight	540D Weight	Avg. Carcass Weight
35kg	219kg | *99 (8)*	-	-	0

Myostatin	
Q204X	Free
NT821	Free
F94L	Free

SELLER REMARKS: Injections: Supvax, Ivermec gold Tests:Sheathwash, Fertility, CA and TB Comments: DAGHA. POLLED. A compact bull with width, capacity and good muscling. Growth Value of 115.

© Compiled by the South African Stud Book and Livestock Improvement Association
All Pedigree- and Performance Data is as recorded on LOGIX on 01 September 2025

LOT 23 (M)

TT 230038

Herd Book	SP
Birth date	2023-09-13
Age	2y
Inbreeding	5%
DNA	USC057578

Parentage	Sire	Dam
DNA		
Genomic	✔	

- **TT 190020** Wean Mat. 69
  - **GH 140001** Wean Mat. 58
    - **ASE 060103**
    - **GH 080001** Age 6y | Avg. WI 101 Calves 3 | Weaned 3
  - **E 160057** Age 9y | AFC 38m | ICP 373d Calves 6 | Weaned 6 | Wean Mat. 121 Avg. WI 105 | CCB - | CCW 57.5
    - **AM 090025**
    - **E 110023** Age 13y | Avg. WI 106 Calves 11 | Weaned 8
- **TT 190051** Age 5y | AFC 33m | ICP 380d Calves 3 | Weaned 2 | Wean Mat. 104 Avg. WI 95 | CCB - | CCW 57.5 Calvings: 22-08, 23-09, 24-09
  - **HBH 140060** Wean Mat. 141
    - **H 050089**
    - **HBH 110067** Age 3y | Avg. WI 114 Calves 1 | Weaned 1
  - **ASE 130015** Age 10y | AFC 36m | ICP 363d Calves 8 | Weaned 8 | Wean Mat. 79 Avg. WI 95 | CCB - | CCW 57.5
    - **AM 090036**
    - **ASE 090002** Age 15y | Avg. WI 100 Calves 12 | Weaned 11

S.T.R. MAINSSHEARD
Port Elizabeth, Eastern Cape
0823234286
crosswayfarm@gmail.com
P.O. BOX 8,,THORNHILL, 6375

COW VALUE	94
92	Calving Ease Value
103	Calf Growth Value
94	Milk Value
95	Maintenance Value
101	Fertility Value
GROWTH VALUE	116
CARCASS VALUE	121
PRODUCTION VALUE	96

LOGIX GENETICS | GENETIKA — EBV Analysis 2025-08-19

Calf and Mother				Fertility			
Birth Dir.	Birth Mat.	Wean Dir.	Wean Mat.	Scr. Circ.	Heifer Fert.	Cow Fert.	Longev.
89	119	103	94	121	104	100	110
86%	81%	85%	82%	86%	80%	62%	81%

Post-Wean Growth			Frame			Carcass		
Post Wean	ADG	FCR	Mature Weight	Height	Length	EMA	Fat	Mar
103	124	124	105	114	120	109	132	115
84%	83%	78%	81%	85%	83%	83%	84%	83%

Birth Weight	205D Weight	365D Weight	540D Weight	Avg. Carcass Weight
31kg	223kg | 96 (16)	-	-	0

Myostatin	
Q204X	Free
NT821	Free
F94L	Free

SELLER REMARKS: Inentings / Injections: Supervax, Ivomec Gold
Toetse / Tests: Sheathwash, Fertility, CA and TB
Kommentaar / Comments: IVORY POLLED. A bull with good length and width.

LOT 24 (M)

TT 230047

Herd Book	SP
Birth date	2023-09-15
Age	2y
Inbreeding	6%
DNA	USC057581

Parentage	Sire	Dam
DNA		
Genomic	✔	

- **TT 190020** Wean Mat. 69
  - **GH 140001** Wean Mat. 58
    - **ASE 060103**
    - **GH 080001** Age 6y | Avg. WI 101 Calves 3 | Weaned 3
  - **E 160057** Age 9y | AFC 38m | ICP 373d Calves 6 | Weaned 6 | Wean Mat. 121 Avg. WI 105 | CCB - | CCW 50.4
    - **AM 090025**
    - **E 110023** Age 13y | Avg. WI 106 Calves 11 | Weaned 8
- **GH 170057** Age 7y | AFC 34m | ICP 371d Calves 5 | Weaned 5 | Wean Mat. 80 Avg. WI 98 | CCB - | CCW 50.4 Calvings: 20-08, 21-08, 22-09, 23-09, 24-09
  - **XY 120065** Wean Mat. 54
    - **V 070123**
    - **XY 090008** Age 16y | Avg. WI 98 Calves 13 | Weaned 12
  - **GH 130045** Age 5y | AFC 36m | ICP 400d Calves 3 | Weaned 3 | Wean Mat. 106 Avg. WI 107 | CCB - | CCW 50.4
    - **HBH 090203**
    - **GH 100165** Age 11y | Avg. WI 108 Calves 7 | Weaned 6

S.T.R. MAINSSHEARD
Port Elizabeth, Eastern Cape
0823234286
crosswayfarm@gmail.com
P.O. BOX 8,,THORNHILL, 6375

COW VALUE	81
112	Calving Ease Value
95	Calf Growth Value
75	Milk Value
112	Maintenance Value
82	Fertility Value
GROWTH VALUE	98
CARCASS VALUE	91
PRODUCTION VALUE	81

LOGIX GENETICS | GENETIKA — EBV Analysis 2025-08-19

Calf and Mother				Fertility			
Birth Dir.	Birth Mat.	Wean Dir.	Wean Mat.	Scr. Circ.	Heifer Fert.	Cow Fert.	Longev.
109	129	95	75	128	91	81	107
86%	81%	83%	82%	85%	80%	62%	81%

Post-Wean Growth			Frame			Carcass		
Post Wean	ADG	FCR	Mature Weight	Height	Length	EMA	Fat	Mar
86	110	112	88	93	98	133	132	94
84%	82%	77%	81%	84%	83%	82%	84%	82%

Birth Weight	205D Weight	365D Weight	540D Weight	Avg. Carcass Weight
29kg	190kg | 100 (1)	-	-	0

Myostatin	
Q204X	Free
NT821	Free
F94L	Free

SELLER REMARKS: Inentings / Injections: Supervax, Ivomec Gold
Toetse / Tests: Sheathwash, Fertility, CA and TB
Kommentaar / Comments: IVORY, POLLED. A compact early maturing type bull.

© Compiled by the South African Stud Book and Livestock Improvement Association
All Pedigree- and Performance Data is as recorded on LOGIX on 01 September 2025

LOT 25 (M)

ADM 230081

AVONDALE TULISTUD Est 1998
Rooted in Heritage Bred for the Future

Herd Book	SP
Birth date	2023-09-18
Age	2y
Inbreeding	6%

Parentage	Sire	Dam
DNA		
Genomic		

- GH 140006 — Wean Mat. 99
  - XY 100005 — Wean Mat. 115
    - M 040002
    - H 980003 — Age 15y | Avg. WI 94 | Calves 11 | Weaned 5
  - GH 110022 — Age 5y | AFC 35m | ICP 399d | Calves 3 | Weaned 3 | Wean Mat. 76 | Avg. WI 89 | CCB 7.27 | CCW 49
    - HBH 061041
    - GH 070006 — Age 11y | Avg. WI 104 | Calves 8 | Weaned 7
- ADM 190051 — Age 5y | AFC 34m | ICP 371d | Calves 3 | Weaned 2 | Wean Mat. 114 | Avg. WI 107 | CCB 7.27 | CCW 49 | Calvings: 22-09, 23-09, 24-09
  - TT 150053 — Wean Mat. 106
    - AM 100079
    - XY 100030 — Age 12y | Avg. WI 100 | Calves 9 | Weaned 7
  - XY 110060 — Age 13y | AFC 34m | ICP 370d | Calves 10 | Weaned 9 | Wean Mat. 122 | Avg. WI 104 | CCB 7.27 | CCW 49
    - ADM 040033
    - ADM 080051 — Age 14y | Avg. WI 114 | Calves 11 | Weaned 7

A.D. MULLINS
Grahamstown, Eastern Cape
mullins@isat.co.za
P.O. BOX 430,,KENTON-ON-SEA, 6191

COW VALUE	104
97	Calving Ease Value
97	Calf Growth Value
106	Milk Value
101	Maintenance Value
109	Fertility Value
GROWTH VALUE	89
CARCASS VALUE	88
PRODUCTION VALUE	100

LOGIX GENETICS | GENETICA — EBV Analysis 2025-08-19

Calf and Mother				Fertility			
Birth Dir.	Birth Mat.	Wean Dir.	Wean Mat.	Scr. Circ.	Heifer Fert.	Cow Fert.	Longev.
97	101	97	106	104	101	110	108
74%	49%	68%	51%	69%	37%	18%	48%

Post-Wean Growth			Frame			Carcass		
Post Wean	ADG	FCR	Mature Weight	Height	Length	EMA	Fat	Mar
91	97	90	96	90	90	117	98	63
62%	57%	8%	52%	48%	43%	56%	64%	56%

Birth Weight	205D Weight	365D Weight	540D Weight	Avg. Carcass Weight
33kg	278kg | *103 (4)*	-	-	0

Myostatin	
Q204X	Not Tested
NT821	Not Tested
F94L	Not Tested

SELLER REMARKS: Injections: Supvax, Ivermec gold Tests: Sheathwash, Fertility, CA and TB Comments: DARK RED. POLLED. A hardy well balanced bull. Good muscling. Out of an outstanding dam line. Cow value 104.

LOT 26 (M)

ADM 230085

AVONDALE TULISTUD Est 1998
Rooted in Heritage Bred for the Future

Herd Book	SP
Birth date	2023-12-04
Age	1y 9m
Inbreeding	5%

Parentage	Sire	Dam
DNA		
Genomic		

- GH 190009 — Wean Mat. 96
  - AVR 150076 — Wean Mat. 111
    - AVR 110050
    - V 120123 — Age 3y | Avg. WI 99 | Calves 1 | Weaned 1
  - GH 160063 — Age 4y | AFC 34m | ICP 445d | Calves 2 | Weaned 2 | Wean Mat. 90 | Avg. WI 101 | CCB 6.81 | CCW 40.9
    - ASE 060103
    - GH 11015A — Age 11y | Avg. WI 101 | Calves 8 | Weaned 8
- TT 160047 — Age 8y | AFC 35m | ICP 379d | Calves 6 | Weaned 5 | Wean Mat. 64 | Avg. WI 94 | CCB 6.81 | CCW 40.9 | Calvings: 19-09, 20-10, 21-09, 22-12, 23-12, 24-12
  - XY 120035 — Wean Mat. 83
    - XY 100077
    - XY 090038 — Age 12y | Avg. WI 96 | Calves 9 | Weaned 8
  - TT 120011 — Age 11y | AFC 38m | ICP 367d | Calves 8 | Weaned 8 | Wean Mat. 82 | Avg. WI 101 | CCB 6.81 | CCW 40.9
    - T 020011
    - CR 070110 — Age 14y | Avg. WI 98 | Calves 10 | Weaned 11

A.D. MULLINS
Grahamstown, Eastern Cape
mullins@isat.co.za
P.O. BOX 430,,KENTON-ON-SEA, 6191

COW VALUE	94
106	Calving Ease Value
100	Calf Growth Value
80	Milk Value
113	Maintenance Value
97	Fertility Value
GROWTH VALUE	85
CARCASS VALUE	77
PRODUCTION VALUE	90

LOGIX GENETICS | GENETICA — EBV Analysis 2025-08-19

Calf and Mother				Fertility			
Birth Dir.	Birth Mat.	Wean Dir.	Wean Mat.	Scr. Circ.	Heifer Fert.	Cow Fert.	Longev.
103	117	100	80	82	103	95	104
74%	45%	70%	49%	69%	32%	17%	45%

Post-Wean Growth			Frame			Carcass		
Post Wean	ADG	FCR	Mature Weight	Height	Length	EMA	Fat	Mar
86	77	72	87	76	74	87	89	76
60%	56%	8%	45%	66%	57%	56%	64%	56%

Birth Weight	205D Weight	365D Weight	540D Weight	Avg. Carcass Weight
32kg	176kg | *91 (11)*	-	-	0

Myostatin	
Q204X	Not Tested
NT821	Not Tested
F94L	Not Tested

SELLER REMARKS: Injections: Supvax, Ivermec gold Tests: Sheathwash, Fertility, CA and TB Comments: GOLD. POLLED. A medium framed young bull with good overall balance.

© Compiled by the South African Stud Book and Livestock Improvement Association
All Pedigree- and Performance Data is as recorded on LOGIX on 01 September 2025

LOT 27 (M)

TT 230021

Herd Book	SP
Birth date	2023-09-07
Age	2y
Inbreeding	6%
DNA	USC057573

Parentage	Sire	Dam
DNA		
Genomic	✔	

- A 200010 — Wean Mat. 116
  - AM 130144 — Wean Mat. 90
    - H 050089
    - AM 060010 — Age 14y | Avg. WI 95 | Calves 11 | Weaned 7
  - ASE 130034 — Age 11y | AFC 35m | ICP 421d | Calves 8 | Weaned 8 | Wean Mat. 131 | Avg. WI 100 | CCB - | CCW 43.6
    - ASE 060105
    - ASE 090033 — Age 4y | Avg. WI 106 | Calves 2 | Weaned 2
- TT 180037 — Age 5y | AFC 34m | ICP 361d | Calves 3 | Weaned 3 | Wean Mat. 110 | Avg. WI 98 | CCB - | CCW 43.6 | Calvings: 21-09, 22-10, 23-09
  - TT 120B03 — Wean Mat. 128
    - XY 090051
    - XY 090084 — Age 7y | Avg. WI 99 | Calves 5 | Weaned 4
  - XY 110022 — Age 13y | AFC 33m | ICP 368d | Calves 11 | Weaned 10 | Wean Mat. 92 | Avg. WI 101 | CCB - | CCW 43.6
    - AM 070005
    - ADM 070005 — Age 18y | Avg. WI 102 | Calves 11 | Weaned 10

S.T.R. MAINSSHEARD
Port Elizabeth, Eastern Cape
0823234286
crosswayfarm@gmail.com
P.O. BOX 8,,THORNHILL, 6375

COW VALUE	99
97	Calving Ease Value
100	Calf Growth Value
114	Milk Value
106	Maintenance Value
82	Fertility Value
GROWTH VALUE	75
CARCASS VALUE	92
PRODUCTION VALUE	93

LOGIX EBV Analysis 2025-08-19

Calf and Mother				Fertility			
Birth Dir.	Birth Mat.	Wean Dir.	Wean Mat.	Scr. Circ.	Heifer Fert.	Cow Fert.	Longev.
95	129	100	114	85	76	87	111
85%	79%	84%	80%	83%	77%	60%	79%

Post-Wean Growth			Frame			Carcass		
Post Wean	ADG	FCR	Mature Weight	Height	Length	EMA	Fat	Mar
85	79	71	91	68	81	105	117	104
82%	80%	76%	79%	83%	80%	80%	82%	80%

Birth Weight	205D Weight	365D Weight	540D Weight	Avg. Carcass Weight
30kg	224kg | 97 (16)	-	-	0

Myostatin	
Q204X	Free
NT821	Free
F94L	Free

SELLER REMARKS: Inentings / Injections: Supervax, Ivomec Gold
Toetse / Tests: Sheathwash, Fertility, CA and TB
Kommentaar / Comments: IVORY, POLLED. A bull with good length and balance out of a good dam line.

LOT 28 (M)

ADM 230051

Herd Book	SP
Birth date	2023-09-29
Age	1y 12m
Inbreeding	5%
DNA	WSC043075

Parentage	Sire	Dam
DNA		
Genomic	✔	

- GH 190009 — Wean Mat. 96
  - AVR 150076 — Wean Mat. 111
    - AVR 110050
    - V 120123 — Age 3y | Avg. WI 99 | Calves 1 | Weaned 1
  - GH 160063 — Age 4y | AFC 34m | ICP 445d | Calves 2 | Weaned 2 | Wean Mat. 90 | Avg. WI 101 | CCB 8.26 | CCW 46.7
    - ASE 060103
    - GH 11015A — Age 11y | Avg. WI 101 | Calves 8 | Weaned 8
- ADM 160022 — Age 8y | AFC 35m | ICP 359d | Calves 6 | Weaned 6 | Wean Mat. 101 | Avg. WI 97 | CCB 8.26 | CCW 46.7 | Calvings: 19-10, 20-09, 21-09, 22-09, 23-09, 24-09
  - XY 100005 — Wean Mat. 115
    - M 040002
    - H 980003 — Age 15y | Avg. WI 94 | Calves 11 | Weaned 5
  - XY 110028 — Age 13y | AFC 35m | ICP 363d | Calves 11 | Weaned 11 | Wean Mat. 84 | Avg. WI 94 | CCB 8.26 | CCW 46.7
    - HBH 061018
    - ADM 050053 — Age 11y | Avg. WI 97 | Calves 8 | Weaned 8

A.D. MULLINS
Grahamstown, Eastern Cape
mullins@isat.co.za
P.O. BOX 430,,KENTON-ON-SEA, 6191

COW VALUE	105
107	Calving Ease Value
100	Calf Growth Value
92	Milk Value
102	Maintenance Value
108	Fertility Value
GROWTH VALUE	96
CARCASS VALUE	95
PRODUCTION VALUE	102

LOGIX EBV Analysis 2025-08-19

Calf and Mother				Fertility			
Birth Dir.	Birth Mat.	Wean Dir.	Wean Mat.	Scr. Circ.	Heifer Fert.	Cow Fert.	Longev.
106	106	100	92	107	107	106	106
86%	81%	85%	81%	85%	79%	62%	81%

Post-Wean Growth			Frame			Carcass		
Post Wean	ADG	FCR	Mature Weight	Height	Length	EMA	Fat	Mar
91	96	91	97	101	95	100	84	83
82%	82%	78%	81%	81%	80%	82%	83%	80%

Birth Weight	205D Weight	365D Weight	540D Weight	Avg. Carcass Weight
33kg	221kg | 101 (8)	-	-	0

Myostatin	
Q204X	Free
NT821	Free
F94L	Free

SELLER REMARKS: Injections: Supvax, Ivermec gold Tests: Sheathwash, Fertility, CA and TB Comments: DARK RED. POLLED. He has good growth and capacity with a sound set of figures.

© Compiled by the South African Stud Book and Livestock Improvement Association
All Pedigree- and Performance Data is as recorded on LOGIX on 01 September 2025

LOT 29 (F)

E 130009

Herd Book	B
Birth date	2013-08-16
Age	12y 1m
Inbreeding	3%
AFC	30m
Calves	10
Weaned	9
Avg. WI	104
ICP	352d

AM 090002
Wean Mat. 93

Parentage	Sire	Dam
DNA		
Genomic		

G 090047
Age 9y | AFC - | ICP 364d
Calves 6 | Weaned 4 | Wean Mat. 130
Avg. WI 100 | CCB 6.06 | CCW 38.2
Calvings: 12-06, 13-08, 14-07, 15-06, 16-06, 17-06

H 030073
Wean Mat. 81

- **CR 990035**
- **H 950049** — Age 13y | Avg. WI 105 | Calves 10 | Weaned 10

AM 030002
Age 8y | AFC 31m | ICP 351d
Calves 5 | Weaned 4 | Wean Mat. 95
Avg. WI 113 | CCB 6.06 | CCW 38.2

- **HWP 980057**
- **HWP 990281** — Age 10y | Avg. WI 106 | Calves 7 | Weaned 4

CR 050075
Wean Mat. 118

- **CR 020011**
- **CR 000005** — Age 15y | Avg. WI 94 | Calves 13 | Weaned 11

G 010477
Age 14y | AFC - | ICP -
Calves 1 | Weaned 1 | Wean Mat. 128
Avg. WI 116 | CCB 6.06 | CCW 38.2

A.D. MULLINS
Grahamstown, Eastern Cape
mullins@isat.co.za
P.O. BOX 430,,KENTON-ON-SEA, 6191

Last Calf	
Calf ID	ADM 240047 (F)
Birth Date	2024-11-01
Sire ID	GH 190057

Calvings: 16-02, 17-02, 17-12, 18-11, 19-10, 20-10, 21-09, 22-08, 23-08, 24-11

Myostatin	
Q204X	Not Tested
NT821	Not Tested
F94L	Not Tested

COW VALUE	104
85	Calving Ease Value
110	Calf Growth Value
121	Milk Value
74	Maintenance Value
98	Fertility Value
GROWTH VALUE	94
CARCASS VALUE	95
PRODUCTION VALUE	102

LOGIX EBV Analysis 2025-08-19

Calf and Mother				Fertility			
Birth Dir.	Birth Mat.	Wean Dir.	Wean Mat.	Scr. Circ.	Heifer Fert.	Cow Fert.	Longev.
84	107	110	121	74	78	106	111
82%	79%	77%	82%	54%	40%	26%	63%

Post-Wean Growth			Frame			Carcass		
Post Wean	ADG	FCR	Mature Weight	Height	Length	EMA	Fat	Mar
113	86	77	131	101	96	106	55	90
64%	43%	7%	77%	51%	45%	36%	34%	37%

Birth Weight	205D Weight	365D Weight	540D Weight	Avg. Carcass Weight
34kg	207kg | *103 (2)*	253kg | *102 (6)*	336kg | *108 (9)*	0

SELLER REMARKS: Injections: Supvax, Ivermec gold Tests: CA and TB, Pregnancy. Comments: Gold-Elite-Cow. ICP 352 days. Milk 121 Cow value 104. 8m Preg. In calf to GH19-57.

LOT 30 (F)

ADM 140003

Herd Book	B
Birth date	2014-10-10
Age	10y 11m
Inbreeding	0%
AFC	34m
Calves	8
Weaned	8
Avg. WI	104
ICP	380d

XY 100037
Wean Mat. 75

Parentage	Sire	Dam
DNA		
Genomic		

ADM 110013
Age 4y | AFC - | ICP -
Calves 1 | Weaned 1 | Wean Mat. 117
Avg. WI 100 | CCB - | CCW 43.9
Calvings: 14-10

ASE 010040
Wean Mat. 96

- **BG 960092**
- **SW 980050** — Age 3y | Avg. WI 100 | Calves 1 | Weaned 1

XY 070018
Age 13y | AFC 25m | ICP 398d
Calves 11 | Weaned 8 | Wean Mat. 59
Avg. WI 95 | CCB - | CCW 43.9

- **SW 990015**
- **I 980002** — Age 13y | Avg. WI 97 | Calves 11 | Weaned 4

A.D. MULLINS
Grahamstown, Eastern Cape
mullins@isat.co.za
P.O. BOX 430,,KENTON-ON-SEA, 6191

Last Calf	
Calf ID	ADM 240074 (F)
Birth Date	2024-12-05
Sire ID	GH 190057

Calvings: 17-08, 18-11, 19-10, 20-08, 21-10, 22-08, 23-08, 24-12

Myostatin	
Q204X	Not Tested
NT821	Not Tested
F94L	Not Tested

COW VALUE	120
111	Calving Ease Value
114	Calf Growth Value
96	Milk Value
110	Maintenance Value
96	Fertility Value
GROWTH VALUE	96
CARCASS VALUE	111
PRODUCTION VALUE	116

LOGIX EBV Analysis 2025-08-19

Calf and Mother				Fertility			
Birth Dir.	Birth Mat.	Wean Dir.	Wean Mat.	Scr. Circ.	Heifer Fert.	Cow Fert.	Longev.
108	125	114	96	99	100	95	109
78%	75%	71%	80%	64%	34%	18%	59%

Post-Wean Growth			Frame			Carcass		
Post Wean	ADG	FCR	Mature Weight	Height	Length	EMA	Fat	Mar
107	114	112	89	108	114	103	135	119
63%	54%	29%	71%	62%	55%	51%	58%	52%

Birth Weight	205D Weight	365D Weight	540D Weight	Avg. Carcass Weight
32kg	167kg | *100 (1)*	216kg | *107 (9)*	282kg | *96 (7)*	0

SELLER REMARKS: Injections: Supvax, Ivermec gold Tests: CA and TB, Pregnancy Comments: Gold-Elite Cow. Cow value 120. Calf Growth Value 114. 7.5 m Preg. In calf to ADM 23-42.

© Compiled by the South African Stud Book and Livestock Improvement Association
All Pedigree- and Performance Data is as recorded on LOGIX on 01 September 2025

LOT 31 (F)

TT 170044

Herd Book	SP
Birth date	2017-10-30
Age	7y 11m
Inbreeding	5%
AFC	34m
Calves	5
Weaned	5
Avg. WI	105
ICP	370d

TT 140007
Wean Mat. 115

Parentage	Sire	Dam
DNA		
Genomic		

TT 120004
Age 13y | AFC 32m | ICP 362d
Calves 11 | Weaned 10 | Wean Mat. 115
Avg. WI 108 | CCB - | CCW 46.4

Calvings: 14-10, 15-09, 16-09, 17-10, 18-11, 19-10, 20-10, 21-08, 22-09, 23-09, 24-09

XY 090051
Wean Mat. 114

- **ASE 010040**
- **ADM 050054**
  Age 5y | Avg. WI 102
  Calves 3 | Weaned 3

ADM 060008
Age 10y | AFC 31m | ICP 387d
Calves 8 | Weaned 7 | Wean Mat. 111
Avg. WI 101 | CCB - | CCW 46.4

- **R 970025**
- **ADM 030019**
  Age 6y | Avg. WI 109
  Calves 2 | Weaned 1

HBH 061018
Wean Mat. 105

- **CR 010028**
- **HBH 020686**
  Age 5y | Avg. WI 108
  Calves 3 | Weaned 3

XY 040004
Age 13y | AFC 31m | ICP 412d
Calves 10 | Weaned 8 | Wean Mat. 93
Avg. WI 103 | CCB - | CCW 46.4

- **H 000036**
- **I 980007**
  Age 9y | Avg. WI 98
  Calves 6 | Weaned 2

S.T.R. MAINSSHEARD
Port Elizabeth, Eastern Cape
0823234286
crosswayfarm@gmail.com
P.O. BOX 8,,THORNHILL, 6375

Last Calf	
Calf ID	TT 240037 (F)
Birth Date	2024-09-18
Sire ID	TT 190020

Calvings: 20-08, 21-08, 22-09, 23-09, 24-09

Myostatin	
Q204X	Not Tested
NT821	Not Tested
F94L	Not Tested

COW VALUE	108
87	Calving Ease Value
103	Calf Growth Value
124	Milk Value
96	Maintenance Value
100	Fertility Value
GROWTH VALUE	95
CARCASS VALUE	87
PRODUCTION VALUE	105

LOGIX GENETICS | GENETIKA — EBV Analysis 2025-08-19

Calf and Mother				Fertility			
Birth Dir.	Birth Mat.	Wean Dir.	Wean Mat.	Scr. Circ.	Heifer Fert.	Cow Fert.	Longev.
86	105	103	124	94	100	99	99
77%	66%	75%	76%	50%	47%	27%	58%

Post-Wean Growth			Frame			Carcass		
Post Wean	ADG	FCR	Mature Weight	Height	Length	EMA	Fat	Mar
90	96	99	101	109	100	103	90	92
70%	42%	11%	72%	48%	42%	37%	40%	37%

Birth Weight	205D Weight	365D Weight	540D Weight	Avg. Carcass Weight
34kg	190kg | *102 (10)*	272kg | *98 (9)*	377kg | *100 (12)*	0

SELLER REMARKS: 31 TT 17-44 F Inentings / Injections:RB51, Supervax, Ivomec Gold
Toetse / Tests: CA and TB, Pregnancy
Kommentaar / Comments: 8 months ic to : A 20-10 (USC026614)

LOT 32 (F)

TT 170055

Herd Book	SP
Birth date	2017-11-29
Age	7y 10m
Inbreeding	5%
AFC	33m
Calves	5
Weaned	5
Avg. WI	96
ICP	380d

HBH 140060
Wean Mat. 141

Parentage	Sire	Dam
DNA		
Genomic		

TT 120018
Age 12y | AFC 35m | ICP 381d
Calves 10 | Weaned 7 | Wean Mat. 93
Avg. WI 98 | CCB - | CCW 33.8

Calvings: 15-10, 16-10, 17-11, 18-12, 19-11, 20-11, 21-12, 23-04, 24-03, 25-02

H 050089
Wean Mat. 96

- **H 990022**
- **H 980036**
  Age 13y | Avg. WI 120
  Calves 10 | Weaned 7

HBH 110067
Age 3y | AFC 35m | ICP -
Calves 1 | Weaned 1 | Wean Mat. 141
Avg. WI 114 | CCB - | CCW 33.8

- **HBH 070026**
- **HBH 080093**
  Age 14y | Avg. WI 106
  Calves 12 | Weaned 10

XY 090035
Wean Mat. 79

- **ASE 010040**
- **JM 000038**
  Age 17y | Avg. WI 103
  Calves 10 | Weaned 6

ASE 080045
Age 8y | AFC 36m | ICP 456d
Calves 5 | Weaned 3 | Wean Mat. 113
Avg. WI 105 | CCB - | CCW 33.8

- **HBH 000534**
- **ASE 010043**
  Age 11y | Avg. WI 108
  Calves 8 | Weaned 6

S.T.R. MAINSSHEARD
Port Elizabeth, Eastern Cape
0823234286
crosswayfarm@gmail.com
P.O. BOX 8,,THORNHILL, 6375

Last Calf	
Calf ID	TT 240100 (F)
Birth Date	2024-11-08
Sire ID	G 170072

Calvings: 20-09, 21-08, 22-09, 23-09, 24-11

Myostatin	
Q204X	Not Tested
NT821	Not Tested
F94L	Not Tested

COW VALUE	84
90	Calving Ease Value
107	Calf Growth Value
101	Milk Value
63	Maintenance Value
86	Fertility Value
GROWTH VALUE	106
CARCASS VALUE	115
PRODUCTION VALUE	86

LOGIX GENETICS | GENETIKA — EBV Analysis 2025-08-19

Calf and Mother				Fertility			
Birth Dir.	Birth Mat.	Wean Dir.	Wean Mat.	Scr. Circ.	Heifer Fert.	Cow Fert.	Longev.
92	88	107	101	115	90	86	102
80%	74%	77%	80%	51%	55%	33%	61%

Post-Wean Growth			Frame			Carcass		
Post Wean	ADG	FCR	Mature Weight	Height	Length	EMA	Fat	Mar
114	112	124	149	112	114	122	130	118
74%	47%	29%	77%	51%	47%	44%	46%	44%

Birth Weight	205D Weight	365D Weight	540D Weight	Avg. Carcass Weight
36kg	204kg | *111 (10)*	300kg | *109 (9)*	412kg | *110 (12)*	0

SELLER REMARKS: Inentings / Injections: RB51, Supervax, Ivomec Gold
Toetse / Tests: CA and TB, Pregnancy
Kommentaar / Comments: 8 months ic to : TT22-25 (WSC030678)

© Compiled by the South African Stud Book and Livestock Improvement Association
All Pedigree- and Performance Data is as recorded on LOGIX on 01 September 2025

LOT 33 (F)

TT 180041

Herd Book	SP
Birth date	2018-11-18
Age	6y 10m
Inbreeding	6%
AFC	33m
Calves	4
Weaned	3
Avg. WI	98
ICP	382d

HBH 140060
Wean Mat. 141

Parentage	Sire	Dam
DNA		
Genomic		

TT 130012
Age 10y | AFC 30m | ICP 405d
Calves 7 | Weaned 7 | Wean Mat. 95
Avg. WI 105 | CCB - | CCW 40.9
Calvings: 16-03, 17-10, 18-11, 19-11, 20-11, 21-10, 22-11

H 050089
Wean Mat. 96

- **H 990022**
- **H 980036**
  Age 13y | Avg. WI 120
  Calves 10 | Weaned 7

HBH 110067
Age 3y | AFC 35m | ICP -
Calves 1 | Weaned 1 | Wean Mat. 141
Avg. WI 114 | CCB - | CCW 40.9

- **HBH 070026**
- **HBH 080093**
  Age 14y | Avg. WI 106
  Calves 12 | Weaned 10

HBH 000534
Wean Mat. 94

- **J 960151**
- **HBH 960155**
  Age 4y | Avg. WI 104
  Calves 2 | Weaned 2

CR 070103
Age 9y | AFC 36m | ICP 445d
Calves 6 | Weaned 3 | Wean Mat. 88
Avg. WI 102 | CCB - | CCW 40.9

- **CR 030052**
- **CR 030013**
  Age 13y | Avg. WI 104
  Calves 9 | Weaned 6

S.T.R. MAINSSHEARD
Port Elizabeth, Eastern Cape
0823234286
crosswayfarm@gmail.com
P.O. BOX 8,,THORNHILL, 6375

Last Calf	
Calf ID	TT 240089 (M)
Birth Date	2024-10-14
Sire ID	GH 190009

Calvings: 21-08, 22-09, 23-09, 24-10

Myostatin	
Q204X	Not Tested
NT821	Not Tested
F94L	Not Tested

COW VALUE	104
85 Calving Ease Value	
116 Calf Growth Value	
111 Milk Value	
77 Maintenance Value	
95 Fertility Value	
GROWTH VALUE	120
CARCASS VALUE	123
PRODUCTION VALUE	106

LOGIX EBV Analysis 2025-08-19

Calf and Mother				Fertility			
Birth Dir.	Birth Mat.	Wean Dir.	Wean Mat.	Scr. Circ.	Heifer Fert.	Cow Fert.	Longev.
88	86	116	111	105	92	96	92
79%	72%	74%	72%	58%	53%	32%	59%

Post-Wean Growth			Frame			Carcass		
Post Wean	ADG	FCR	Mature Weight	Height	Length	EMA	Fat	Mar
116	124	116	127	127	129	129	129	108
72%	52%	29%	74%	57%	52%	49%	53%	49%

Birth Weight	205D Weight	365D Weight	540D Weight	Avg. Carcass Weight
30kg	181kg | *107 (18)*	232kg | *95 (16)*	332kg | *100 (11)*	0

SELLER REMARKS: Inentings / Injections: RB51, Supervax, Ivomec Gold
Toetse / Tests: CA and TB, Pregnancy
Kommentaar / Comments: 8 months ic to : TT22-10 (WSC030670)

LOT 34 (F)

TT 180044

Herd Book	SP
Birth date	2018-11-18
Age	6y 10m
Inbreeding	7%
AFC	34m
Calves	4
Weaned	3
Avg. WI	96
ICP	389d

AM 100079
Wean Mat. 97

Parentage	Sire	Dam
DNA		
Genomic		

XY 060040
Age 15y | AFC 25m | ICP 361d
Calves 14 | Weaned 13 | Wean Mat. 59
Avg. WI 93 | CCB 6.92 | CCW 41.2
Calvings: 08-12, 09-11, 10-10, 11-10, 12-09, 13-08, 14-09, 15-09, 16-10, 17-11, 18-11, 19-11, 20-11, 21-10

W 060015
Wean Mat. 84

- **JM 960055**
- **W 950003**
  Age 14y | Avg. WI 97
  Calves 12 | Weaned 7

AM 060028
Age 8y | AFC 34m | ICP 383d
Calves 6 | Weaned 5 | Wean Mat. 106
Avg. WI 107 | CCB 6.92 | CCW 41.2

- **H 030073**
- **HWP 000100**
  Age 7y | Avg. WI 109
  Calves 4 | Weaned 2

SW 990015
Wean Mat. 53

- **BG 920001**
- **SW 960007**
  Age 10y | Avg. WI 103
  Calves 8 | Weaned 8

JM 000060
Age 8y | AFC 47m | ICP 374d
Calves 4 | Weaned 3 | Wean Mat. 72
Avg. WI 99 | CCB 6.92 | CCW 41.2

- **JM 930041**
- **JM 950007**
  Age 9y | Avg. WI -
  Calves 4 | Weaned -

S.T.R. MAINSSHEARD
Port Elizabeth, Eastern Cape
0823234286
crosswayfarm@gmail.com
P.O. BOX 8,,THORNHILL, 6375

Last Calf	
Calf ID	TT 240107 (M)
Birth Date	2024-11-15
Sire ID	GH 190009

Calvings: 21-08, 22-08, 23-10, 24-11

Myostatin	
Q204X	Not Tested
NT821	Not Tested
F94L	Not Tested

COW VALUE	80
108 Calving Ease Value	
95 Calf Growth Value	
70 Milk Value	
109 Maintenance Value	
93 Fertility Value	
GROWTH VALUE	70
CARCASS VALUE	69
PRODUCTION VALUE	75

LOGIX EBV Analysis 2025-08-19

Calf and Mother				Fertility			
Birth Dir.	Birth Mat.	Wean Dir.	Wean Mat.	Scr. Circ.	Heifer Fert.	Cow Fert.	Longev.
104	118	95	70	95	95	93	90
78%	70%	75%	73%	58%	54%	31%	64%

Post-Wean Growth			Frame			Carcass		
Post Wean	ADG	FCR	Mature Weight	Height	Length	EMA	Fat	Mar
88	74	92	91	81	78	83	114	99
73%	51%	22%	75%	57%	52%	47%	52%	48%

Birth Weight	205D Weight	365D Weight	540D Weight	Avg. Carcass Weight
33kg	168kg | *98 (18)*	233kg | *99 (16)*	314kg | *94 (11)*	0

SELLER REMARKS: Inentings / Injections: RB51, Supervax, Ivomec Gold
Toetse / Tests: CA and TB, Pregnancy
Kommentaar / Comments: 7 months ic to: TT22-25 (WSC030678)

© Compiled by the South African Stud Book and Livestock Improvement Association
All Pedigree- and Performance Data is as recorded on LOGIX on 01 September 2025

LOT 35 (F)

GA 220324

Herd Book	B
Birth date	2022-11-20
Age	2y 10m
Inbreeding	4%

HBH 150013
Wean Mat. 101

Parentage	Sire	Dam
DNA		
Genomic		

HBH 040858
Wean Mat. 91

BG 960053

HBH 980330
Age 16y | Avg. WI 105
Calves 13 | Weaned 13

HBH 101893
Age 9y | AFC - | ICP 383d
Calves 7 | Weaned 4 | Wean Mat. 113
Avg. WI 91 | CCB - | CCW 42.6

CR 010028

GA 180185
Age 6y | AFC 33m | ICP 379d
Calves 4 | Weaned 3 | Wean Mat. 115
Avg. WI 107 | CCB - | CCW 42.6
Calvings: 21-09, 22-11, 23-12, 24-10

AM 140118
Wean Mat. 96

XY 090035

AM 080083
Age 8y | Avg. WI 102
Calves 5 | Weaned 5

GA 140471
Age 10y | AFC 32m | ICP 449d
Calves 7 | Weaned 5 | Wean Mat. 111
Avg. WI 98 | CCB - | CCW 42.6

XY 090033

GA 120409
Age 12y | Avg. WI 106
Calves 9 | Weaned 5

A.D. MULLINS
Grahamstown, Eastern Cape
mullins@isat.co.za
P.O. BOX 430,,KENTON-ON-SEA, 6191

COW VALUE	96
97	Calving Ease Value
96	Calf Growth Value
106	Milk Value
94	Maintenance Value
101	Fertility Value
GROWTH VALUE	108
CARCASS VALUE	99
PRODUCTION VALUE	97

LOGIX GENETICS | GENETRIX — EBV Analysis 2025-08-19

Calf and Mother				Fertility			
Birth Dir.	Birth Mat.	Wean Dir.	Wean Mat.	Scr. Circ.	Heifer Fert.	Cow Fert.	Longev.
98	98	96	106	111	107	99	85
73%	50%	69%	53%	48%	36%	21%	51%

Post-Wean Growth			Frame			Carcass		
Post Wean	ADG	FCR	Mature Weight	Height	Length	EMA	Fat	Mar
101	105	104	105	101	96	96	102	100
54%	43%	7%	52%	47%	44%	31%	35%	31%

Birth Weight	205D Weight	365D Weight	540D Weight	Avg. Carcass Weight
36kg	245kg | *119 (45)*	-	-	0

Myostatin	
Q204X	Not Tested
NT821	Not Tested
F94L	Not Tested

SELLER REMARKS: Injections: Supvax, Ivermec gold Tests: CA and TB, Pregnancy Comments: Milk value 106, Growth value 108. Heifer calf at foot. ADM 25-20 sired by TT 21-47.

LOT 36 (F)

ADM 230019

Herd Book	B
Birth date	2023-04-05
Age	2y 5m
Inbreeding	2%

GH 190009
Wean Mat. 96

Parentage	Sire	Dam
DNA		
Genomic		

AVR 150076
Wean Mat. 111

AVR 110050

V 120123
Age 3y | Avg. WI 99
Calves 1 | Weaned 1

GH 160063
Age 4y | AFC 34m | ICP 445d
Calves 2 | Weaned 2 | Wean Mat. 90
Avg. WI 101 | CCB 6.36 | CCW 46.2

ASE 060103

GH 11015A
Age 11y | Avg. WI 101
Calves 8 | Weaned 8

ADM 200055
Age 5y | AFC - | ICP 353d
Calves 3 | Weaned 2 | Wean Mat. 118
Avg. WI 105 | CCB 6.36 | CCW 46.2
Calvings: 23-04, 24-03, 25-03

AVR 150034
Wean Mat. 108

XY 100077

H 070041
Age 9y | Avg. WI 108
Calves 5 | Weaned 5

A.D. MULLINS
Grahamstown, Eastern Cape
mullins@isat.co.za
P.O. BOX 430,,KENTON-ON-SEA, 6191

COW VALUE	101
97	Calving Ease Value
98	Calf Growth Value
107	Milk Value
106	Maintenance Value
100	Fertility Value
GROWTH VALUE	97
CARCASS VALUE	100
PRODUCTION VALUE	99

LOGIX GENETICS | GENETRIX — EBV Analysis 2025-08-19

Calf and Mother				Fertility			
Birth Dir.	Birth Mat.	Wean Dir.	Wean Mat.	Scr. Circ.	Heifer Fert.	Cow Fert.	Longev.
94	115	98	107	105	107	98	104
69%	38%	50%	38%	44%	24%	12%	39%

Post-Wean Growth			Frame			Carcass		
Post Wean	ADG	FCR	Mature Weight	Height	Length	EMA	Fat	Mar
92	101	-	92	101	101	86	83	98
42%	39%		29%	42%	39%	38%	41%	38%

Birth Weight	205D Weight	365D Weight	540D Weight	Avg. Carcass Weight
32kg	208kg | *100 (1)*	-	-	0

Myostatin	
Q204X	Not Tested
NT821	Not Tested
F94L	Not Tested

SELLER REMARKS: Injections: Supvax, Ivermec gold Tests: CA and TB, Pregnancy Comments: Pregnant Heifer. Milk value 107, Cow value 101. 8 m Preg. In calf to TT 21-47.

© Compiled by the South African Stud Book and Livestock Improvement Association
All Pedigree- and Performance Data is as recorded on LOGIX on 01 September 2025

LOT 37 (F)

ADM 230031



Herd Book	SP
Birth date	2023-08-25
Age	2y 1m
Inbreeding	6%

A.D. MULLINS
Grahamstown, Eastern Cape
mullins@isat.co.za
P.O. BOX 430,,KENTON-ON-SEA, 6191

Parentage	Sire	Dam
DNA		
Genomic		

ADM 210010 Wean Mat. 65
- **GH 150004** Wean Mat. 56
  - **XY 120065**
  - **XY 120042** Age 7y | Avg. WI 101 | Calves 4 | Weaned 3
- **ADM 180014** Age 5y | AFC 28m | ICP 432d | Calves 3 | Weaned 2 | Wean Mat. 92 | Avg. WI 96 | CCB 6.34 | CCW 45.4
  - **HBH 040858**
  - **ADM 120003** Age 10y | Avg. WI 94 | Calves 8 | Weaned 6

ADM 160028 Age 8y | AFC 35m | ICP 358d | Calves 6 | Weaned 6 | Wean Mat. 118 | Avg. WI 103 | CCB 6.34 | CCW 45.4
Calvings: 19-10, 20-08, 21-09, 22-09, 23-08, 24-09
- **XY 100005** Wean Mat. 115
  - **M 040002**
  - **H 980003** Age 15y | Avg. WI 94 | Calves 11 | Weaned 5
- **XY 090100** Age 9y | AFC 32m | ICP 427d | Calves 6 | Weaned 5 | Wean Mat. 102 | Avg. WI 106 | CCB 6.34 | CCW 45.4
  - **HBH 061018**
  - **XY 060056** Age 12y | Avg. WI 102 | Calves 9 | Weaned 7

COW VALUE	99
99	Calving Ease Value
101	Calf Growth Value
91	Milk Value
97	Maintenance Value
110	Fertility Value
GROWTH VALUE	117
CARCASS VALUE	107
PRODUCTION VALUE	101

LOGIX EBV Analysis 2025-08-19

Calf and Mother				Fertility			
Birth Dir.	Birth Mat.	Wean Dir.	Wean Mat.	Scr. Circ.	Heifer Fert.	Cow Fert.	Longev.
97	114	101	91	109	106	109	109
71%	46%	66%	49%	46%	34%	19%	45%

Post-Wean Growth			Frame			Carcass		
Post Wean	ADG	FCR	Mature Weight	Height	Length	EMA	Fat	Mar
98	119	108	102	119	108	111	107	99
56%	39%	8%	48%	43%	38%	36%	41%	36%

Birth Weight	205D Weight	365D Weight	540D Weight	Avg. Carcass Weight
33kg	196kg | 103 (6)	246kg | 99 (7)	-	0

Myostatin	
Q204X	Not Tested
NT821	Not Tested
F94L	Not Tested

SELLER REMARKS: Injections: Supvax, Ivermec gold Tests: CA and TB, Pregnancy Comments: Pregnant Heifer. Cow value 99, Growth value 117. 7.5 m Preg. In calf to ADM 23-42.

LOT 38 (F)

TT 230034

Herd Book	SP
Birth date	2023-09-11
Age	2y
Inbreeding	5%

S.T.R. MAINSSHEARD
Port Elizabeth, Eastern Cape
0823234286
crosswayfarm@gmail.com
P.O. BOX 8,,THORNHILL, 6375

Parentage	Sire	Dam
DNA		
Genomic		

TT 190020 Wean Mat. 69
- **GH 140001** Wean Mat. 58
  - **ASE 060103**
  - **GH 080001** Age 6y | Avg. WI 101 | Calves 3 | Weaned 3
- **E 160057** Age 9y | AFC 38m | ICP 373d | Calves 6 | Weaned 6 | Wean Mat. 121 | Avg. WI 105 | CCB - | CCW 47.6
  - **AM 090025**
  - **E 110023** Age 13y | Avg. WI 106 | Calves 11 | Weaned 8

TT 160048 Age 8y | AFC 35m | ICP 368d | Calves 6 | Weaned 6 | Wean Mat. 105 | Avg. WI 99 | CCB - | CCW 47.6
Calvings: 19-09, 20-08, 21-09, 22-09, 23-09, 24-09
- **TT 120B03** Wean Mat. 128
  - **XY 090051**
  - **XY 090084** Age 7y | Avg. WI 99 | Calves 5 | Weaned 4
- **TT 120016** Age 5y | AFC 36m | ICP 394d | Calves 2 | Weaned 2 | Wean Mat. 98 | Avg. WI 125 | CCB - | CCW 47.6
  - **T 020011**
  - **CR 020065** Age 16y | Avg. WI 89 | Calves 14 | Weaned 8

COW VALUE	93
82	Calving Ease Value
118	Calf Growth Value
88	Milk Value
96	Maintenance Value
89	Fertility Value
GROWTH VALUE	116
CARCASS VALUE	118
PRODUCTION VALUE	96

LOGIX EBV Analysis 2025-08-19

Calf and Mother				Fertility			
Birth Dir.	Birth Mat.	Wean Dir.	Wean Mat.	Scr. Circ.	Heifer Fert.	Cow Fert.	Longev.
72	127	118	88	127	93	89	102
74%	51%	71%	56%	51%	40%	16%	48%

Post-Wean Growth			Frame			Carcass		
Post Wean	ADG	FCR	Mature Weight	Height	Length	EMA	Fat	Mar
110	121	108	104	111	115	120	106	101
72%	46%	11%	48%	50%	47%	45%	48%	46%

Birth Weight	205D Weight	365D Weight	540D Weight	Avg. Carcass Weight
35kg	200kg | 102 (38)	253kg | 102 (42)	355kg | 106 (39)	0

Myostatin	
Q204X	Not Tested
NT821	Not Tested
F94L	Not Tested

SELLER REMARKS: Inentings / Injections: RB51, Supervax, Ivomec Gold
Toetse / Tests: CA and TB, Pregnancy
Kommentaar / Comments: 6 months ic to : A 20-10 (USC026614)

© Compiled by the South African Stud Book and Livestock Improvement Association
All Pedigree- and Performance Data is as recorded on LOGIX on 01 September 2025

LOT 39 (F)

TT 230076

Herd Book	SP
Birth date	2023-10-13
Age	1y 11m
Inbreeding	5%

GH 190057
Wean Mat. 142

Parentage	Sire	Dam
DNA		
Genomic		

AM 130234
Wean Mat. 132

H 050089
CR 020058
Age 13y | Avg. WI 98
Calves 12 | Weaned 10

GH 150067
Age 9y | AFC 35m | ICP 378d
Calves 7 | Weaned 7 | Wean Mat. 115
Avg. WI 100 | CCB - | CCW 37

XY 100005
GH 051008
Age 11y | Avg. WI 105
Calves 7 | Weaned 6

TT 200034
Age 4y | AFC 24m | ICP 356d
Calves 3 | Weaned 3 | Wean Mat. 90
Avg. WI 88 | CCB - | CCW 37
Calvings: 22-10, 23-10, 24-09

AM 100079
Wean Mat. 97

W 060015
AM 060028
Age 8y | Avg. WI 107
Calves 6 | Weaned 5

TT 120004
Age 13y | AFC 32m | ICP 362d
Calves 11 | Weaned 10 | Wean Mat. 115
Avg. WI 108 | CCB - | CCW 37

HBH 061018
XY 040004
Age 13y | Avg. WI 103
Calves 10 | Weaned 8

S.T.R. MAINSSHEARD
Port Elizabeth, Eastern Cape
0823234286
crosswayfarm@gmail.com
P.O. BOX 8,,THORNHILL, 6375

COW VALUE	112
98	Calving Ease Value
97	Calf Growth Value
117	Milk Value
98	Maintenance Value
113	Fertility Value
GROWTH VALUE	101
CARCASS VALUE	97
PRODUCTION VALUE	110

LOGIX EBV Analysis 2025-08-19

Calf and Mother				Fertility			
Birth Dir.	Birth Mat.	Wean Dir.	Wean Mat.	Scr. Circ.	Heifer Fert.	Cow Fert.	Longev.
96	110	97	117	99	113	110	96
73%	45%	69%	50%	39%	35%	19%	48%

Post-Wean Growth			Frame			Carcass		
Post Wean	ADG	FCR	Mature Weight	Height	Length	EMA	Fat	Mar
95	100	98	99	88	96	102	92	97
70%	34%	11%	46%	38%	35%	32%	36%	32%

Birth Weight	205D Weight	365D Weight	540D Weight	Avg. Carcass Weight
29kg	171kg | 87 (38)	220kg | 92 (42)	315kg | 95 (39)	0

Myostatin	
Q204X	Not Tested
NT821	Not Tested
F94L	Not Tested

SELLER REMARKS: Inentings / Injections: RB51, Supervax, Ivomec Gold
Toetse / Tests: CA & TB, Pregnancy
Kommentaar / Comments: 6 months ic to : GH19-09 (012899u001)

LOT 40 (F)

ADM 230046

Herd Book	SP
Birth date	2023-09-04
Age	2y
Inbreeding	2%

ADM 210010
Wean Mat. 65

Parentage	Sire	Dam
DNA		
Genomic		

GH 150004
Wean Mat. 56

XY 120065
XY 120042
Age 7y | Avg. WI 101
Calves 4 | Weaned 3

ADM 180014
Age 5y | AFC 28m | ICP 432d
Calves 3 | Weaned 2 | Wean Mat. 92
Avg. WI 96 | CCB 6.28 | CCW 44.6

HBH 040858
ADM 120003
Age 10y | Avg. WI 94
Calves 8 | Weaned 6

E 110023
Age 13y | AFC 30m | ICP 397d
Calves 11 | Weaned 8 | Wean Mat. 136
Avg. WI 106 | CCB 6.28 | CCW 44.6
Calvings: 14-04, 15-06, 16-06, 17-06, 18-08, 19-09, 20-09, 21-09, 22-09, 23-09, 25-03

GNC 080018
Wean Mat. 128

PT 990012
J 941919
Age 17y | Avg. WI 108
Calves 13 | Weaned 10

DT 080008
Age 8y | AFC - | ICP 360d
Calves 7 | Weaned 6 | Wean Mat. 119
Avg. WI 104 | CCB 6.28 | CCW 44.6

A.D. MULLINS
Grahamstown, Eastern Cape
mullins@isat.co.za
P.O. BOX 430,,KENTON-ON-SEA, 6191

COW VALUE	92
95	Calving Ease Value
99	Calf Growth Value
100	Milk Value
94	Maintenance Value
95	Fertility Value
GROWTH VALUE	110
CARCASS VALUE	112
PRODUCTION VALUE	93

LOGIX EBV Analysis 2025-08-19

Calf and Mother				Fertility			
Birth Dir.	Birth Mat.	Wean Dir.	Wean Mat.	Scr. Circ.	Heifer Fert.	Cow Fert.	Longev.
94	108	99	100	104	101	93	108
72%	47%	66%	49%	47%	26%	13%	44%

Post-Wean Growth			Frame			Carcass		
Post Wean	ADG	FCR	Mature Weight	Height	Length	EMA	Fat	Mar
105	111	107	106	118	109	114	118	103
54%	39%	5%	46%	44%	38%	38%	43%	39%

Birth Weight	205D Weight	365D Weight	540D Weight	Avg. Carcass Weight
34kg	204kg | 108 (6)	264kg | 110 (7)	-	0

Myostatin	
Q204X	Not Tested
NT821	Not Tested
F94L	Not Tested

SELLER REMARKS: Injections: Supvax, Ivermec gold Tests: CA and TB, Pregnancy Comments: Pregnant Heifer. Milk value 100, Growth value 110.7 m Preg. In calf to TT 21-47.

© Compiled by the South African Stud Book and Livestock Improvement Association
All Pedigree- and Performance Data is as recorded on LOGIX on 01 September 2025

LOT 41 (F)

TT 230085

Herd Book	SP
Birth date	2023-10-30
Age	1y 11m
Inbreeding	5%

TT 190020
Wean Mat. 69

Parentage	Sire	Dam
DNA		
Genomic		

GH 140001
Wean Mat. 58

ASE 060103

GH 080001
Age 6y | Avg. WI 101
Calves 3 | Weaned 3

E 160057
Age 9y | AFC 38m | ICP 373d
Calves 6 | Weaned 6 | Wean Mat. 121
Avg. WI 105 | CCB - | CCW 43.3

AM 090025

E 110023
Age 13y | Avg. WI 106
Calves 11 | Weaned 8

TT 200048
Age 4y | AFC 24m | ICP 357d
Calves 3 | Weaned 3 | Wean Mat. 98
Avg. WI 100 | CCB - | CCW 43.3
Calvings: 22-10, 23-10, 24-10

TT 150053
Wean Mat. 106

AM 100079

XY 100030
Age 12y | Avg. WI 100
Calves 9 | Weaned 7

TT 120011
Age 11y | AFC 38m | ICP 367d
Calves 8 | Weaned 8 | Wean Mat. 82
Avg. WI 101 | CCB - | CCW 43.3

T 020011

CR 070110
Age 14y | Avg. WI 98
Calves 10 | Weaned 11

S.T.R. MAINSSHEARD
Port Elizabeth, Eastern Cape
0823234286
crosswayfarm@gmail.com
P.O. BOX 8,,THORNHILL, 6375

COW VALUE	92
80	Calving Ease Value
113	Calf Growth Value
84	Milk Value
98	Maintenance Value
103	Fertility Value
GROWTH VALUE	106
CARCASS VALUE	108
PRODUCTION VALUE	93

LOGIX GENETICS | GENETIKA — EBV Analysis 2025-08-19

Calf and Mother				Fertility			
Birth Dir.	Birth Mat.	Wean Dir.	Wean Mat.	Scr. Circ.	Heifer Fert.	Cow Fert.	Longev.
78	108	113	84	122	101	103	104
73%	48%	61%	52%	52%	38%	16%	45%

Post-Wean Growth			Frame			Carcass		
Post Wean	ADG	FCR	Mature Weight	Height	Length	EMA	Fat	Mar
110	110	102	101	98	104	114	119	104
58%	47%	10%	46%	51%	48%	47%	50%	47%

Myostatin	
Q204X	Not Tested
NT821	Not Tested
F94L	Not Tested

Birth Weight	205D Weight	365D Weight	540D Weight	Avg. Carcass Weight
35kg	194kg | 92 (2)	247kg | 102 (42)	337kg | 101 (39)	0

SELLER REMARKS: Inentings / Injections: RB51, Supervax, Ivomec Gold
Toetse / Tests: CA and TB. Pregnancy
Kommentaar / Comments: 6 months ic to : GH 19-09 (012899u001)

LOT 42 (F)

TT 230088

Herd Book	SP
Birth date	2023-11-04
Age	1y 10m
Inbreeding	4%

TT 190020
Wean Mat. 69

Parentage	Sire	Dam
DNA		
Genomic		

GH 140001
Wean Mat. 58

ASE 060103

GH 080001
Age 6y | Avg. WI 101
Calves 3 | Weaned 3

E 160057
Age 9y | AFC 38m | ICP 373d
Calves 6 | Weaned 6 | Wean Mat. 121
Avg. WI 105 | CCB - | CCW 37.9

AM 090025

E 110023
Age 13y | Avg. WI 106
Calves 11 | Weaned 8

TT 200007
Age 5y | AFC 27m | ICP 362d
Calves 3 | Weaned 2 | Wean Mat. 113
Avg. WI 109 | CCB - | CCW 37.9
Calvings: 22-10, 23-11, 24-10

R 090050
Wean Mat. 114

R 040057

R 050014
Age 7y | Avg. WI 106
Calves 4 | Weaned 3

TT 170033
Age 7y | AFC 34m | ICP 395d
Calves 5 | Weaned 3 | Wean Mat. 100
Avg. WI 100 | CCB - | CCW 37.9

HBH 140060

XY 070012
Age 12y | Avg. WI 92
Calves 11 | Weaned 11

S.T.R. MAINSSHEARD
Port Elizabeth, Eastern Cape
0823234286
crosswayfarm@gmail.com
P.O. BOX 8,,THORNHILL, 6375

COW VALUE	94
90	Calving Ease Value
109	Calf Growth Value
89	Milk Value
88	Maintenance Value
100	Fertility Value
GROWTH VALUE	113
CARCASS VALUE	104
PRODUCTION VALUE	95

LOGIX GENETICS | GENETIKA — EBV Analysis 2025-08-19

Calf and Mother				Fertility			
Birth Dir.	Birth Mat.	Wean Dir.	Wean Mat.	Scr. Circ.	Heifer Fert.	Cow Fert.	Longev.
88	115	109	89	118	93	103	101
73%	47%	70%	52%	49%	39%	16%	47%

Post-Wean Growth			Frame			Carcass		
Post Wean	ADG	FCR	Mature Weight	Height	Length	EMA	Fat	Mar
109	116	116	114	108	110	114	93	99
72%	45%	8%	47%	49%	45%	45%	48%	45%

Myostatin	
Q204X	Not Tested
NT821	Not Tested
F94L	Not Tested

Birth Weight	205D Weight	365D Weight	540D Weight	Avg. Carcass Weight
34kg	218kg | 113 (38)	244kg | 101 (42)	348kg | 105 (39)	0

SELLER REMARKS: Inentings / Injections: RB51, Supervax, Ivomec Gold
Toetse / Tests: CA and TB, Pregnancy
Kommentaar / Comments: 6 months ic to : A 20-10 (USC026614)

© Compiled by the South African Stud Book and Livestock Improvement Association
All Pedigree- and Performance Data is as recorded on LOGIX on 01 September 2025

LOT 43 (F)

TT 230096

Herd Book	SP
Birth date	2023-11-15
Age	1y 10m
Inbreeding	6%

S.T.R. MAINSSHEARD

Port Elizabeth, Eastern Cape
0823234286
crosswayfarm@gmail.com
P.O. BOX 8,,THORNHILL, 6375

Parentage	Sire	Dam
DNA		
Genomic		

- G 170072 — Wean Mat. 86
  - R 110003 — Wean Mat. 102
    - R 960039
    - R 050015 — Age 15y | Avg. WI 103 | Calves 13 | Weaned 12
  - G 140072 — Age 11y | AFC 36m | ICP 430d | Calves 7 | Weaned 7 | Wean Mat. 101 | Avg. WI 110 | CCB - | CCW 49.2
    - CR 070037
    - SW 100011 — Age 13y | Avg. WI 104 | Calves 10 | Weaned 9
- TT 200016 — Age 5y | AFC 26m | ICP 382d | Calves 3 | Weaned 3 | Wean Mat. 88 | Avg. WI 104 | CCB - | CCW 49.2 | Calvings: 22-10, 23-11, 24-11
  - ADM 170001 — Wean Mat. 58
    - TT 130024
    - ADM 140003 — Age 10y | Avg. WI 104 | Calves 8 | Weaned 8
  - TT 150004 — Age 10y | AFC 27m | ICP 373d | Calves 8 | Weaned 8 | Wean Mat. 100 | Avg. WI 101 | CCB - | CCW 49.2
    - AM 100079
    - CR 070071 — Age 8y | Avg. WI 114 | Calves 6 | Weaned 3

COW VALUE	110
103	Calving Ease Value
111	Calf Growth Value
90	Milk Value
111	Maintenance Value
100	Fertility Value
GROWTH VALUE	88
CARCASS VALUE	99
PRODUCTION VALUE	106

LOGIX EBV Analysis 2025-08-19

Calf and Mother				Fertility			
Birth Dir.	Birth Mat.	Wean Dir.	Wean Mat.	Scr. Circ.	Heifer Fert.	Cow Fert.	Longev.
104	95	111	90	110	98	101	111
73%	48%	70%	53%	51%	35%	15%	49%

Post-Wean Growth			Frame			Carcass		
Post Wean	ADG	FCR	Mature Weight	Height	Length	EMA	Fat	Mar
106	92	90	88	96	101	83	101	107
70%	45%	17%	52%	50%	46%	39%	44%	39%

Myostatin	
Q204X	Not Tested
NT821	Not Tested
F94L	Not Tested

Birth Weight	205D Weight	365D Weight	540D Weight	Avg. Carcass Weight
32kg	185kg | 94 (38)	229kg | 95 (42)	327kg | 98 (39)	0

SELLER REMARKS: Inentings / Injections: RB51, Supervax, Ivomec Gold
Toetse / Tests: CA and TB, Pregnancy
Kommentaar / Comments: 6 months ic to : GH 19-09 (012899u001)

LOT 44 (F)

ADM 240002

Herd Book	B
Birth date	2024-02-01
Age	1y 7m
Inbreeding	4%

A.D. MULLINS

Grahamstown, Eastern Cape
mullins@isat.co.za
P.O. BOX 430,,KENTON-ON-SEA, 6191

Parentage	Sire	Dam
DNA		
Genomic		

- GH 140006 — Wean Mat. 99
  - XY 100005 — Wean Mat. 115
    - M 040002
    - H 980003 — Age 15y | Avg. WI 94 | Calves 11 | Weaned 5
  - GH 110022 — Age 5y | AFC 35m | ICP 399d | Calves 3 | Weaned 3 | Wean Mat. 76 | Avg. WI 89 | CCB 6.36 | CCW 45.7
    - HBH 061041
    - GH 070006 — Age 11y | Avg. WI 104 | Calves 8 | Weaned 7
- ADM 170027 — Age 8y | AFC - | ICP 407d | Calves 5 | Weaned 4 | Wean Mat. 118 | Avg. WI 101 | CCB 6.36 | CCW 45.7 | Calvings: 20-10, 21-10, 22-12, 24-02, 25-04
  - AM 090025 — Wean Mat. 114
    - HBH 060976
    - AM 070002 — Age 18y | Avg. WI 99 | Calves 11 | Weaned 7

COW VALUE	107
96	Calving Ease Value
95	Calf Growth Value
109	Milk Value
99	Maintenance Value
119	Fertility Value
GROWTH VALUE	118
CARCASS VALUE	97
PRODUCTION VALUE	109

LOGIX EBV Analysis 2025-08-19

Calf and Mother				Fertility			
Birth Dir.	Birth Mat.	Wean Dir.	Wean Mat.	Scr. Circ.	Heifer Fert.	Cow Fert.	Longev.
95	104	95	109	99	115	119	106
71%	49%	54%	48%	49%	33%	16%	46%

Post-Wean Growth			Frame			Carcass		
Post Wean	ADG	FCR	Mature Weight	Height	Length	EMA	Fat	Mar
96	114	108	99	110	101	84	65	67
50%	43%	6%	50%	47%	42%	41%	45%	41%

Myostatin	
Q204X	Not Tested
NT821	Not Tested
F94L	Not Tested

Birth Weight	205D Weight	365D Weight	540D Weight	Avg. Carcass Weight
32kg	255kg | 103 (2)	261kg | 103 (10)	-	0

SELLER REMARKS: Injections: Supvax, Ivermec gold Tests: CA and TB, Pregnancy Comments: Open heifer. Milk value 107, Growth value 118.

© Compiled by the South African Stud Book and Livestock Improvement Association
All Pedigree- and Performance Data is as recorded on LOGIX on 01 September 2025

LOT 45 (F)

ADM 240008

Herd Book	SP
Birth date	2024-03-12
Age	1y 6m
Inbreeding	5%

Parentage	Sire	Dam
DNA		
Genomic		

ADM 200041
Wean Mat. 101

- **GH 140006**
  Wean Mat. 99
  - **XY 100005**
  - **GH 110022**
    Age 5y | Avg. WI 89
    Calves 3 | Weaned 3
- **ADM 160016**
  Age 8y | AFC 34m | ICP 367d
  Calves 6 | Weaned 6 | Wean Mat. 118
  Avg. WI 102 | CCB 6.49 | CCW 42.2
  - **GH 120013**
  - **ADM 110024**
    Age 6y | Avg. WI 112
    Calves 3 | Weaned 1

ADM 180042
Age 6y | AFC 25m | ICP 373d
Calves 5 | Weaned 4 | Wean Mat. 88
Avg. WI 94 | CCB 6.49 | CCW 42.2
Calvings: 21-02, 22-04, 23-03, 24-03, 25-03

- **HBH 040858**
  Wean Mat. 91
  - **BG 960053**
  - **HBH 980330**
    Age 16y | Avg. WI 105
    Calves 13 | Weaned 13
- **ASE 080032**
  Age 13y | AFC - | ICP 430d
  Calves 9 | Weaned 9 | Wean Mat. 102
  Avg. WI 101 | CCB 6.49 | CCW 42.2
  - **CR 020015**

A.D. MULLINS
Grahamstown, Eastern Cape
mullins@isat.co.za
P.O. BOX 430,,KENTON-ON-SEA, 6191

COW VALUE	93
85	Calving Ease Value
104	Calf Growth Value
93	Milk Value
95	Maintenance Value
107	Fertility Value
GROWTH VALUE	88
CARCASS VALUE	87
PRODUCTION VALUE	90

LOGIX EBV Analysis 2025-08-19

Calf and Mother				Fertility			
Birth Dir.	Birth Mat.	Wean Dir.	Wean Mat.	Scr. Circ.	Heifer Fert.	Cow Fert.	Longev.
85	107	104	93	90	110	105	110
71%	45%	66%	48%	45%	32%	18%	43%

Post-Wean Growth			Frame			Carcass		
Post Wean	ADG	FCR	Mature Weight	Height	Length	EMA	Fat	Mar
100	85	91	105	100	90	88	90	93
55%	38%	7%	46%	43%	38%	37%	41%	37%

Birth Weight	205D Weight	365D Weight	540D Weight	Avg. Carcass Weight
34kg	191kg | *101 (9)*	267kg | *105 (10)*	-	0

Myostatin	
Q204X	Not Tested
NT821	Not Tested
F94L	Not Tested

SELLER REMARKS: Injections: Supvax, Ivermec gold Tests: CA and TB, Pregnancy Comments: Open heifer. Calf Growth value 104.

LOT 46 (F)

ADM 240009

Herd Book	SP
Birth date	2024-03-16
Age	1y 6m
Inbreeding	6%

Parentage	Sire	Dam
DNA		
Genomic		

GH 190009
Wean Mat. 96

- **AVR 150076**
  Wean Mat. 111
  - **AVR 110050**
  - **V 120123**
    Age 3y | Avg. WI 99
    Calves 1 | Weaned 1
- **GH 160063**
  Age 4y | AFC 34m | ICP 445d
  Calves 2 | Weaned 2 | Wean Mat. 90
  Avg. WI 101 | CCB 7.53 | CCW 47.2
  - **ASE 060103**
  - **GH 11015A**
    Age 11y | Avg. WI 101
    Calves 8 | Weaned 8

ADM 190056
Age 5y | AFC 26m | ICP 375d
Calves 4 | Weaned 3 | Wean Mat. 97
Avg. WI 99 | CCB 7.53 | CCW 47.2
Calvings: 22-02, 23-03, 24-03, 25-03

- **TT 150053**
  Wean Mat. 106
  - **AM 100079**
  - **XY 100030**
    Age 12y | Avg. WI 100
    Calves 9 | Weaned 7
- **GH 140095**
  Age 8y | AFC 35m | ICP 364d
  Calves 6 | Weaned 5 | Wean Mat. 95
  Avg. WI 100 | CCB 7.53 | CCW 47.2
  - **HBH 040858**
  - **ADM 070005**
    Age 18y | Avg. WI 102
    Calves 11 | Weaned 10

A.D. MULLINS
Grahamstown, Eastern Cape
mullins@isat.co.za
P.O. BOX 430,,KENTON-ON-SEA, 6191

COW VALUE	94
80	Calving Ease Value
112	Calf Growth Value
96	Milk Value
95	Maintenance Value
96	Fertility Value
GROWTH VALUE	89
CARCASS VALUE	98
PRODUCTION VALUE	91

LOGIX EBV Analysis 2025-08-19

Calf and Mother				Fertility			
Birth Dir.	Birth Mat.	Wean Dir.	Wean Mat.	Scr. Circ.	Heifer Fert.	Cow Fert.	Longev.
81	96	112	96	105	94	97	106
73%	44%	67%	47%	51%	29%	16%	44%

Post-Wean Growth			Frame			Carcass		
Post Wean	ADG	FCR	Mature Weight	Height	Length	EMA	Fat	Mar
104	94	94	104	99	95	106	115	91
56%	45%	7%	44%	49%	45%	44%	48%	44%

Birth Weight	205D Weight	365D Weight	540D Weight	Avg. Carcass Weight
35kg	201kg | *107 (9)*	268kg | *106 (10)*	-	0

Myostatin	
Q204X	Not Tested
NT821	Not Tested
F94L	Not Tested

SELLER REMARKS: Injections: Supvax, Ivermec gold Tests: CA and TB Comments: Open heifer. Calf Growth value 112.

© Compiled by the South African Stud Book and Livestock Improvement Association
All Pedigree- and Performance Data is as recorded on LOGIX on 01 September 2025

LOT 47 (F)

ADM 240012

Herd Book	SP
Birth date	2024-03-27
Age	1y 6m
Inbreeding	5%

Parentage	Sire	Dam
DNA		
Genomic		

- **GH 190009** Wean Mat. 96
  - **AVR 150076** Wean Mat. 111
    - **AVR 110050**
    - **V 120123** Age 3y | Avg. WI 99 Calves 1 | Weaned 1
  - **GH 160063** Age 4y | AFC 34m | ICP 445d Calves 2 | Weaned 2 | Wean Mat. 90 Avg. WI 101 | CCB 7.28 | CCW 39.8
    - **ASE 060103**
    - **GH 11015A** Age 11y | Avg. WI 101 Calves 8 | Weaned 8
- **ADM 200042** Age 4y | AFC 30m | ICP 364d Calves 3 | Weaned 2 | Wean Mat. 86 Avg. WI 88 | CCB 7.28 | CCW 39.8 Calvings: 23-04, 24-03, 25-04
  - **GH 140006** Wean Mat. 99
    - **XY 100005**
    - **GH 110022** Age 5y | Avg. WI 89 Calves 3 | Weaned 3
  - **XY 110028** Age 13y | AFC 35m | ICP 363d Calves 11 | Weaned 11 | Wean Mat. 84 Avg. WI 94 | CCB 7.28 | CCW 39.8
    - **HBH 061018**
    - **ADM 050053** Age 11y | Avg. WI 97 Calves 8 | Weaned 8

A.D. MULLINS
Grahamstown, Eastern Cape
mullins@isat.co.za
P.O. BOX 430,,KENTON-ON-SEA, 6191

COW VALUE	90
100	Calving Ease Value
85	Calf Growth Value
94	Milk Value
126	Maintenance Value
105	Fertility Value
GROWTH VALUE	83
CARCASS VALUE	77
PRODUCTION VALUE	86

LOGIX GENETICS.COM.AU EBV Analysis 2025-08-19

Calf and Mother				Fertility			
Birth Dir.	Birth Mat.	Wean Dir.	Wean Mat.	Scr. Circ.	Heifer Fert.	Cow Fert.	Longev.
100	99	85	94	92	105	103	103
72%	*42%*	*68%*	*46%*	*50%*	*31%*	*16%*	*43%*

Post-Wean Growth			Frame			Carcass		
Post Wean	ADG	FCR	Mature Weight	Height	Length	EMA	Fat	Mar
79	80	84	79	84	76	74	105	69
58%	*44%*	*8%*	*44%*	*48%*	*44%*	*43%*	*47%*	*43%*

Birth Weight	205D Weight	365D Weight	540D Weight	Avg. Carcass Weight
32kg	162kg | *84 (9)*	218kg | *86 (10)*	-	0

Myostatin	
Q204X	Not Tested
NT821	Not Tested
F94L	Not Tested

SELLER REMARKS: Injections: Supvax, Ivermec gold Tests: CA and TB Comments: Open heifer. Calf Growth value 102.

© Compiled by the South African Stud Book and Livestock Improvement Association
All Pedigree- and Performance Data is as recorded on LOGIX on 01 September 2025

© Compiled by the South African Stud Book and Livestock Improvement Association

© Compiled by the South African Stud Book and Livestock Improvement Association

Dier Info				Actual Values						Expected Breeding Values											Indices			Dam		
LOT	Animal ID	Sex	SEC	Birth Wt (kg)	205d Wt (kg)	CCB *Ratio*	CCW *Ratio*	Length Height *Ratio*	Scr. Circ. *(mm)*	Birth Dir (kg)	Birth Mat (kg)	Wean Dir (kg)	Wean Mat (kg)	Post Wean (kg)	Mature Weight. (kg)	ADG (g/d)	FCR (kg:kg)	Scr. Circ. (mm)	Height. (mm)	Length (mm)	Wean	ADG	Scr. Circ.	Avg. Wean Index	Nr. Calves	Repr. Index
	Breed Average									1.02	0.04	7.0	1.3	11	18	88	-17	13.1	14.0	23.0						
	Auction Average			33	213	7.00	42.8	1.17	320	1.49	-0.16	9.3	0.8	13	21	91	-16	15.7	15	23	101	100	106	102	5.0	109

Dier Info				Actual Values						Expected Breeding Values											Dam		
LOT	Animal ID	Sex	SEC	Birth Wt (kg)	205d Wt (kg)	CCB *Ratio*	CCW *Ratio*	Carcass Weight *kg*	Birth Dir (kg)	Birth Mat (kg)	Wean Dir (kg)	Wean Mat (kg)	12m Weight (kg)	12m Weight (kg)	Mature Weight. (kg)	IMF (%)	Carcas Weight (kg)	EMA (cm2)	Rib Fat. (mm)	Fineness	Avg. Carc Index	Nr. Calves	Repr. Index
	Breed Average								1.02	0.04	7.0	1.3	5.8	12.3	18			0.0	-	-			
	Auction Average			33	213	7.00	42.8	-	1.49	-0.16	9.3	0.8	6.5	13	21	-	-	-	-	-	-	5.0	109
1	ADM 230026	M	SP	33	230	-	49.2	1.22	270	1.00	-0.46	7.6	-0.7	4.7	6.5	71	-12	11.9	8	22	106	106	97	106	1	102
2	TT 230091	M	SP	32	246	-	-	1.22	290	1.15	-0.25	11.2	8.8	18.2	22.6	63	2	3.9	11	28	107	92	79	113	4	107
3	ADM 230015	M	SP	33	204	-	-	1.15	265	0.03	0.22	3.6	0.6	1.9	6.8	44	-10	4.3	2	6	102	105	80	99	2	108
4	TT 230071	M	SP	35	233	-	-	1.18	365	1.55	0.55	15.9	-1.5	25.7	37.0	88	-5	26.1	8	22	99	111	129	106	4	105
5	ADM 230042	M	SP	35	242	9.26	-	-	300	2.06	-0.56	14.9	-1.2	16.8	14.1	92	-12	18	13	20	112	104	111	107	2	111
6	ADM 230010	M	SP	35	252	-	51.5	1.12	285	1.47	-0.10	9.6	1.4	15.2	23.5	75	-5	3.6	13	18	108	97	79	108	2	87
7	TT 230031	M	SP	29	226	-	-	1.17	360	0.43	0.64	15.6	3.8	25.0	38.3	107	-13	25.2	18	32	98	105	127	101	4	107
8	TT 230039	M	SP	38	238	-	-	1.23	375	2.53	-0.54	13.6	-0.5	24.3	30.5	154	-39	29.5	28	41	100	105	136	101	6	107
9	ADM 230006	M	SP	36	253	6.92	59	1.17	330	2.78	0.04	16.9	4.9	26.3	34.8	150	-40	31.1	34	44	108	87	140	106	4	114
10	ADM 230038	M	SP	33	222	6.24	-	-	300	1.58	-0.43	10.3	-3.6	13.7	19.1	108	-13	15.1	22	29	102	105	104	97	4	106
11	TT 230068	M	SP	31	254	-	-	1.19	345	0.68	0.67	15.4	4.5	24.1	44.4	94	-12	23	17	32	111	100	122	114	4	106
12	TT 230041	M	SP	30	235	-	-	1.16	360	0.33	-0.64	3.0	4.6	-1.1	4.5	28	9	11.8	-10	5	102	82	97	108	11	114
13	ADM 230087	M	SP	33	206	-	35.5	1.16	320	1.15	0.25	5.8	0.5	4.4	14.9	30	0	15.4	2	9	109	90	105	100	6	107
14	ADM 230059	M	SP	34	204	-	39.9	1.22	350	2.01	0.45	10.9	2.8	16.5	31.6	173	-38	25.9	23	33	107	117	129	105	6	119
15	TT 230033	M	SP	31	221	-	-	1.09	325	1.20	0.14	14.5	-1.9	22.6	33.8	83	-1	9.9	24	29	95	103	93	94	3	105
16	TT 230087	M	SP	36	221	-	-	1.21	310	1.68	-0.02	1.7	4.2	0.2	7.4	65	-5	4.8	4	14	92	99	81	98	4	108
17	ADM 230064	M	SP	35	201	-	47.1	1.17	340	2.37	-0.62	17.6	-3.2	21.9	23.3	97	-39	31.5	32	34	105	88	141	104	4	106
18	ADM 230058	M	SP	32	175	-	40.6	1.13	280	1.43	0.03	6.1	-2.4	5.1	8.7	71	-5	4.1	12	14	90	102	80	106	3	110
19	TT 230090	M	SP	30	235	-	-	1.17	320	0.10	0.61	11.0	-4.9	12.9	19.1	75	-7	21.3	17	20	102	98	118	102	2	94
20	TT 230032	M	SP	40	220	-	-	1.21	365	3.91	-0.01	14.5	-3.1	22.0	34.5	150	-34	22.8	25	38	90	112	122	98	4	107
21	ADM 230033	M	SP	34	221	6.98	-	-	300	0.73	-0.17	6.2	6.0	9.2	15.0	83	-12	9.5	22	24	101	100	92	102	6	109
22	ADM 230034	M	SP	35	219	6.62	-	-	300	1.56	-0.36	1.9	2.6	6.3	12.5	120	-21	17.2	24	25	99	102	109	108	6	112
23	TT 230038	M	SP	31	223	-	-	1.18	345	1.93	-0.61	8.3	-0.4	14.5	23.3	136	-36	22.7	22	36	96	98	121	95	3	106
24	TT 230047	M	SP	29	190	-	-	1.17	345	0.26	-0.96	5.0	-6.2	4.7	5.2	108	-27	25.7	11	21	100	94	128	98	5	108

Dier Info				Actual Values						Expected Breeding Values											Indices			Dam		
LOT	Animal ID	Sex	SEC	Birth Wt (kg)	205d Wt (kg)	CCB *Ratio*	CCW *Ratio*	Length Height *Ratio*	Scr. Circ. *(mm)*	Birth Dir (kg)	Birth Mat (kg)	Wean Dir (kg)	Wean Mat (kg)	Post Wean (kg)	Mature Weight. (kg)	ADG (g/d)	FCR (kg:kg)	Scr. Circ. (mm)	Height. (mm)	Length (mm)	Wean	ADG	Scr. Circ.	Avg. Wean Index	Nr. Calves	Repr. Index
	Breed Average									1.02	0.04	7.0	1.3	11	18	88	-17	13.1	14.0	23.0						
	Auction Average			33	213	7.00	42.8	1.17	320	1.49	-0.16	9.3	0.8	13	21	91	-16	15.7	15	23	101	100	106	102	5.0	109

Dier Info				Actual Values					Expected Breeding Values												Dam		
LOT	Animal ID	Sex	SEC	Birth Wt (kg)	205d Wt (kg)	CCB *Ratio*	CCW *Ratio*	Carcass Weight *kg*	Birth Dir (kg)	Birth Mat (kg)	Wean Dir (kg)	Wean Mat (kg)	12m Weight (kg)	12m Weight (kg)	Mature Weight. (kg)	IMF (%)	Carcas Weight (kg)	EMA (cm2)	Rib Fat. (mm)	Fineness	Avg. Carc Index	Nr. Calves	Repr. Index
	Breed Average								1.02	0.04	7.0	1.3	5.8	12.3	18			0.0	-	-			
	Auction Average			33	213	7.00	42.8	-	1.49	-0.16	9.3	0.8	6.5	13	21	-	-	-	-	-	-	5.0	109
26	ADM 230085	M	SP	32	176	-	36.5	1.12	285	0.79	-0.56	6.9	-4.6	3.8	3.5	43	6	5	1	6	91	102	82	94	6	106
27	TT 230021	M	SP	30	224	-	-	1.20	330	1.42	-0.96	7.2	5.4	4.3	8.5	46	6	6.4	-3	10	97	92	85	98	3	106
28	ADM 230051	M	SP	33	221	-	-	-	300	0.52	-0.18	7.1	-1.0	6.6	14.8	80	-10	16.2	15	19	101	109	107	97	6	110
29	E 130009	F	B	34	207	7.13	41.8	-	-	2.31	-0.20	10.8	7.6	20.0	52.4	61	2	1.4	15	20	103	-	74	100	6	101
30	ADM 140003	F	B	32	167	-	43.9	-	-	0.39	-0.81	12.6	0.2	17.7	5.7	115	-27	12.5	19	31	100	-	99	100	1	-
31	TT 170044	F	SP	34	190	-	43.4	-	-	2.14	-0.14	8.3	8.5	6.3	19.6	80	-16	10.3	19	22	102	-	94	108	11	114
32	TT 170055	F	SP	36	204	-	35.8	-	-	1.63	0.45	9.9	1.5	19.7	72.8	111	-36	19.9	21	32	111	-	115	98	10	108
33	TT 180041	F	SP	30	181	-	42.1	-	-	2.01	0.54	13.3	4.4	20.9	48.8	135	-30	15.4	30	41	107	-	105	105	7	108
34	TT 180044	F	SP	33	168	-	38.7	-	-	0.66	-0.57	4.9	-7.6	5.2	8.2	38	-11	10.9	4	9	98	-	95	93	14	118
35	GA 220324	F	B	36	245	-	44.2	-	-	1.18	0.11	5.5	2.9	12.8	24.1	98	-20	18.1	15	20	119	-	111	107	4	107
36	ADM 230019	F	B	32	208	-	-	-	-	1.49	-0.47	6.2	3.3	7.5	9.2	90	0	15.2	15	23	100	-	105	105	3	119
37	ADM 230031	F	SP	33	196	6.21	43.4	-	-	1.28	-0.46	7.5	-1.5	11.4	20.4	126	-24	17.3	25	28	103	-	109	103	6	110
38	TT 230034	F	SP	35	200	-	45.7	-	-	3.33	-0.88	14.2	-2.3	18.2	22.2	130	-23	25.4	20	33	102	-	127	99	6	109
39	TT 230076	F	SP	29	171	-	34.7	-	-	1.33	-0.29	6.0	6.5	9.5	17.0	87	-15	12.7	8	20	87	-	99	88	3	123
40	ADM 230046	F	SP	34	204	-	43.6	-	-	1.49	-0.24	6.7	1.4	15.8	24.4	110	-23	15	25	29	108	-	104	106	11	109
41	TT 230085	F	SP	35	194	-	38.7	-	-	2.82	-0.22	12.0	-3.5	17.8	19.5	107	-19	22.8	13	25	92	-	122	100	3	123
42	TT 230088	F	SP	34	218	-	36.5	-	-	2.00	-0.48	10.7	-1.9	17.9	34.0	120	-30	21.1	19	29	113	-	118	109	3	118
43	TT 230096	F	SP	32	185	-	42.6	-	-	0.68	0.22	11.4	-1.8	15.5	5.0	72	-9	17.8	12	23	94	-	110	104	3	118
44	ADM 240002	F	B	32	255	-	47	-	-	1.38	-0.11	5.2	3.9	9.6	17.3	115	-23	12.7	20	23	103	-	99	101	5	106
45	ADM 240008	F	SP	34	191	6.37	47.5	-	-	2.25	-0.18	8.6	-0.7	11.6	23.3	59	-10	8.5	14	16	101	-	90	94	5	117
46	ADM 240009	F	SP	35	201	7	43.2	-	-	2.53	0.17	11.8	0.2	13.7	22.5	76	-12	15.4	14	19	107	-	105	99	4	117
47	ADM 240012	F	SP	32	162	7.24	37.1	-	-	1.00	0.09	1.2	-0.6	-0.9	-6.0	50	-4	9.4	6	7	84	-	92	88	3	113

EXPLANATION OF CATALOGUE ABBREVIATIONS		VERDUIDELIKING VAN KATALOGUS AFKORTINGS	
Lot Number	LOT	LOT	Lot Nommer
Estimated breeding value	EBV	EBV	Beraamde teelwaarde
Parentage verification	Parentage	Ouerskap	Ouerskap verifikasie
Age in years	AGE	OUD.	Ouderdom in jaar
Age at First Calving	AFC	OEK	Ouderdom met Eerst Kalwing
Intercalving Period	ICP	TKP	Tussen-Kalf Periode
Number of calvings	Calvings	Kalwings	Aantal kalwings
Number of calves weaned	Weaned	Gespeen	Aantal kalwers gespeen
Average Wean index	Avg. WI	Gem. SI	Gemiddelde speen indeks
Animal identification number	ID	ID	Dier se identifikasie nommer
Herd Book Section	SEC	AFD	Kuddeboek Afdeling
Herd Book Section: Pending Registration	PEN	PEN	Kuddeboek Afdeling: Wag vir Registrasie
Herd Book Section: Not for Registration	NFR	NFR	Kuddeboek Afdeling: Nie vir Registrasie
Herd Book Section: Foundation Generation	FO	FO	Kuddeboek Afdeling: Fondasie Generasie
Herd Book Section: Appendix A	A	A	Kuddeboek Afdeling: Aanhangsel A
Herd Book Section: Appendix B	B	B	Kuddeboek Afdeling: Aanhangsel B
Herd Book Section: Studbook Proper, a registered animal	SP	SP	Kuddeboek Afdeling: Studbook Proper, 'n geregistreerde dier
Genomically Tested	GT	GT	Genomies Getoets
Homozygous Horned (Celtic test)	HH(c)	HH(c)	Homosigoties horings (Celtic toets)
Homozygous Polled (Celtic test)	PP(c)	PP(c)	Homosigotiets Poena (Celtic toets)
Heterozygous Polled (Celtic test)	Pp(c)	Pp(c)	Heterosigoties Poena (Celtic toets)
Phenotypically Polled	P	P	Fenotipies Poena
Birth Direct breeding value	Birth Dir.	Geb. Dir	Geboorte Direk teelwaarde
Wean Direct breeding value	Wean Dir.	Spn. Dir.	Speen Direk teelwaarde
Wean Maternal breeding value	Wean Mat.	SPn. Mat.	Speen Maternaal teelwaarde
Scrotal Circumference	Scr. Circ.	Skr. Omt.	Skrotum omtrek
Heifer Fertility	Heifer Fert.	Vers Vrugb.	Vers Vrugbaarheid
Cow Fertility	Cow Fert.	Koei Vrugb.	Koei Vrugbaarheid
Longevity	Longev.	Lankl.	Lanklewendheid
Mature Weight	Mat. Wt.	Volw. Gewig	Volwasse gewig
Average Daily Gain (g/day)	ADG	GDT	Gemiddelde Daaglikse Toename
Feed Conversion Ratio (kg:kg)	FCR	VOV	Voeromset Verhouding
Eye Muscle Area	EMA	OSO	Oogspier grootte
Backfat Thickness	Fat	Vet	Rugvet Diepte
Marbeling (intra-muscular fat)	Mar	Mar	Marmering (binne-spierse vet)
Actual Birth weight	Birth Wt.	Geb. gewig	Werklike Geboorte gewig
205-day Dam-age corrected weight	205d Wt.	205d gewig	205-dag Moeder-ouderdom gekorrigeerde gewig
365-day weight index	365D Index	365D Indeks	365-dae gewig indeks
540-day weight index	540D Index	540D Indeks	540-dae gewig indeks
Length-Height ratio	LH	LH	Lengte-Hoogte Verhouding
Cow-Calf Birth Ratio	CCG	KKG	Koei-Kalf Geboorte Verhouding
Cow-Calf Wean Ratio	CCW	KKS	Koei-Kalf Speen Verhouding
Average Weaning Index	Avg. WI	Gem. SI	Gemiddelde speen indeks
Number of Calves	Nr. Calves	Aant. Kalw.	Aantal kalwers
Reproduction Index	Repr. Index	Repr. Indeks	Reproduksie indeks
Animal sex: M - Male, F - Female	M / F	M / V	Dier geslag: M - Manlik, V - Vroulik

© Compiled by the South African Stud Book and Livestock Improvement Association