AMPTELIKE VEILINGSKATALOGUS VIR / OFFICIAL AUCTION CATALOGUE FOR

NTABA NYONI

Veilingsdatum / Auction Date:
14 February 2026

Data soos op / Data as on:
11 February 2026

BONSMARA SA

SA STAMBOEK STUD BOOK

SALES UNDER AUSPICES OF BONSMARA SA

Bonsmara stud breeding is subject to the stipulations of the Livestock Improvement Act and conforms to the standards of Bonsmara SA. The Society therefore has the right to implement certain controls to ensure the accuracy of information regarding Parentage, Performance and Estimated Breeding Values.

Information regarding Parentage, Performance and Estimated Breeding Values of animals, as supplied by the breeder, have been verified and compared to the official database of LOGIX BEEF. Bonsmara SA therefore, confirms the accuracy of such information.

To the knowledge of the Society these controls have been carried out accurately. However, the Society does not take any responsibility for incorrect information through printing errors or incorrect information provided by the breeder.

Animals on such sales have been visually screened by Inspectors of Bonsmara SA and comply with the Bonsmara Minimum Breed Standards as stipulated by the Society.

The Society DOES NOT have any control over:

- Immunization and health status of animals
- Pregnancy status of cows and heifers
- Suitability of a bull for breeding
- Fertility status as well as venereal diseases and
- Commercial animals

Since the above is not classified as information regarding Parentage, Performance and Estimated Breeding Values, it DOES NOT fall within the jurisdiction of the meaning "Under the Auspices of Bonsmara SA".

VEILINGS ONDER BESKERMING VAN BONSMARA SA

Bonsmara stoetteling wat onderhewig is aan die bepalings van die Veeverbeteringswet, vind plaas onder die vaandel van Bonsmara SA. Daarom behou die Genootskap hom die reg voor om kontroles volgens bepaalde prosedures uit te oefen ten opsigte van Ouerskap inligting, Prestasiedata en Beraamde Teelwaardes.

Ouerskap inligting, Prestasiedata en Beraamde Teelwaardes soos deur die teler voorsien vir die doel van hierdie katalogus, is gekontroleer en vergelyk met die amptelike databasis soos gehou deur LOGIX BEEF. Bonsmara SA bevestig dus die korrektheid van sodanige inligting.

Alhoewel die kontroles na die beste wete van die Genootskap gedoen is, kan die Genootskap egter nie verantwoordelik gehou word vir foutiewe inligting as gevolg van drukkersfoute of verkeerde inligting deur die telers verskaf nie.

Diere wat op hierdie veilings aangebied word, is onderwerp aan 'n proses van visuele inspeksie deur Keurders van Bonsmara SA en voldoen aan die Bonsmara Minimum Rasstandaarde soos bepaal deur die Genootskap.

Die Genootskap het egter GEEN beheer oor:

- Immunisering en gesondheidstatus van diere
- Dragtigheidstatus van koeie en verse
- Teelgeskiktheid van bulle
- Vrugbaarheidstatus, asook geslagsiektes en
- Kommersiële diere nie.

Aangesien bogenoemde nie val onder die bedoeling met Ouerskap inligting, Prestasiedata en Beraamde Teelwaardes nie, sorteer dit NIE onder die jurisdiksie van die bedoeling "Onder beskerming van Bonsmara SA" nie.

ANIMAL AND PEDIGREE INFORMATION

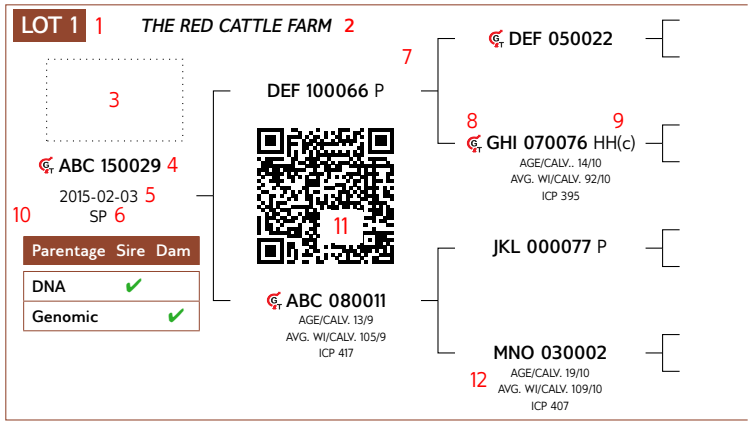

1. Lot Number
2. Owner of the animal
3. Herd's logo (if available)
4. Animal Identification Number
5. Birth date
6. Herd book section - NFR / PEN / F0 / A / B / SP
7. Four (4) generation pedigree
8. Genomic testing - it is indicated with the **GT** logo
9. Polled Status - the status will only be printed for animals that have been tested
10. Parentage Verification - a green tick (✔) indicates that the sire and/or dam has been verified via either microsatellite (DNA), or Genomic testing
11. QR Code - This code can be scanned with a smartphone or tablet. It redirects to the animal's information on **www.SABeefBulls.com** where all information for the animal is available.
12. Dam information
    - Age and Number of Calvings
    - Average Wean Index and Number of Calves Weaned
    - Intercalving Period

MYOSTATIN STATUS

The animal's status, if tested for myostatin variants, is indicated as follows:

- Not Tested
- 0 - Normal
- 1 - Heterozygous / Carrier of Double-Muscling gene
- 2 - Homozygous / Double-Muscled

LOGIX SELECTION VALUES

Calving Ease Value	Weaner Calf Value	Fertility Value	Maintenance Value	Cow Value	Growth Value	Carcass Value
109	98	111	99	101	98	103
1	2	3	4	5	6	7



5 LOGIX Cow Value

Selection of:

- Fertile cows,
- with low maintenance,
- that calf easily,
- and wean heavy calves relative to own weight

1 Calving Ease Value	EBVs Birth Direct & Maternal
Calf Growth Value	EBV Wean Direct
3 Fertility Value	EBVs Cow & Heifer Fertility, EBV Longevity
Milk Value	EBV Wean Maternal
4 Maintenance Value	EBVs Mature weight & Milk

2 LOGIX Weaner Calf Value

Selection for heavy weaners

Measurements: Weaning weight, Birth weight, and Mature weight

EBVs: Wean direct & maternal, Birth direct & maternal, Mature weight

6 LOGIX Growth Value

Selection for efficient growers on veld and in feedlot

Measurements: Phase C and D Growth test traits

EBVs: Weaning weight, End weight, ADG and Intake

7 LOGIX Carcass Value

Selection for higher meat yields on a carcass

Measurements: Phase C and D Growth test traits, RTU scanning traits

EBVs: End weight, Eye Muscle Area and Fat

HOW TO USE SELECTION VALUES

Sub-values sould also be compatible with your selection goal. Don't select only on the Cow Value

AVERAGE ANIMALS

(NO GROWTH EXTREMES)

- Selection Values 90 to 110
- Cow Value & Fertility Value average to high

A safe choice, as animals are profitble in most environments.

GROWERS

(GOOD ENVIRONMENT)

- Weaner Calf / Growth Value > 110
- Cow Value & Fertility Value average to high

Growers are heavier at birth (lower Calving Ease Value), and heavier at maturity (lower Maintenance Value).

LOW-MAINTENANCE ANIMALS

(HARSH ENVIRONMENT)

- Maintence Value > 110
- Cow Value & Fertility Value average to high

Lighter cows have a lower maintenance (higher Maintenance Value).

INTERPRETATION OF BREEDING VALUE INDICES AND SELECTION VALUES

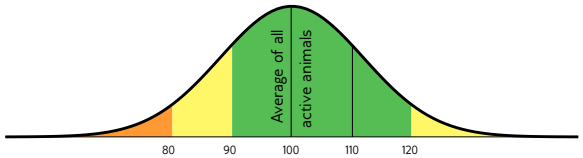

Average between 90 and 110, Acceptable between 80 and 120

EXPLANATION OF BREEDING VALUES AND SELECTION VALUES

		Traits		Description/Measurement	Goal	General Guidelines						
							<80	<90	90-110	>110	>120	
Selection Values	5	**Cow Value**	CV	Combination of Calving Ease, Calf Growth, Milk, Maintenance and Fertility Values (Rand-Value)	Profitable Cow	Loss						Profit
	1	**Calving Ease Value**	CEV	Risk for calving problems (calf too heavy) vs calf too small	Average birth weight	High						Low
		Calf Growth Value	CGrV	Calf's genetic ability for pre-weaning growth	Heavy weaner calf	Light						Heavy
		Milk Value	MlkV	Cow's genetic mothering and milking ability	Enough milk for the calf	Less						More
	4	**Maintenance Value**	MntV	Maintenance requirements of cow (cow weight and milk)	Low cow maintenance	High					*	Low
	3	**Fertility Value**	FertV	Fertility and retention of cows and heifers	Fertile cows	Low						High
	2	**Weaner Calf Value**	WnCV	Combination of calf's weight and cow's milk	Heavy weaner calves	Light						Heavy
	6	**Growth Value**	GV	Efficient growth on veld and in feedlot (Rand-value)	Profitable growth	Loss						Profit
	7	**Carcass Value**	VarcV	Meat on carcass (Weight and RTU EBVs)	More meat on the carcass	Less						More
		Production Value	PV	Combination of Cow- and Growth values (Rand-value)	Profitable animals	Loss						Profit
Cow & Heifer	8	**Birth Weight Direct**	BD	Birth weight (Calf's genetic ability)	Average birth weight	Heavy						Light
		Birth Weight Maternal	BM	Birth weight (Cow's genetic ability)	Easy calving	Heavy						Light
	9	**Weaning Weight Direct**	WD	Weaning weight (Calf's genetic ability)	Heavy weaner calves	Light						Heavy
	10	**Weaning Weight Maternal**	WM	Weaning weight (Cow's genetic ability)	Good mothers	Poor						Good
	18	**Mature Cow Weight**	MW	Cow weight at weaning of first three calves	Average mature cow weight	Light				*	*	Heavy
		Cow-Calf Birth	CCB	EBV Birth Direct / EBV Mature Cow weight	Average	Low						High
		Cow-Calf Wean	CCW	EBV Wean Direct / EBV Mature Cow weight	High calf-cow ratio	Low						High
Fertility	12	**Heifer Fertility**	HF	Age at first calving	Fertile heifers	Less						More
	13	**Cow Fertility**	CF.E	First 3 inter-calving periods (ICPs)	Fertile cows	Less						More
	11	**Scrotal Circumference**	SC	Scrotal circumference as measured during the growth test	Fertile bulls	Less						More
	14	**Longevity**	LG	Retention of progeny	Acceptable progeny	Poor						Good
Growth & Frame	15	**Post-Wean Weight**	PWn	12- and 18 month weights	Good post-wean growth	Low					*	High
	16	**Average Daily Gain**	ADG	Average daily gain	Good growth	Poor						Good
	17	**Feed Conversion Ratio**	FCR	100g feed intake / g weight gain	Feed efficiency	Poor						Good
		Final Test Weight	FW	Final weight in the growth test	Heavy carcass	Light					*	Heavy
	19	**Height**	H	Shoulder height in growth test	Average height	Short						Tall
	20	**Length**	L	Length in growth test	Longer for more muscle	Short						Long
	24	**Length-Height Ratio**	LH	EBV Length / EBV Height	Longer rather than tall	<1						>1
Carcass	21	**Eye Muscle Area**	EMA	RTU measured eye muscle area	Bigger steaks	Small						Big
	22	**Fat Thickness**	Fat	RTU measured P8 backfat thickness	Carcass quality	Thin						Thick
	23	**Marbling**	Mar	RTU measured % of intra-muscular fat	Juicy meat	Low						High
		Dressing Percentage	D%	Carcass weight / Live weight	High dressing percentage	Low						High

* Determined by own selection goal

GENETIC VALUES - BUILDING BLOCKS

Calf and Mother			Fertility				Post-Wean Growth			Frame			Carcass		
Birth Dir.	Wean Dir.	Wean Mat.	Scrot. Circ.	Heifer Fert.	Cow Fert.	Longev.	Post Wean	ADG	FCR	Mature Weight	Height	Length	EMA	Fat	Mar
99	99	90	97	75	92	85	100	94	93	92	123	110	104	100	79
8	9	10	11	12	13	14	15	16	17	18	19	20	21	22	23

The Logix Selection Values are compiled of specific genetic building blocks, as indicated in the selection value descriptions on the previous page. These genetic building blocks are indicated in the catalogue by their Breeding Value Indices.

PHENOTYPIC VALUES

Wean Index	365D Index	540D Index	ADG Index	FCR Index	Scrotum	LH
109	104	105	122	117	327	1.22
			16	17	11	24

- Wean, 365D, 504D, ADG and FCR Indices - phenotypic index obtained within the animal's contemporary group
- Scrotum - adjusted scrotal circumference, in mm, as measured during the growth test
- Length-Height Ratio (LH) - the animal's length / height ratio as measured during the growth test

© Compiled by the South African Stud Book and Livestock Improvement Association
All Pedigree- and Performance Data has been certified as correct

BULLS

LOT 1

ZINKOMO BONSMARAS

NTABA NYONI CATTLE

AG 210613
2021-10-26
SP

Parentage	Sire	Dam
DNA	✔	✔
Genomic		

- AG 160138 HH(c)
  - LAR 100242
    - LAR 070304
    - LAR 010322 — AGE/CALV. 12/9, AVG. WI/CALV. 95/8
  - AG 140006 — AGE/CALV. 10/8, AVG. WI/CALV. 108/7, ICP 388
    - TOR 050216
    - AG 080719 — AGE/CALV. 14/11, AVG. WI/CALV. 101/11
- AG 140176 HH(c) — AGE/CALV. 11/9, AVG. WI/CALV. 103/7, ICP 420
  - AG 090319
    - CEF 040431
    - AG 990115 — AGE/CALV. 14/11, AVG. WI/CALV. 102/11
  - AG 080214 — AGE/CALV. 16/11, AVG. WI/CALV. 109/9, ICP 438
    - AG 020251
    - AG 050351 — AGE/CALV. 15/11, AVG. WI/CALV. 98/11

Calving Ease Value	Weaner Calf Value	Fertility Value	Maintenance Value	Cow Value	Growth Value	Carcass Value
104	106	90	125	102	71	78

Calf and Mother			Fertility				Post-Wean Growth			Frame			Carcass		
Birth Dir.	Wean Dir.	Wean Mat.	Scr. Circ.	Heifer Fert.	Cow Fert.	Longev.	Post Wean	ADG	FCR	Mature Weight	Height	Length	EMA	Fat	Mar
100	93	112	75	101	83	104	88	73	70	79	63	72	95	76	76

Wean Index	365D Index	540D Index	ADG Index	FCR Index	Scrotum	LH
111	94	94	-	-	-	-

Myostatin	
Q204X	Not Tested
NT821	Not Tested
F94L	Not Tested

REMARKS:

LOGIX EBV Analysis: 2026-01-20

LOT 2

ZINKOMO BONSMARAS

NTABA NYONI CATTLE

NBON220018
2022-09-24
SP

Parentage	Sire	Dam
DNA	✔	
Genomic		

- LAR 170358 HH(c)
  - JRP 110073
    - LAR 060015
    - JRP 070008 — AGE/CALV. 5/3, AVG. WI/CALV. 106/3
  - LAR 100159 — AGE/CALV. 15/11, AVG. WI/CALV. 105/11, ICP 415
    - LAR 080054
    - LAR 020268 — AGE/CALV. 17/14, AVG. WI/CALV. 104/13
- RPE 180067 — AGE/CALV. 7/4, AVG. WI/CALV. 97/2, ICP 493
  - LAR 090281
    - LAR 070090
    - LAR 050151 — AGE/CALV. 20/15, AVG. WI/CALV. 102/15
  - RPE 100003 — AGE/CALV. 10/5, AVG. WI/CALV. 98/5, ICP 524
    - VV 960318
    - HJS 970252 — AGE/CALV. 16/13, AVG. WI/CALV. 100/10

Calving Ease Value	Weaner Calf Value	Fertility Value	Maintenance Value	Cow Value	Growth Value	Carcass Value
102	106	93	89	98	116	124

Calf and Mother			Fertility				Post-Wean Growth			Frame			Carcass		
Birth Dir.	Wean Dir.	Wean Mat.	Scr. Circ.	Heifer Fert.	Cow Fert.	Longev.	Post Wean	ADG	FCR	Mature Weight	Height	Length	EMA	Fat	Mar
98	117	75	111	99	87	109	119	109	92	113	88	103	105	112	102

Wean Index	365D Index	540D Index	ADG Index	FCR Index	Scrotum	LH
98	96	-	113	-	358	1.16

Myostatin	
Q204X	Not Tested
NT821	Not Tested
F94L	Not Tested

REMARKS:

LOGIX EBV Analysis: 2026-01-20

LOT 3

ZINKOMO BONSMARAS

NTABA NYONI CATTLE

JRB 210181
2021-11-22
SP

Parentage	Sire	Dam
DNA		
Genomic		

- JRB 170037
  - JRB 130015
    - JRB 080068
    - BBN 080214 — AGE/CALV. 13/9, AVG. WI/CALV. 103/9
  - JRB 100049 — AGE/CALV. 9/7, AVG. WI/CALV. 93/6, ICP 400
    - BBM 050050
    - JRB 030098 — AGE/CALV. 11/9, AVG. WI/CALV. 101/7
- JRB 180127 — AGE/CALV. 5/2, AVG. WI/CALV. 95/1, ICP 391
  - JRB 130019 HH(c)
    - RCO 090055
    - BBN 040032 — AGE/CALV. 14/11, AVG. WI/CALV. 106/9
  - JRB 150124 — AGE/CALV. 7/5, AVG. WI/CALV. 99/5, ICP 368
    - JRB 080116
    - JRB 100037 — AGE/CALV. 11/8, AVG. WI/CALV. 93/8

Calving Ease Value	Weaner Calf Value	Fertility Value	Maintenance Value	Cow Value	Growth Value	Carcass Value
93	111	105	118	110	89	97

Calf and Mother			Fertility				Post-Wean Growth			Frame			Carcass		
Birth Dir.	Wean Dir.	Wean Mat.	Scr. Circ.	Heifer Fert.	Cow Fert.	Longev.	Post Wean	ADG	FCR	Mature Weight	Height	Length	EMA	Fat	Mar
91	107	96	105	98	111	101	103	89	97	85	100	98	102	96	97

Wean Index	365D Index	540D Index	ADG Index	FCR Index	Scrotum	LH
95	99	100	-	-	-	-

Myostatin	
Q204X	Not Tested
NT821	Not Tested
F94L	Not Tested

REMARKS:

LOGIX EBV Analysis: 2026-01-20

© Compiled by the South African Stud Book and Livestock Improvement Association
All Pedigree- and Performance Data has been certified as correct

BULLE

LOT 4

ZINKOMO BONSMARAS

NTABA NYONI CATTLE

NBON210091
2021-11-01
SP

Ouerskap	Vaar	Moer
DNS ✔		
Genomies		

- AG 140458
  - CEF 100450
    - CEF 080439
    - CEF 080019 — OUD/KALW. 10/9 — GEM. SI/KALW. 101/8
  - AG 110019 — OUD/KALW. 6/4 — GEM. SI/KALW. 107/4 — TKP 437
    - LAR 060034
    - AG 070226 — OUD/KALW. 12/8 — GEM. SI/KALW. 102/8
- NBON180033 — OUD/KALW. 7/3 — GEM. SI/KALW. 94/2 — TKP 472
  - NCM 110009
    - RGR 070138
    - RGR 060082 — OUD/KALW. 10/5 — GEM. SI/KALW. 108/4
  - NBON130101 — OUD/KALW. 8/3 — GEM. SI/KALW. 108/2 — TKP 494
    - NBON080004
    - NBON010073 — OUD/KALW. 13/2 — GEM. SI/KALW. 102/2

Geboortegemak Waarde	Speenkalf Waarde	Vrugbaarheids-waarde	Onderhouds-waarde	Koeiwaarde	Groei-waarde	Karkas-waarde
109	95	102	107	100	87	90

Kalf en Moeder			Vrugbaarheid				Na-Speen Groei			Raam			Karkas		
Geb. Dir.	Spn. Dir.	Spn. Mat.	Skr. Omtr.	Vers Vrugb.	Koei Vrugb.	Lankl.	Na-Speen	GDT	VOV	Volw. Gewig	Hoogte	Lengte	OSO	Vet	Mar
110	91	104	93	105	101	102	90	91	93	91	96	90	86	95	99

Spn. Indeks	365D Indeks	540D Indeks	GDT Indeks	VOV Indeks	Skrotum	LH
100	94	98	-	-	-	-

Miostatien	
Q204X	Nie Getoets
NT821	Nie Getoets
F94L	Nie Getoets

OPMERKINGS:

LOGIX EBV Analise: 2026-01-20

LOT 5

ZINKOMO BONSMARAS

NTABA NYONI CATTLE

NBON220023
2022-10-01
SP

Ouerskap	Vaar	Moer
DNS ✔		
Genomies		

- LAR 050067
  - LAR 030066
    - AG 980338
    - LAR 000049 — OUD/KALW. 5/3 — GEM. SI/KALW. 115/1
  - LAR 020226 — OUD/KALW. 15/11 — GEM. SI/KALW. 106/10 — TKP 385
    - LAR 990350
    - LAR 970250 — OUD/KALW. 13/10 — GEM. SI/KALW. 97/11
- RPE 180027 — OUD/KALW. 6/3 — GEM. SI/KALW. 110/3 — TKP 383
  - PAD 130177
    - PAD 090007
    - PAD 100133 — OUD/KALW. 15/11 — GEM. SI/KALW. 101/10
  - PAD 090079 — OUD/KALW. 16/13 — GEM. SI/KALW. 98/13 — TKP 399
    - AG 020220
    - AG 040324 — OUD/KALW. 10/5 — GEM. SI/KALW. 99/5

Geboortegemak Waarde	Speenkalf Waarde	Vrugbaarheids-waarde	Onderhouds-waarde	Koeiwaarde	Groei-waarde	Karkas-waarde
84	111	98	98	104	106	100

Kalf en Moeder			Vrugbaarheid				Na-Speen Groei			Raam			Karkas		
Geb. Dir.	Spn. Dir.	Spn. Mat.	Skr. Omtr.	Vers Vrugb.	Koei Vrugb.	Lankl.	Na-Speen	GDT	VOV	Volw. Gewig	Hoogte	Lengte	OSO	Vet	Mar
82	114	101	96	122	94	84	110	107	105	100	91	98	120	85	85

Spn. Indeks	365D Indeks	540D Indeks	GDT Indeks	VOV Indeks	Skrotum	LH
114	96	-	102	-	343	1.21

Miostatien	
Q204X	Nie Getoets
NT821	Nie Getoets
F94L	Nie Getoets

OPMERKINGS:

LOGIX EBV Analise: 2026-01-20

LOT 6

ZINKOMO BONSMARAS

NTABA NYONI CATTLE

NFS 220117
2022-05-04
SP

Ouerskap	Vaar	Moer
DNS ✔		
Genomies		

- AJF 160574 Pp(c)
  - MCU 120006 PP
    - VV 080060 P
    - MCU 090052 Pp(c) — OUD/KALW. 12/9 — GEM. SI/KALW. 104/9
  - AJF 120165 — OUD/KALW. 7/5 — GEM. SI/KALW. 113/4 — TKP 370
    - PAD 080143
    - AJF 060017 — OUD/KALW. 11/9 — GEM. SI/KALW. 101/9
- NFS 180111 — OUD/KALW. 7/5 — GEM. SI/KALW. 98/5 — TKP 413
  - HDT 150018 P
    - HDT 120023 P
    - HDT 070043 P — OUD/KALW. 11/8 — GEM. SI/KALW. 114/6
  - ZVJ 120082 — OUD/KALW. 13/11 — GEM. SI/KALW. 104/11 — TKP 365
    - ZVJ 090005
    - ZVJ 090109 — OUD/KALW. 4/2 — GEM. SI/KALW. 106/2

Geboortegemak Waarde	Speenkalf Waarde	Vrugbaarheids-waarde	Onderhouds-waarde	Koeiwaarde	Groei-waarde	Karkas-waarde
107	105	96	102	105	108	108

Kalf en Moeder			Vrugbaarheid				Na-Speen Groei			Raam			Karkas		
Geb. Dir.	Spn. Dir.	Spn. Mat.	Skr. Omtr.	Vers Vrugb.	Koei Vrugb.	Lankl.	Na-Speen	GDT	VOV	Volw. Gewig	Hoogte	Lengte	OSO	Vet	Mar
108	103	101	127	95	100	97	100	112	130	96	107	113	104	109	114

Spn. Indeks	365D Indeks	540D Indeks	GDT Indeks	VOV Indeks	Skrotum	LH
98	100	100	-	-	-	-

Miostatien	
Q204X	0
NT821	0
F94L	0

OPMERKINGS:

LOGIX EBV Analise: 2026-01-20

BULLS

LOT 7

ZINKOMO BONSMARAS

NBON210058
2021-09-09
B

Parentage	Sire	Dam
DNA	✔	✔
Genomic		

- BBM 140070
  - BBM 100134
    - BBM 070063
    - BBM 050007 (GT) — AGE/CALV. 15/11, AVG. WI/CALV. 101/10
  - BBM 090112 — AGE/CALV. 15/13, AVG. WI/CALV. 101/12, ICP 375
    - VBB 060047
    - JRB 990134 — AGE/CALV. 14/12, AVG. WI/CALV. 103/10
- NBON170064 — AGE/CALV. 8/4, AVG. WI/CALV. 103/2, ICP 501
  - NBON110038
    - BHE 050032
    - NBON070144 — AGE/CALV. 9/6, AVG. WI/CALV. 100/5
  - NBON110224 — AGE/CALV. 10/5, AVG. WI/CALV. 101/5, ICP 545

Calving Ease Value	Weaner Calf Value	Fertility Value	Maintenance Value	Cow Value	Growth Value	Carcass Value
108	86	97	112	91	88	86

Calf and Mother			Fertility				Post-Wean Growth			Frame			Carcass		
Birth Dir.	Wean Dir.	Wean Mat.	Scr. Circ.	Heifer Fert.	Cow Fert.	Longev.	Post Wean	ADG	FCR	Mature Weight	Height	Length	EMA	Fat	Mar
109	84	106	100	104	97	96	87	89	82	87	98	92	89	81	96

Wean Index	365D Index	540D Index	ADG Index	FCR Index	Scrotum	LH
102	-	100	108	-	364	1.19

Myostatin	
Q204X	Not Tested
NT821	Not Tested
F94L	Not Tested

REMARKS:

LOGIX EBV Analysis: 2026-01-20

LOT 8

ZINKOMO BONSMARAS

HAS 200197
2020-10-06
SP

Parentage	Sire	Dam
DNA	✔	✔
Genomic		

- LAR 150423 HH(c) (GT)
  - LAR 120455
    - LAR 090349
    - LAR 050015 — AGE/CALV. 10/8, AVG. WI/CALV. 108/7
  - LAR 100259 HH(c) (GT) — AGE/CALV. 14/11, AVG. WI/CALV. 96/10, ICP 407
    - LAR 070090 (GT)
    - LAR 030185 (GT) — AGE/CALV. 12/9, AVG. WI/CALV. 104/8
- AG 100276 — AGE/CALV. 12/7, AVG. WI/CALV. 112/7, ICP 418
  - PAD 070064
    - EI 040038
    - CSW 030015 — AGE/CALV. 14/9, AVG. WI/CALV. 102/8
  - AG 070315 — AGE/CALV. 15/11, AVG. WI/CALV. 94/11, ICP 410
    - AG 030205
    - AG 030228 (GT) — AGE/CALV. 17/13, AVG. WI/CALV. 100/13

Calving Ease Value	Weaner Calf Value	Fertility Value	Maintenance Value	Cow Value	Growth Value	Carcass Value
81	120	95	89	108	115	113

Calf and Mother			Fertility				Post-Wean Growth			Frame			Carcass		
Birth Dir.	Wean Dir.	Wean Mat.	Scr. Circ.	Heifer Fert.	Cow Fert.	Longev.	Post Wean	ADG	FCR	Mature Weight	Height	Length	EMA	Fat	Mar
77	125	96	100	95	88	114	122	117	109	111	103	116	107	93	89

Wean Index	365D Index	540D Index	ADG Index	FCR Index	Scrotum	LH
100	100	100	-	-	-	-

Myostatin	
Q204X	Not Tested
NT821	Not Tested
F94L	Not Tested

REMARKS:

LOGIX EBV Analysis: 2026-01-20

LOT 9

ZINKOMO BONSMARAS

NFS 210044 HH(c)
2021-04-15
SP

Parentage	Sire	Dam
DNA	✔	✔
Genomic		

- JG 130302 HH(c) (GT)
  - JG 100058
    - KHB 060230
    - JG 070090 — AGE/CALV. 5/2, AVG. WI/CALV. 112/2
  - JG 110725 — AGE/CALV. 3/1, AVG. WI/CALV. 104/1, ICP -
    - JG 060232 (GT)
    - JG 020115 — AGE/CALV. 10/6, AVG. WI/CALV. 103/6
- NFS 190148 — AGE/CALV. 4/1, AVG. WI/CALV. 100/1, ICP -
  - HOT 150058 Pp(c) (GT)
    - BBM 070055 HH(c) (GT)
    - HOT 090163 (GT) — AGE/CALV. 14/9, AVG. WI/CALV. 100/9
  - NFS 140110 — AGE/CALV. 8/6, AVG. WI/CALV. 104/4, ICP 371
    - FCT 120035
    - SSK 060043 — AGE/CALV. 16/13, AVG. WI/CALV. 101/12

Calving Ease Value	Weaner Calf Value	Fertility Value	Maintenance Value	Cow Value	Growth Value	Carcass Value
113	103	114	101	114	95	104

Calf and Mother			Fertility				Post-Wean Growth			Frame			Carcass		
Birth Dir.	Wean Dir.	Wean Mat.	Scr. Circ.	Heifer Fert.	Cow Fert.	Longev.	Post Wean	ADG	FCR	Mature Weight	Height	Length	EMA	Fat	Mar
115	100	102	124	116	114	94	100	97	93	97	98	105	110	85	99

Wean Index	365D Index	540D Index	ADG Index	FCR Index	Scrotum	LH
100	-	-	95	101	360	1.25

Myostatin	
Q204X	0
NT821	0
F94L	0

REMARKS:

LOGIX EBV Analysis: 2026-01-20

© Compiled by the South African Stud Book and Livestock Improvement Association
All Pedigree- and Performance Data has been certified as correct

BULLE

LOT 10 — ZINKOMO BONSMARAS

NTABA NYONI CATTLE

RPE 210122
2021-10-06
SP

Ouerskap	Vaar	Moer
DNS ✔		
Genomies		

- RPE 190118
  - RPE 160005
    - LAR 050350
    - LAR 080425 — OUD/KALW. 12/9, GEM. SI/KALW. 99/7
  - LAR 070286 — OUD/KALW. 16/12, GEM. SI/KALW. 94/11, TKP 428
    - LAR 030071
    - LAR 040194 — OUD/KALW. 8/4, GEM. SI/KALW. 101/4
- RPE 190138 — OUD/KALW. 5/3, GEM. SI/KALW. 94/1, TKP 561
  - PAD 150078
    - KVB 110101
    - KDT 100003 — OUD/KALW. 14/9, GEM. SI/KALW. 104/8
  - RPE 090001 — OUD/KALW. 15/10, GEM. SI/KALW. 100/10, TKP 453
    - VV 960318
    - PAD 070054 — OUD/KALW. 3/1, GEM. SI/KALW. 94/1

Geboortegemak Waarde	Speenkalf Waarde	Vrugbaarheids-waarde	Onderhouds-waarde	Koeiwaarde	Groei-waarde	Karkas-waarde
83	96	95	97	89	103	103

Kalf en Moeder			Vrugbaarheid				Na-Speen Groei			Raam			Karkas		
Geb. Dir.	Spn. Dir.	Spn. Mat.	Skr. Omtr.	Vers Vrugb.	Koei Vrugb.	Lankl.	Na-Speen	GDT	VOV	Volw. Gewig	Hoogte	Lengte	OSO	Vet	Mar
85	109	87	92	112	85	100	111	104	98	102	110	114	121	81	102

Spn. Indeks	365D Indeks	540D Indeks	GDT Indeks	VOV Indeks	Skrotum	LH
94	-	-	97	-	336	1.20

Miostatien	
Q204X	Nie Getoets
NT821	Nie Getoets
F94L	Nie Getoets

OPMERKINGS:

LOGIX EBV Analise: 2026-01-20

LOT 11 — ZINKOMO BONSMARAS

NTABA NYONI CATTLE

RPE 210166
2021-10-25
SP

Ouerskap	Vaar	Moer
DNS ✔		
Genomies		

- PAD 180015
  - PAD 140098
    - PAD 100227
    - PAD 100078 — OUD/KALW. 7/4, GEM. SI/KALW. 107/4
  - PAD 140020 — OUD/KALW. 11/8, GEM. SI/KALW. 102/8, TKP 416
    - PAD 090167
    - PAD 050071 — OUD/KALW. 14/11, GEM. SI/KALW. 101/10
- RPE 130008 — OUD/KALW. 11/9, GEM. SI/KALW. 97/8, TKP 416
  - LAR 050350
    - LAR 030066
    - LAR 010360 — OUD/KALW. 13/11, GEM. SI/KALW. 104/11
  - DNT 990072 — OUD/KALW. 16/11, GEM. SI/KALW. 104/9, TKP 447
    - DNT 920232
    - DNT 950124 — OUD/KALW. 7/5, GEM. SI/KALW. 92/5

Geboortegemak Waarde	Speenkalf Waarde	Vrugbaarheids-waarde	Onderhouds-waarde	Koeiwaarde	Groei-waarde	Karkas-waarde
100	109	102	90	107	98	110

Kalf en Moeder			Vrugbaarheid				Na-Speen Groei			Raam			Karkas		
Geb. Dir.	Spn. Dir.	Spn. Mat.	Skr. Omtr.	Vers Vrugb.	Koei Vrugb.	Lankl.	Na-Speen	GDT	VOV	Volw. Gewig	Hoogte	Lengte	OSO	Vet	Mar
100	116	87	99	116	95	99	115	98	87	111	87	96	101	113	94

Spn. Indeks	365D Indeks	540D Indeks	GDT Indeks	VOV Indeks	Skrotum	LH
101	-	-	101	-	355	1.19

Miostatien	
Q204X	Nie Getoets
NT821	Nie Getoets
F94L	Nie Getoets

OPMERKINGS:

LOGIX EBV Analise: 2026-01-20

LOT 12 — ZINKOMO BONSMARAS

NTABA NYONI CATTLE

JRB 190193
2019-11-28
SP

Ouerskap	Vaar	Moer
DNS		
Genomies		

- JRB 140275
  - JRB 100048
    - JRB 040054
    - JRB 000079 — OUD/KALW. 16/12, GEM. SI/KALW. 100/11
  - JRB 080093 — OUD/KALW. 10/6, GEM. SI/KALW. 102/4, TKP 372
    - JRB 040042
    - JRB 060061 — OUD/KALW. 15/11, GEM. SI/KALW. 99/11
- JRB 130046 — OUD/KALW. 12/9, GEM. SI/KALW. 105/8, TKP 373
  - JRB 070067
    - JRB 030025
    - JRB 930114 — OUD/KALW. 14/11, GEM. SI/KALW. 109/9
  - BBN 100082 — OUD/KALW. 3/1, GEM. SI/KALW. 103/1, TKP -
    - MMJ 050143
    - BBN 060084 — OUD/KALW. 12/7, GEM. SI/KALW. 96/4

Geboortegemak Waarde	Speenkalf Waarde	Vrugbaarheids-waarde	Onderhouds-waarde	Koeiwaarde	Groei-waarde	Karkas-waarde
106	113	98	98	113	99	97

Kalf en Moeder			Vrugbaarheid				Na-Speen Groei			Raam			Karkas		
Geb. Dir.	Spn. Dir.	Spn. Mat.	Skr. Omtr.	Vers Vrugb.	Koei Vrugb.	Lankl.	Na-Speen	GDT	VOV	Volw. Gewig	Hoogte	Lengte	OSO	Vet	Mar
104	106	111	97	96	102	101	104	99	101	100	110	106	101	95	100

Spn. Indeks	365D Indeks	540D Indeks	GDT Indeks	VOV Indeks	Skrotum	LH
119	110	118	-	-	-	-

Miostatien	
Q204X	1
NT821	0
F94L	0

OPMERKINGS:

LOGIX EBV Analise: 2026-01-20

Bonsmara SA Cattle Breeders' Society

© Compiled by the South African Stud Book and Livestock Improvement Association
All Pedigree- and Performance Data has been certified as correct

Dier Info				Actual Values					Expected Breeding Values											Indices			Dam		
LOT	Animal ID	Sex	SEC	Birth Wt (kg)	205d Wt (kg)	CCB *Ratio*	Length Height *Ratio*	Scr. Circ. *(mm)*	Birth Dir (kg)	Birth Mat (kg)	Wean Dir (kg)	Wean Mat (kg)	Post Wean (kg)	Mature Weight. (kg)	ADG (g/d)	FCR (kg:kg)	Scr. Circ. (mm)	Height. (mm)	Length (mm)	Wean	ADG	Scr. Circ.	Avg. Wean Index	Nr. Calves	Repr. Index
			Breed Average						1.03	-0.33	14.8	3.6	24	22	77	-36	12.7	-3.0	13.0						
			Auction Average	34	224	7.36	1.20	353	1.21	-0.49	17.7	3.0	32	18	73	-30	13.5	-6	14	103	103	102	101	5.0	95
1	AG 210613	M	SP	39	220	-	-	-	1.00	-0.84	11.0	7.3	15.5	-8.9	-26	13	-1.8	-32	-12	111	-	75	103	9	105
2	NBON220018	M	SP	30	177	7.33	1.16	358	1.27	-0.95	23.8	-3.8	47.6	41.3	113	-24	19.1	-13	16	98	113	111	97	4	86
3	JRB 210181	M	SP	38	257	9.5	-	-	1.92	-0.59	18.6	2.4	31.3	-0.6	36	-31	15.7	-3	11	95	-	105	95	2	93
4	NBON210091	M	SP	29	204	-	-	-	0.02	-0.18	10.3	4.9	17.7	8.5	43	-24	8.7	-6	5	100	-	93	94	3	82
5	NBON220023	M	SP	34	204	-	1.21	343	2.89	-0.53	22.0	3.9	37.5	21.9	104	-45	10.1	-10	12	114	102	96	110	3	90
6	NFS 220117	M	SP	33	227	6.6	-	-	0.18	-0.12	16.3	3.9	28.0	16.1	122	-85	28.6	2	25	98	-	127	98	5	111
7	NBON210058	M	B	29	225	-	1.19	364	0.11	-0.16	6.2	5.3	14.5	3.3	34	-8	12.4	-5	6	102	108	100	103	4	89
8	HAS 200197	M	SP	34	222	6.4	-	-	3.41	-1.62	28.3	2.3	50.2	38.1	142	-50	12.7	-1	28	100	-	100	112	7	88
9	NFS 210044	M	SP	29	255	7.75	1.25	360	-0.57	-0.01	14.6	4.2	27.7	16.8	66	-25	26.5	-5	18	100	95	124	100	1	89
10	RPE 210122	M	SP	38	230	-	1.20	336	2.58	0.12	19.7	-0.4	37.7	24.8	94	-34	7.9	5	26	94	97	92	94	3	92
11	RPE 210166	M	SP	38	244	-	1.19	355	1.07	-0.44	23.2	-0.4	42.8	38.1	70	-15	12	-14	10	101	101	99	97	9	107
12	JRB 190193	M	SP	34	229	6.6	-	-	0.60	-0.59	18.1	6.9	32.8	21.4	73	-38	10.7	4	18	119	-	97	105	9	108

© Compiled by the South African Stud Book and Livestock Improvement Association
All Pedigree- and Performance Data has been certified as correct

EXPLANATION OF CATALOGUE ABBREVIATIONS		VERDUIDELIKING VAN KATALOGUS AFKORTINGS	
Lot Number	LOT	LOT	Lot Nommer
Estimated breeding value	EBV	EBV	Beraamde teelwaarde
Parentage verification	Parentage	Ouerskap	Ouerskap verifikasie
Age in years / Number of calvings	AGE. / CALV.	OUD. / KALF.	Ouderdom in jaar / Aantal kalwings
Average Wean index / Number of calves weaned	Ave WI / CALV.	GEM SI / KALF.	Gemiddelde speen indeks / Aantal kalwers gespeen
Animal identification number	ID	ID	Dier se identifikasie nommer
Herd Book Section	SEC	AFD	Kuddeboek Afdeling
Herd Book Section: Pending Registration	PEN	PEN	Kuddeboek Afdeling: Wag vir Registrasie
Herd Book Section: Not for Registration	NFR	NFR	Kuddeboek Afdeling: Nie vir Registrasie
Herd Book Section: Foundation Generation	FO	FO	Kuddeboek Afdeling: Fondasie Generasie
Herd Book Section: Appendix A	A	A	Kuddeboek Afdeling: Aanhangsel A
Herd Book Section: Appendix B	B	B	Kuddeboek Afdeling: Aanhangsel B
Herd Book Section: Studbook Proper, a registered animal	SP	SP	Kuddeboek Afdeling: Studbook Proper, 'n geregistreerde dier
Genomically Tested	GT	GT	Genomies Getoets
Homozygous Horned (Celtic test)	HH(c)	HH(c)	Homosigoties horings (Celtic toets)
Homozygous Polled (Celtic test)	PP(c)	PP(c)	Homosigotiets Poena (Celtic toets)
Heterozygous Polled (Celtic test)	Pp(c)	Pp(c)	Heterosigoties Poena (Celtic toets)
Phenotypically Polled	P	P	Fenotipies Poena
Intercalving Period	ICP	TKP	Tussen-Kalf Periode
Birth Direct breeding value	Birth Dir.	Geb. Dir	Geboorte Direk teelwaarde
Wean Direct breeding value	Wean Dir.	Spn. Dir.	Speen Direk teelwaarde
Wean Maternal breeding value	Wean Mat.	SPn. Mat.	Speen Maternaal teelwaarde
Scrotal Circumference	Scr. Circ.	Skr. Omt.	Skrotum omtrek
Heifer Fertility	Heifer Fert.	Vers Vrugb.	Vers Vrugbaarheid
Cow Fertility	Cow Fert.	Koei Vrugb.	Koei Vrugbaarheid
Longevity	Longev.	Lankl.	Lanklewendheid
Mature Weight	Mat. Wt.	Volw. Gewig	Volwasse gewig
Average Daily Gain (g/day)	ADG	GDT	Gemiddelde Daaglikse Toename
Feed Conversion Ratio (kg:kg)	FCR	VOV	Voeromset Verhouding
Eye Muscle Area	EMA	OSO	Oogspier grootte
Backfat Thickness	Fat	Vet	Rugvet Diepte
Marbeling (intra-muscular fat)	Mar	Mar	Marmering (binne-spierse vet)
365-day weight index	365D Index	365D Indeks	365-dae gewig indeks
540-day weight index	540D Index	540D Indeks	540-dae gewig indeks
Length-Height ratio	LH	LH	Lengte-Hoogte Verhouding
Actual Birth weight	Birth Wt.	Geb. gewig	Werklike Geboorte gewig
205-day Dam-age corrected weight	205d Wt.	205d gewig	205-dag Moeder-ouderdom gekorrigeerde gewig
Cow-Calf Birth Ratio	CCG	KKG	Koei-Kalf Geboorte Verhouding
Cow-Calf Wean Ratio	CCW	KKS	Koei-Kalf Speen Verhouding
Average Weaning Index	Avg. Wean Index	Gem. Spn. Indeks	Gemiddelde speen indeks
Number of Calves	Nr. Calves	Aant. Kalw.	Aantal kalwers
Reproduction Index	Repr. Index	Repr. Indeks	Reproduksie indeks
Animal sex: M - Male, F - Female	M / F	M / V	Dier geslag: M - Manlik, V - Vroulik