AMPTELIKE VEILINGSKATALOGUS VIR / OFFICIAL AUCTION CATALOGUE FOR

VLAKTE BONSMARA STUDIE GROEP

Veilingsdatum / Auction Date:
11 June 2026

Data soos op / Data as on:
30 April 2026

BONSMARA SA

SA STAMBOEK STUD BOOK

SALES UNDER AUSPICES OF BONSMARA SA

Bonsmara stud breeding is subject to the stipulations of the Livestock Improvement Act and conforms to the standards of Bonsmara SA. The Society therefore has the right to implement certain controls to ensure the accuracy of information regarding Parentage, Performance and Estimated Breeding Values.

Information regarding Parentage, Performance and Estimated Breeding Values of animals, as supplied by the breeder, have been verified and compared to the official database of LOGIX BEEF. Bonsmara SA therefore, confirms the accuracy of such information.

To the knowledge of the Society these controls have been carried out accurately. However, the Society does not take any responsibility for incorrect information through printing errors or incorrect information provided by the breeder.

Animals on such sales have been visually screened by Inspectors of Bonsmara SA and comply with the Bonsmara Minimum Breed Standards as stipulated by the Society.

The Society DOES NOT have any control over:

- Immunization and health status of animals
- Pregnancy status of cows and heifers
- Suitability of a bull for breeding
- Fertility status as well as venereal diseases and
- Commercial animals

Since the above is not classified as information regarding Parentage, Performance and Estimated Breeding Values, it DOES NOT fall within the jurisdiction of the meaning "Under the Auspices of Bonsmara SA".

VEILINGS ONDER BESKERMING VAN BONSMARA SA

Bonsmara stoetteling wat onderhewig is aan die bepalings van die Veeverbeteringswet, vind plaas onder die vaandel van Bonsmara SA. Daarom behou die Genootskap hom die reg voor om kontroles volgens bepaalde prosedures uit te oefen ten opsigte van Ouerskap inligting, Prestasiedata en Beraamde Teelwaardes.

Ouerskap inligting, Prestasiedata en Beraamde Teelwaardes soos deur die teler voorsien vir die doel van hierdie katalogus, is gekontroleer en vergelyk met die amptelike databasis soos gehou deur LOGIX BEEF. Bonsmara SA bevestig dus die korrektheid van sodanige inligting.

Alhoewel die kontroles na die beste wete van die Genootskap gedoen is, kan die Genootskap egter nie verantwoordelik gehou word vir foutiewe inligting as gevolg van drukkersfoute of verkeerde inligting deur die telers verskaf nie.

Diere wat op hierdie veilings aangebied word, is onderwerp aan 'n proses van visuele inspeksie deur Keurders van Bonsmara SA en voldoen aan die Bonsmara Minimum Rasstandaarde soos bepaal deur die Genootskap.

Die Genootskap het egter GEEN beheer oor:

- Immunisering en gesondheidstatus van diere
- Dragtigheidstatus van koeie en verse
- Teelgeskiktheid van bulle
- Vrugbaarheidstatus, asook geslagsiektes en
- Kommersiële diere nie.

Aangesien bogenoemde nie val onder die bedoeling met Ouerskap inligting, Prestasiedata en Beraamde Teelwaardes nie, sorteer dit NIE onder die jurisdiksie van die bedoeling "Onder beskerming van Bonsmara SA" nie.

© Compiled by the South African Stud Book and Livestock Improvement Association
All Pedigree- and Performance Data has been certified as correct

ANIMAL AND PEDIGREE INFORMATION

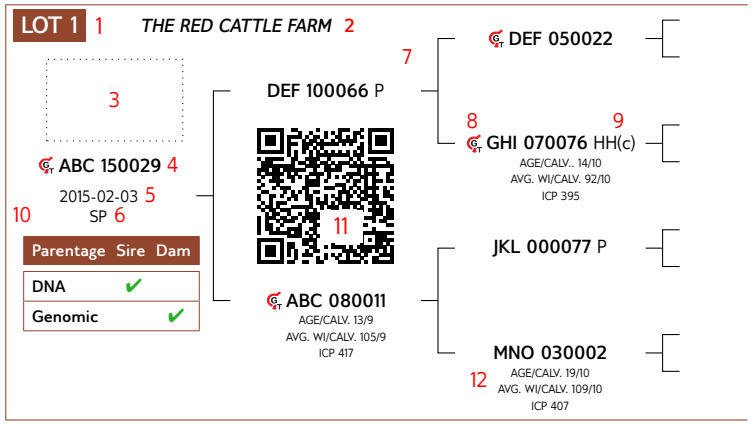

1. Lot Number
2. Owner of the animal
3. Herd's logo (if available)
4. Animal Identification Number
5. Birth date
6. Herd book section - NFR / PEN / F0 / A / B / SP
7. Four (4) generation pedigree
8. Genomic testing - it is indicated with the **GT** logo
9. Polled Status - the status will only be printed for animals that have been tested
10. Parentage Verification - a green tick (✔) indicates that the sire and/or dam has been verified via either microsatellite (DNA), or Genomic testing
11. QR Code - This code can be scanned with a smartphone or tablet. It redirects to the animal's information on **www.SABeefBulls.com** where all information for the animal is available.
12. Dam information
    - Age and Number of Calvings
    - Average Wean Index and Number of Calves Weaned
    - Intercalving Period

MYOSTATIN STATUS

The animal's status, if tested for myostatin variants, is indicated as follows:

- Not Tested
- 0 - Normal
- 1 - Heterozygous / Carrier of Double-Muscling gene
- 2 - Homozygous / Double-Muscled

LOGIX SELECTION VALUES

Calving Ease Value	Weaner Calf Value	Fertility Value	Maintenance Value	Cow Value	Growth Value	Carcass Value
109	98	111	99	101	98	103
1	2	3	4	5	6	7



5 LOGIX Cow Value

Selection of:

- Fertile cows,
- with low maintenance,
- that calf easily,
- and wean heavy calves relative to own weight

1 Calving Ease Value	EBVs Birth Direct & Maternal
Calf Growth Value	EBV Wean Direct
3 Fertility Value	EBVs Cow & Heifer Fertility, EBV Longevity
Milk Value	EBV Wean Maternal
4 Maintenance Value	EBVs Mature weight & Milk

2 LOGIX Weaner Calf Value

Selection for heavy weaners

Measurements: Weaning weight, Birth weight, and Mature weight

EBVs: Wean direct & maternal, Birth direct & maternal, Mature weight

6 LOGIX Growth Value

Selection for efficient growers on veld and in feedlot

Measurements: Phase C and D Growth test traits

EBVs: Weaning weight, End weight, ADG and Intake

7 LOGIX Carcass Value

Selection for higher meat yields on a carcass

Measurements: Phase C and D Growth test traits, RTU scanning traits

EBVs: End weight, Eye Muscle Area and Fat

HOW TO USE SELECTION VALUES

Sub-values sould also be compatible with your selection goal. Don't select only on the Cow Value

AVERAGE ANIMALS

(NO GROWTH EXTREMES)

- Selection Values 90 to 110
- Cow Value & Fertility Value average to high

A safe choice, as animals are profitble in most environments.

GROWERS

(GOOD ENVIRONMENT)

- Weaner Calf / Growth Value > 110
- Cow Value & Fertility Value average to high

Growers are heavier at birth (lower Calving Ease Value), and heavier at maturity (lower Maintenance Value).

LOW-MAINTENANCE ANIMALS

(HARSH ENVIRONMENT)

- Maintence Value > 110
- Cow Value & Fertility Value average to high

Lighter cows have a lower maintenance (higher Maintenance Value).

INTERPRETATION OF BREEDING VALUE INDICES AND SELECTION VALUES

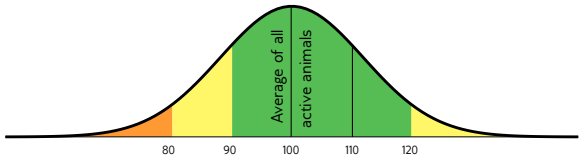

Average between 90 and 110, Acceptable between 80 and 120

© Compiled by the South African Stud Book and Livestock Improvement Association
All Pedigree- and Performance Data has been certified as correct

EXPLANATION OF BREEDING VALUES AND SELECTION VALUES

		Traits		Description/Measurement	Goal	General Guidelines	<80	<90	90-110	>110	>120	
Selection Values	5	**Cow Value**	CV	Combination of Calving Ease, Calf Growth, Milk, Maintenance and Fertility Values (Rand-Value)	Profitable Cow	Loss						Profit
	1	**Calving Ease Value**	CEV	Risk for calving problems (calf too heavy) vs calf too small	Average birth weight	High						Low
		Calf Growth Value	CGrV	Calf's genetic ability for pre-weaning growth	Heavy weaner calf	Light						Heavy
		Milk Value	MlkV	Cow's genetic mothering and milking ability	Enough milk for the calf	Less						More
	4	**Maintenance Value**	MntV	Maintenance requirements of cow (cow weight and milk)	Low cow maintenance	High					*	Low
	3	**Fertility Value**	FertV	Fertility and retention of cows and heifers	Fertile cows	Low						High
	2	**Weaner Calf Value**	WnCV	Combination of calf's weight and cow's milk	Heavy weaner calves	Light						Heavy
	6	**Growth Value**	GV	Efficient growth on veld and in feedlot (Rand-value)	Profitable growth	Loss						Profit
	7	**Carcass Value**	VarcV	Meat on carcass (Weight and RTU EBVs)	More meat on the carcass	Less						More
		Production Value	PV	Combination of Cow- and Growth values (Rand-value)	Profitable animals	Loss						Profit
Cow & Heifer	8	**Birth Weight Direct**	BD	Birth weight (Calf's genetic ability)	Average birth weight	Heavy						Light
		Birth Weight Maternal	BM	Birth weight (Cow's genetic ability)	Easy calving	Heavy						Light
	9	**Weaning Weight Direct**	WD	Weaning weight (Calf's genetic ability)	Heavy weaner calves	Light						Heavy
	10	**Weaning Weight Maternal**	WM	Weaning weight (Cow's genetic ability)	Good mothers	Poor						Good
	18	**Mature Cow Weight**	MW	Cow weight at weaning of first three calves	Average mature cow weight	Light				*	*	Heavy
		Cow-Calf Birth	CCB	EBV Birth Direct / EBV Mature Cow weight	Average	Low						High
		Cow-Calf Wean	CCW	EBV Wean Direct / EBV Mature Cow weight	High calf-cow ratio	Low						High
Fertility	12	**Heifer Fertility**	HF	Age at first calving	Fertile heifers	Less						More
	13	**Cow Fertility**	CF.E	First 3 inter-calving periods (ICPs)	Fertile cows	Less						More
	11	**Scrotal Circumference**	SC	Scrotal circumference as measured during the growth test	Fertile bulls	Less						More
	14	**Longevity**	LG	Retention of progeny	Acceptable progeny	Poor						Good
Growth & Frame	15	**Post-Wean Weight**	PWn	12- and 18 month weights	Good post-wean growth	Low					*	High
	16	**Average Daily Gain**	ADG	Average daily gain	Good growth	Poor						Good
	17	**Feed Conversion Ratio**	FCR	100g feed intake / g weight gain	Feed efficiency	Poor						Good
		Final Test Weight	FW	Final weight in the growth test	Heavy carcass	Light					*	Heavy
	19	**Height**	H	Shoulder height in growth test	Average height	Short						Tall
	20	**Length**	L	Length in growth test	Longer for more muscle	Short						Long
	24	**Length-Height Ratio**	LH	EBV Length / EBV Height	Longer rather than tall	<1						>1
Carcass	21	**Eye Muscle Area**	EMA	RTU measured eye muscle area	Bigger steaks	Small						Big
	22	**Fat Thickness**	Fat	RTU measured P8 backfat thickness	Carcass quality	Thin						Thick
	23	**Marbling**	Mar	RTU measured % of intra-muscular fat	Juicy meat	Low						High
		Dressing Percentage	D%	Carcass weight / Live weight	High dressing percentage	Low						High

* Determined by own selection goal

GENETIC VALUES - BUILDING BLOCKS

Calf and Mother			Fertility				Post-Wean Growth			Frame			Carcass		
Birth Dir.	Wean Dir.	Wean Mat.	Scrot. Circ.	Heifer Fert.	Cow Fert.	Longev.	Post Wean	ADG	FCR	Mature Weight	Height	Length	EMA	Fat	Mar
99	99	90	97	75	92	85	100	94	93	92	123	110	104	100	79
8	9	10	11	12	13	14	15	16	17	18	19	20	21	22	23

The Logix Selection Values are compiled of specific genetic building blocks, as indicated in the selection value descriptions on the previous page. These genetic building blocks are indicated in the catalogue by their Breeding Value Indices.

PHENOTYPIC VALUES

Wean Index	365D Index	540D Index	ADG Index	FCR Index	Scrotum	LH
109	104	105	122	117	327	1.22
			16	17	11	24

- Wean, 365D, 504D, ADG and FCR Indices - phenotypic index obtained within the animal's contemporary group
- Scrotum - adjusted scrotal circumference, in mm, as measured during the growth test
- Length-Height Ratio (LH) - the animal's length / height ratio as measured during the growth test

BULLS

LOT 1 — *ALDIGO BONSMARAS*

ALD 230008
2023-03-17
SP

Parentage	Sire	Dam
DNA	✔	
Genomic		

- LAR 170394 HH(c)
  - LAR 140064 HH(c)
    - LAR 090281
    - LAR 110039 HH(c) — AGE/CALV. 11/8, AVG. WI/CALV. 107/8
  - LAR 110195 — AGE/CALV. 14/11, AVG. WI/CALV. 99/9, ICP 411
    - LAR 080050
    - LAR 040350 — AGE/CALV. 19/15, AVG. WI/CALV. 104/14
- GEL 100083 — AGE/CALV. 15/11, AVG. WI/CALV. 102/9, ICP 431
  - ADV 050053
    - LAR 000265
    - AG 910100 — AGE/CALV. 19/15, AVG. WI/CALV. 100/15
  - GEL 010032 — AGE/CALV. 16/14, AVG. WI/CALV. 107/13, ICP 371

Calving Ease Value	Weaner Calf Value	Fertility Value	Maintenance Value	Cow Value	Growth Value	Carcass Value
109	89	107	132	97	60	73

Calf and Mother			Fertility				Post-Wean Growth			Frame			Carcass		
Birth Dir.	Wean Dir.	Wean Mat.	Scr. Circ.	Heifer Fert.	Cow Fert.	Longev.	Post Wean	ADG	FCR	Mature Weight	Height	Length	EMA	Fat	Mar
105	85	91	128	106	104	103	77	67	72	73	69	66	102	88	94

Wean Index	365D Index	540D Index	ADG Index	FCR Index	Scrotum	LH
100	-	-	93	-	406	1.27

Myostatin	
Q204X	0
NT821	0
F94L	0

REMARKS: Geskik vir verse

LOGIX EBV Analysis: 2026-04-17

LOT 2 — *KAMEELDORING BONSMARA*

KBS 230134
2023-10-06
SP

Parentage	Sire	Dam
DNA	✔	
Genomic		

- KBS 210085
  - LAR 160453 HH(c)
    - ARB 130063
    - LAR 090231 — AGE/CALV. 16/13, AVG. WI/CALV. 105/12
  - KBS 170068 — AGE/CALV. 8/5, AVG. WI/CALV. 96/5, ICP 433
    - EHR 130017 HH(c)
    - KBS 140181 P — AGE/CALV. 7/4, AVG. WI/CALV. 104/3
- RCO 150051 — AGE/CALV. 10/8, AVG. WI/CALV. 103/7, ICP 372
  - KBS 110183
    - RCO 070009
    - WJK 080043 — AGE/CALV. 12/10, AVG. WI/CALV. 104/9
  - RCO 110033 — AGE/CALV. 13/10, AVG. WI/CALV. 97/10, ICP 429
    - MULTIPLE SIRES
    - RCO 090050 — AGE/CALV. 7/5, AVG. WI/CALV. 103/5

Calving Ease Value	Weaner Calf Value	Fertility Value	Maintenance Value	Cow Value	Growth Value	Carcass Value
114	102	107	101	110	103	109

Calf and Mother			Fertility				Post-Wean Growth			Frame			Carcass		
Birth Dir.	Wean Dir.	Wean Mat.	Scr. Circ.	Heifer Fert.	Cow Fert.	Longev.	Post Wean	ADG	FCR	Mature Weight	Height	Length	EMA	Fat	Mar
112	94	114	110	107	102	111	98	104	112	96	95	102	112	132	108

Wean Index	365D Index	540D Index	ADG Index	FCR Index	Scrotum	LH
97	-	-	103	-	384	1.26

Myostatin	
Q204X	0
NT821	0
F94L	0

REMARKS: Geskik vir verse

LOGIX EBV Analysis: 2026-04-17

LOT 3 — *THABA KWENA BONSMARAS*

TBS 230047
2023-06-09
SP

Parentage	Sire	Dam
DNA	✔	
Genomic		

- SYF 200003 HH(c)
  - SYF 150155 HH(c)
    - SYF 120090 HH(c)
    - ADV 080229 — AGE/CALV. 11/9, AVG. WI/CALV. 102/9
  - SYF 170294 — AGE/CALV. 4/2, AVG. WI/CALV. 104/2, ICP 460
    - SYF 140247
    - ADV 060030 — AGE/CALV. 18/14, AVG. WI/CALV. 97/14
- LAR 100333 — AGE/CALV. 14/11, AVG. WI/CALV. 102/10, ICP 404
  - LAR 080008
    - AG 040374
    - LAR 990381 — AGE/CALV. 14/10, AVG. WI/CALV. 101/7
  - LAR 050183 — AGE/CALV. 12/8, AVG. WI/CALV. 102/8, ICP 479
    - LAR 020064
    - LAR 980117 — AGE/CALV. 14/12, AVG. WI/CALV. 109/12

Calving Ease Value	Weaner Calf Value	Fertility Value	Maintenance Value	Cow Value	Growth Value	Carcass Value
102	96	95	104	92	94	95

Calf and Mother			Fertility				Post-Wean Growth			Frame			Carcass		
Birth Dir.	Wean Dir.	Wean Mat.	Scr. Circ.	Heifer Fert.	Cow Fert.	Longev.	Post Wean	ADG	FCR	Mature Weight	Height	Length	EMA	Fat	Mar
99	103	82	103	105	90	101	100	96	85	95	84	89	105	94	84

Wean Index	365D Index	540D Index	ADG Index	FCR Index	Scrotum	LH
95	-	-	104	-	357	1.24

Myostatin	
Q204X	1
NT821	0
F94L	0

REMARKS:

LOGIX EBV Analysis: 2026-04-17

© Compiled by the South African Stud Book and Livestock Improvement Association
All Pedigree- and Performance Data has been certified as correct

BULLE

LOT 4 — *FRITS KROON BOERDERY*

FKB 230041
2023-04-11
SP

Ouerskap	Vaar	Moer
DNS	✔	✔
Genomies		

- SYF 170418 HH(c)
  - SYF 140089 HH(c)
    - ADV 110336
    - SYF 060111 — OUD/KALW. 13/11, GEM. SI/KALW. 103/11
  - SYF 130312 — OUD/KALW. 8/4, GEM. SI/KALW. 105/4, TKP 484
    - SYF 100072
    - ADV 110045 — OUD/KALW. 4/3, GEM. SI/KALW. 105/1
- FKB 190051 — OUD/KALW. 6/5, GEM. SI/KALW. 112/2, TKP 371
  - MUL 160074
    - MUL 130005
    - MUL 120046 — OUD/KALW. 11/8, GEM. SI/KALW. 101/7
  - SYF 120009 — OUD/KALW. 14/12, GEM. SI/KALW. 101/11, TKP 385
    - ADV 060174
    - ADV 090208 — OUD/KALW. 12/10, GEM. SI/KALW. 100/10

Geboortegemak Waarde	Speenkalf Waarde	Vrugbaarheids-waarde	Onderhouds-waarde	Koeiwaarde	Groei-waarde	Karkas-waarde
111	112	114	125	122	81	79

Kalf en Moeder			Vrugbaarheid				Na-Speen Groei			Raam			Karkas		
Geb. Dir.	Spn. Dir.	Spn. Mat.	Skr. Omtr.	Vers Vrugb.	Koei Vrugb.	Lankl.	Na-Speen	GDT	VOV	Volw. Gewig	Hoogte	Lengte	OSO	Vet	Mar
109	95	113	92	117	106	106	89	80	80	79	80	83	102	57	88

Spn. Indeks	365D Indeks	540D Indeks	GDT Indeks	VOV Indeks	Skrotum	LH
113	-	-	92	-	340	1.25

Miostatien	
Q204X	0
NT821	1
F94L	0

OPMERKINGS:

LOGIX EBV Analise: 2026-04-17

LOT 5 — *J.P.F. DU TOIT*

KDT 230010
2023-02-28
SP

Ouerskap	Vaar	Moer
DNS		
Genomies		

- KBS 180025
  - KBS 140163
    - RCO 090010
    - WJK 090124 — OUD/KALW. 16/15, GEM. SI/KALW. 104/14
  - KBS 140018 — OUD/KALW. 10/7, GEM. SI/KALW. 97/6, TKP 430
    - AG 090762
    - WJK 060023 — OUD/KALW. 14/11, GEM. SI/KALW. 100/11
- KDT 190095 — OUD/KALW. 6/4, GEM. SI/KALW. 100/3, TKP 351
  - LFR 150048 HH(c)
    - HJL 120124
    - LFR 110034 — OUD/KALW. 12/9, GEM. SI/KALW. 96/9
  - KDT 090042 — OUD/KALW. 12/10, GEM. SI/KALW. 103/10, TKP 370
    - KDT 060048
    - KDT 050008 — OUD/KALW. 7/4, GEM. SI/KALW. 95/4

Geboortegemak Waarde	Speenkalf Waarde	Vrugbaarheids-waarde	Onderhouds-waarde	Koeiwaarde	Groei-waarde	Karkas-waarde
124	100	94	129	104	91	91

Kalf en Moeder			Vrugbaarheid				Na-Speen Groei			Raam			Karkas		
Geb. Dir.	Spn. Dir.	Spn. Mat.	Skr. Omtr.	Vers Vrugb.	Koei Vrugb.	Lankl.	Na-Speen	GDT	VOV	Volw. Gewig	Hoogte	Lengte	OSO	Vet	Mar
124	86	104	114	100	91	104	87	93	105	76	98	92	118	116	102

Spn. Indeks	365D Indeks	540D Indeks	GDT Indeks	VOV Indeks	Skrotum	LH
102	-	-	91	-	362	1.23

Miostatien	
Q204X	1
NT821	0
F94L	0

OPMERKINGS:

LOGIX EBV Analise: 2026-04-17

LOT 6 — *KAMEELDORING BONSMARA*

KBS 230123
2023-10-04
SP

Ouerskap	Vaar	Moer
DNS	✔	
Genomies		

- KBS 210085
  - LAR 160453 HH(c)
    - ARB 130063
    - LAR 090231 — OUD/KALW. 16/13, GEM. SI/KALW. 105/12
  - KBS 170068 — OUD/KALW. 8/5, GEM. SI/KALW. 96/5, TKP 433
    - EHR 130017 HH(c)
    - KBS 140181 P — OUD/KALW. 7/4, GEM. SI/KALW. 104/3
- KBS 170172 — OUD/KALW. 8/6, GEM. SI/KALW. 100/5, TKP 377
  - KBS 140163
    - RCO 090010
    - WJK 090124 — OUD/KALW. 16/15, GEM. SI/KALW. 104/14
  - HDT 110128 — OUD/KALW. 14/12, GEM. SI/KALW. 97/11, TKP 367
    - HDT 080017
    - HDT 060046 — OUD/KALW. 9/5, GEM. SI/KALW. 103/4

Geboortegemak Waarde	Speenkalf Waarde	Vrugbaarheids-waarde	Onderhouds-waarde	Koeiwaarde	Groei-waarde	Karkas-waarde
89	111	101	97	107	117	118

Kalf en Moeder			Vrugbaarheid				Na-Speen Groei			Raam			Karkas		
Geb. Dir.	Spn. Dir.	Spn. Mat.	Skr. Omtr.	Vers Vrugb.	Koei Vrugb.	Lankl.	Na-Speen	GDT	VOV	Volw. Gewig	Hoogte	Lengte	OSO	Vet	Mar
87	109	109	106	104	95	111	111	116	113	101	87	102	116	116	117

Spn. Indeks	365D Indeks	540D Indeks	GDT Indeks	VOV Indeks	Skrotum	LH
100	-	-	118	-	359	1.29

Miostatien	
Q204X	0
NT821	0
F94L	0

OPMERKINGS:

LOGIX EBV Analise: 2026-04-17

BULLS

LOT 7 — *THABA KWENA BONSMARAS*

TBS 230024
2023-04-14
SP

Parentage	Sire	Dam
DNA		
Genomic		

- SYF 180245 HH(c)
  - HLF 140028
    - ADV 110007
    - SYF 050200 — AGE/CALV. 9/6 — AVG. WI/CALV. 101/6
  - SYF 100071 — AGE/CALV. 11/9 — AVG. WI/CALV. 110/9 — ICP 367
    - LAR 060034
    - SYF 040051 — AGE/CALV. 13/8 — AVG. WI/CALV. 103/8
- TBS 190068 — AGE/CALV. 6/4 — AVG. WI/CALV. 110/3 — ICP 428
  - KBS 130064
    - KBS 110051
    - KBS 110039 — AGE/CALV. 5/3 — AVG. WI/CALV. 101/2
  - TBS 160105 — AGE/CALV. 6/2 — AVG. WI/CALV. 105/2 — ICP 441

Calving Ease Value	Weaner Calf Value	Fertility Value	Maintenance Value	Cow Value	Growth Value	Carcass Value
112	94	97	97	99	103	116

Calf and Mother			Fertility				Post-Wean Growth			Frame			Carcass		
Birth Dir.	Wean Dir.	Wean Mat.	Scr. Circ.	Heifer Fert.	Cow Fert.	Longev.	Post Wean	ADG	FCR	Mature Weight	Height	Length	EMA	Fat	Mar
116	92	109	100	95	98	104	93	98	82	101	79	91	104	128	120

Wean Index	365D Index	540D Index	ADG Index	FCR Index	Scrotum	LH
101	-	-	114	-	339	1.27

Myostatin	
Q204X	0
NT821	1
F94L	0

REMARKS:

LOGIX EBV Analysis: 2026-04-17

LOT 8 — *ALDIGO BONSMARAS*

ALD 230031
2023-04-13
B

Parentage	Sire	Dam
DNA ✔		
Genomic		

- LAR 170358 HH(c)
  - JRP 110073
    - LAR 060015
    - JRP 070008 — AGE/CALV. 5/3 — AVG. WI/CALV. 106/3
  - LAR 100159 — AGE/CALV. 15/11 — AVG. WI/CALV. 105/11 — ICP 415
    - LAR 080054
    - LAR 020268 — AGE/CALV. 17/14 — AVG. WI/CALV. 104/13
- ALD 170060 — AGE/CALV. 7/6 — AVG. WI/CALV. 102/5 — ICP 371

Calving Ease Value	Weaner Calf Value	Fertility Value	Maintenance Value	Cow Value	Growth Value	Carcass Value
104	97	111	90	104	104	123

Calf and Mother			Fertility				Post-Wean Growth			Frame			Carcass		
Birth Dir.	Wean Dir.	Wean Mat.	Scr. Circ.	Heifer Fert.	Cow Fert.	Longev.	Post Wean	ADG	FCR	Mature Weight	Height	Length	EMA	Fat	Mar
103	103	93	109	110	96	121	99	101	84	111	82	103	108	123	114

Wean Index	365D Index	540D Index	ADG Index	FCR Index	Scrotum	LH
104	-	-	112	-	368	1.29

Myostatin	
Q204X	0
NT821	0
F94L	0

REMARKS: Kalwingsgemak

LOGIX EBV Analysis: 2026-04-17

LOT 9 — *FRITS KROON BOERDERY*

FKB 230011
2023-03-13
SP

Parentage	Sire	Dam
DNA		
Genomic		

- ADV 080210
  - ADV 040182
    - AG 980012
    - AG 980111 — AGE/CALV. 10/6 — AVG. WI/CALV. 101/6
  - ADV 030008 — AGE/CALV. 16/13 — AVG. WI/CALV. 107/11 — ICP 377
    - AG 980338
    - AG 990103 — AGE/CALV. 9/1 — AVG. WI/CALV. 106/1
- SEP 110162 — AGE/CALV. 12/9 — AVG. WI/CALV. 103/8 — ICP 388
  - JMP 050076
    - MMJ 000174
    - JMP 010184 — AGE/CALV. 6/3 — AVG. WI/CALV. 105/2
  - SEP 070115 — AGE/CALV. 14/11 — AVG. WI/CALV. 103/10 — ICP 405
    - LAR 010315
    - SEP 950167 — AGE/CALV. 14/11 — AVG. WI/CALV. 104/11

Calving Ease Value	Weaner Calf Value	Fertility Value	Maintenance Value	Cow Value	Growth Value	Carcass Value
87	96	78	100	82	100	107

Calf and Mother			Fertility				Post-Wean Growth			Frame			Carcass		
Birth Dir.	Wean Dir.	Wean Mat.	Scr. Circ.	Heifer Fert.	Cow Fert.	Longev.	Post Wean	ADG	FCR	Mature Weight	Height	Length	EMA	Fat	Mar
87	104	96	99	88	75	102	104	96	77	99	90	87	107	105	110

Wean Index	365D Index	540D Index	ADG Index	FCR Index	Scrotum	LH
95	-	-	113	-	351	1.23

Myostatin	
Q204X	1
NT821	0
F94L	0

REMARKS:

LOGIX EBV Analysis: 2026-04-17

© Compiled by the South African Stud Book and Livestock Improvement Association
All Pedigree- and Performance Data has been certified as correct

BULLE

LOT 10 *ALDIGO BONSMARAS*

ALD 230048
2023-04-22
B

Ouerskap	Vaar	Moer
DNS ✔		
Genomies		

- SYF 160051
  - SYF 130058
    - SYF 100251
    - ADV 080229 (OUD/KALW. 11/9, GEM. SI/KALW. 102/9)
  - ADV 110065 (OUD/KALW. 11/5, GEM. SI/KALW. 98/5, TKP 446)
    - ADV 070005
    - ADV 070078 (OUD/KALW. 15/10, GEM. SI/KALW. 94/8)
- ALD 170037 (OUD/KALW. 7/6, GEM. SI/KALW. 100/5, TKP 369)

Geboortegemak Waarde	Speenkalf Waarde	Vrugbaarheids-waarde	Onderhouds-waarde	Koeiwaarde	Groei-waarde	Karkas-waarde
97	79	86	101	76	104	107

Kalf en Moeder			Vrugbaarheid				Na-Speen Groei			Raam			Karkas		
Geb. Dir.	Spn. Dir.	Spn. Mat.	Skr. Omtr.	Vers Vrugb.	Koei Vrugb.	Lankl.	Na-Speen	GDT	VOV	Volw. Gewig	Hoogte	Lengte	OSO	Vet	Mar
99	86	101	97	96	81	101	85	102	77	97	77	91	109	92	94

Spn. Indeks	365D Indeks	540D Indeks	GDT Indeks	VOV Indeks	Skrotum	LH
93	-	-	100	-	356	1.27

Miostatien	
Q204X	1
NT821	0
F94L	0

OPMERKINGS:

LOGIX EBV Analise: 2026-04-17

LOT 11 *THABA KWENA BONSMARAS*

TBS 230010
2023-03-26
B

Ouerskap	Vaar	Moer
DNS		
Genomies		

- SYF 200003 HH(c)
  - SYF 150155 HH(c)
    - SYF 120090 HH(c)
    - ADV 080229 (OUD/KALW. 11/9, GEM. SI/KALW. 102/9)
  - SYF 170294 (OUD/KALW. 4/2, GEM. SI/KALW. 104/2, TKP 460)
    - SYF 140247
    - ADV 060030 (OUD/KALW. 18/14, GEM. SI/KALW. 97/14)
- TBS 160001 (OUD/KALW. 10/5, GEM. SI/KALW. 113/5, TKP 397)

Geboortegemak Waarde	Speenkalf Waarde	Vrugbaarheids-waarde	Onderhouds-waarde	Koeiwaarde	Groei-waarde	Karkas-waarde
87	106	100	94	103	99	109

Kalf en Moeder			Vrugbaarheid				Na-Speen Groei			Raam			Karkas		
Geb. Dir.	Spn. Dir.	Spn. Mat.	Skr. Omtr.	Vers Vrugb.	Koei Vrugb.	Lankl.	Na-Speen	GDT	VOV	Volw. Gewig	Hoogte	Lengte	OSO	Vet	Mar
87	107	110	104	105	91	106	99	100	84	105	97	104	103	76	75

Spn. Indeks	365D Indeks	540D Indeks	GDT Indeks	VOV Indeks	Skrotum	LH
105	-	-	101	-	348	1.23

Miostatien	
Q204X	1
NT821	0
F94L	0

OPMERKINGS:

LOGIX EBV Analise: 2026-04-17

LOT 12 *KAMEELDORING BONSMARA*

KBS 230259
2023-11-21
SP

Ouerskap	Vaar	Moer
DNS ✔		
Genomies		

- KBS 210114
  - LAR 140173 HH(c)
    - LAR 120033 HH(c)
    - LAR 100159 (OUD/KALW. 15/11, GEM. SI/KALW. 105/11)
  - KBS 170192 (OUD/KALW. 8/6, GEM. SI/KALW. 108/4, TKP 379)
    - KBS 130104
    - KBS 120018 (OUD/KALW. 12/9, GEM. SI/KALW. 100/8)
- KBS 190124 (OUD/KALW. 6/2, GEM. SI/KALW. 104/2, TKP 437)
  - BPJ 080013
    - BG 020058 Pp(c)
    - RCO 990248 (OUD/KALW. 21/14, GEM. SI/KALW. 107/14)
  - KBS 160131 (OUD/KALW. 9/7, GEM. SI/KALW. 95/5, TKP 377)
    - SYF 100072
    - KBS 110010 (OUD/KALW. 6/4, GEM. SI/KALW. 110/4)

Geboortegemak Waarde	Speenkalf Waarde	Vrugbaarheids-waarde	Onderhouds-waarde	Koeiwaarde	Groei-waarde	Karkas-waarde
108	114	114	93	122	122	121

Kalf en Moeder			Vrugbaarheid				Na-Speen Groei			Raam			Karkas		
Geb. Dir.	Spn. Dir.	Spn. Mat.	Skr. Omtr.	Vers Vrugb.	Koei Vrugb.	Lankl.	Na-Speen	GDT	VOV	Volw. Gewig	Hoogte	Lengte	OSO	Vet	Mar
110	108	109	100	128	90	118	117	125	110	106	96	115	131	108	116

Spn. Indeks	365D Indeks	540D Indeks	GDT Indeks	VOV Indeks	Skrotum	LH
103	-	-	108	-	354	1.25

Miostatien	
Q204X	1
NT821	0
F94L	0

OPMERKINGS:

LOGIX EBV Analise: 2026-04-17

BULLS

LOT 13 — *BOSLAND BOERDERY*

BLB 230063
2023-05-03
B

Parentage	Sire	Dam
DNA		
Genomic		

- **LFR 150074**
  - **LAR 090380**
    - **LAR 070090**
    - **LAR 050094** AGE/CALV. 6/3 AVG. WI/CALV. 92/3
  - **LFR 120012** AGE/CALV. 14/11 AVG. WI/CALV. 99/11 ICP 380
    - **HJL 070124**
    - **BEI 070040** AGE/CALV. 17/14 AVG. WI/CALV. 103/12
- **BLB 170007** AGE/CALV. 9/6 AVG. WI/CALV. 105/6 ICP 364

Calving Ease Value	Weaner Calf Value	Fertility Value	Maintenance Value	Cow Value	Growth Value	Carcass Value
104	97	96	95	98	114	112

Calf and Mother			Fertility				Post-Wean Growth			Frame			Carcass		
Birth Dir.	Wean Dir.	Wean Mat.	Scr. Circ.	Heifer Fert.	Cow Fert.	Longev.	Post Wean	ADG	FCR	Mature Weight	Height	Length	EMA	Fat	Mar
101	93	116	96	102	85	108	88	117	107	102	115	114	91	103	107

Wean Index	365D Index	540D Index	ADG Index	FCR Index	Scrotum	LH
106	-	-	109	-	345	1.24

Myostatin	
Q204X	1
NT821	0
F94L	0

REMARKS:

LOGIX EBV Analysis: 2026-04-17

LOT 14 — *LEON RIEKERT & SEUNS*

LFR 230006
2023-02-07
SP

Parentage	Sire	Dam
DNA		
Genomic		

- **LAR 180041 HH(c)**
  - **LAR 140173 HH(c)**
    - **LAR 120033 HH(c)**
    - **LAR 100159** AGE/CALV. 15/11 AVG. WI/CALV. 105/11
  - **LAR 150271** AGE/CALV. 9/5 AVG. WI/CALV. 115/4 ICP 444
    - **BG 120043**
    - **LAR 090362** AGE/CALV. 14/11 AVG. WI/CALV. 104/11
- **LFR 200071** AGE/CALV. 5/3 AVG. WI/CALV. 101/3 ICP 372
  - **LFR 150032**
    - **HJL 120124**
    - **BEI 070040** AGE/CALV. 17/14 AVG. WI/CALV. 103/12
  - **LFR 160043** AGE/CALV. 10/7 AVG. WI/CALV. 103/7 ICP 402
    - **LAR 090380**
    - **JDB 040061** AGE/CALV. 16/12 AVG. WI/CALV. 104/11

Calving Ease Value	Weaner Calf Value	Fertility Value	Maintenance Value	Cow Value	Growth Value	Carcass Value
105	119	101	90	117	144	132

Calf and Mother			Fertility				Post-Wean Growth			Frame			Carcass		
Birth Dir.	Wean Dir.	Wean Mat.	Scr. Circ.	Heifer Fert.	Cow Fert.	Longev.	Post Wean	ADG	FCR	Mature Weight	Height	Length	EMA	Fat	Mar
104	115	103	136	123	77	115	127	147	136	110	110	131	117	95	99

Wean Index	365D Index	540D Index	ADG Index	FCR Index	Scrotum	LH
106	-	-	112	-	373	1.31

Myostatin	
Q204X	0
NT821	0
F94L	0

REMARKS: Geskik vir verse

LOGIX EBV Analysis: 2026-04-17

LOT 15 — *J.P.F. DU TOIT*

KDT 230021
2023-05-08
SP

Parentage	Sire	Dam
DNA		
Genomic		

- **BUF 160051 HH(c)**
  - **HJL 130013 HH(c)**
    - **HJL 070124**
    - **HJL 080158** AGE/CALV. 9/6 AVG. WI/CALV. 101/6
  - **HJL 130110** AGE/CALV. 4/1 AVG. WI/CALV. 118/1 ICP -
    - **HJL 080151**
    - **HJL 070266** AGE/CALV. 10/7 AVG. WI/CALV. 97/7
- **KDT 190064** AGE/CALV. 4/3 AVG. WI/CALV. 105/1 ICP 359
  - **LFR 150048 HH(c)**
    - **HJL 120124**
    - **LFR 110034** AGE/CALV. 12/9 AVG. WI/CALV. 96/9
  - **KDT 100002** AGE/CALV. 12/10 AVG. WI/CALV. 103/10 ICP 365
    - **PAD 070138**
    - **AG 960034** AGE/CALV. 18/15 AVG. WI/CALV. 100/14

Calving Ease Value	Weaner Calf Value	Fertility Value	Maintenance Value	Cow Value	Growth Value	Carcass Value
99	108	113	94	113	104	118

Calf and Mother			Fertility				Post-Wean Growth			Frame			Carcass		
Birth Dir.	Wean Dir.	Wean Mat.	Scr. Circ.	Heifer Fert.	Cow Fert.	Longev.	Post Wean	ADG	FCR	Mature Weight	Height	Length	EMA	Fat	Mar
97	111	95	114	119	108	97	110	104	93	105	101	109	113	109	108

Wean Index	365D Index	540D Index	ADG Index	FCR Index	Scrotum	LH
105	-	-	93	-	361	1.25

Myostatin	
Q204X	0
NT821	0
F94L	0

REMARKS:

LOGIX EBV Analysis: 2026-04-17

© Compiled by the South African Stud Book and Livestock Improvement Association
All Pedigree- and Performance Data has been certified as correct

BULLE

LOT 16 — *KAMEELDORING BONSMARA*

KBS 230246
2023-11-16
SP

Ouerskap	Vaar	Moer
DNS	✔	
Genomies		

- KBS 210172
  - LAR 140173 HH(c)
    - LAR 120033 HH(c)
    - LAR 100159 — OUD/KALW. 15/11, GEM. SI/KALW. 105/11
  - WJK 090124 — OUD/KALW. 16/15, GEM. SI/KALW. 104/14, TKP 367
    - LAR 040237
    - WJK 060316 — OUD/KALW. 12/9, GEM. SI/KALW. 110/7
- KBS 180133 — OUD/KALW. 7/5, GEM. SI/KALW. 101/4, TKP 376
  - KBS 160183
    - KBS 130104
    - WJK 080088 — OUD/KALW. 8/6, GEM. SI/KALW. 100/6
  - KBS 140198 — OUD/KALW. 4/2, GEM. SI/KALW. 96/2, TKP 397
    - KBS 100052
    - KBS 100104 — OUD/KALW. 4/2, GEM. SI/KALW. 102/2

Geboortegemak Waarde	Speenkalf Waarde	Vrugbaarheids-waarde	Onderhouds-waarde	Koeiwaarde	Groei-waarde	Karkas-waarde
106	102	104	95	107	125	114

Kalf en Moeder			Vrugbaarheid				Na-Speen Groei			Raam			Karkas		
Geb. Dir.	Spn. Dir.	Spn. Mat.	Skr. Omtr.	Vers Vrugb.	Koei Vrugb.	Lankl.	Na-Speen	GDT	VOV	Volw. Gewig	Hoogte	Lengte	OSO	Vet	Mar
111	102	104	107	112	92	112	115	124	112	104	104	111	108	78	96

Spn. Indeks	365D Indeks	540D Indeks	GDT Indeks	VOV Indeks	Skrotum	LH
93	-	-	103	-	342	1.25

Miostatien	
Q204X	0
NT821	0
F94L	0

OPMERKINGS: Geskik vir verse

LOGIX EBV Analise: 2026-04-17

LOT 17 — *KAMEELDORING BONSMARA*

KBS 230286
2023-12-23
SP

Ouerskap	Vaar	Moer
DNS	✔	✔
Genomies		

- KBS 210093
  - LAR 140173 HH(c)
    - LAR 120033 HH(c)
    - LAR 100159 — OUD/KALW. 15/11, GEM. SI/KALW. 105/11
  - KBS 160179 — OUD/KALW. 9/6, GEM. SI/KALW. 101/6, TKP 407
    - RCO 120037
    - KBS 100029 — OUD/KALW. 13/10, GEM. SI/KALW. 100/10
- KBS 180014 — OUD/KALW. 8/5, GEM. SI/KALW. 97/5, TKP 415
  - EHR 130017 HH(c)
    - ADV 090140
    - CEF 080016 — OUD/KALW. 9/5, GEM. SI/KALW. 112/4
  - WJK 080036 — OUD/KALW. 14/9, GEM. SI/KALW. 102/9, TKP 403
    - VOG 040019
    - CJJ 040052 — OUD/KALW. 17/14, GEM. SI/KALW. 106/12

Geboortegemak Waarde	Speenkalf Waarde	Vrugbaarheids-waarde	Onderhouds-waarde	Koeiwaarde	Groei-waarde	Karkas-waarde
105	108	90	109	101	104	99

Kalf en Moeder			Vrugbaarheid				Na-Speen Groei			Raam			Karkas		
Geb. Dir.	Spn. Dir.	Spn. Mat.	Skr. Omtr.	Vers Vrugb.	Koei Vrugb.	Lankl.	Na-Speen	GDT	VOV	Volw. Gewig	Hoogte	Lengte	OSO	Vet	Mar
103	109	85	98	102	79	111	108	105	94	90	86	100	126	90	98

Spn. Indeks	365D Indeks	540D Indeks	GDT Indeks	VOV Indeks	Skrotum	LH
102	-	-	96	-	342	1.27

Miostatien	
Q204X	1
NT821	0
F94L	0

OPMERKINGS:

LOGIX EBV Analise: 2026-04-17

LOT 18 — *ALDIGO BONSMARAS*

ALD 230065
2023-05-17
B

Ouerskap	Vaar	Moer
DNS	✔	
Genomies		

- SYF 160051
  - SYF 130058
    - SYF 100251
    - ADV 080229 — OUD/KALW. 11/9, GEM. SI/KALW. 102/9
  - ADV 110065 — OUD/KALW. 11/5, GEM. SI/KALW. 98/5, TKP 446
    - ADV 070005
    - ADV 070078 — OUD/KALW. 15/10, GEM. SI/KALW. 94/8
- ALD 150045 — OUD/KALW. 10/7, GEM. SI/KALW. 104/6, TKP 399

Geboortegemak Waarde	Speenkalf Waarde	Vrugbaarheids-waarde	Onderhouds-waarde	Koeiwaarde	Groei-waarde	Karkas-waarde
88	90	90	88	85	115	128

Kalf en Moeder			Vrugbaarheid				Na-Speen Groei			Raam			Karkas		
Geb. Dir.	Spn. Dir.	Spn. Mat.	Skr. Omtr.	Vers Vrugb.	Koei Vrugb.	Lankl.	Na-Speen	GDT	VOV	Volw. Gewig	Hoogte	Lengte	OSO	Vet	Mar
89	97	109	115	97	83	104	96	112	85	112	91	102	104	125	117

Spn. Indeks	365D Indeks	540D Indeks	GDT Indeks	VOV Indeks	Skrotum	LH
104	-	-	109	-	368	1.21

Miostatien	
Q204X	0
NT821	0
F94L	0

OPMERKINGS:

LOGIX EBV Analise: 2026-04-17

© Compiled by the South African Stud Book and Livestock Improvement Association
All Pedigree- and Performance Data has been certified as correct

BULLS

LOT 19 — *ALDIGO BONSMARAS*

ALD 230105
2023-09-23
SP

Parentage	Sire	Dam
DNA	✔	
Genomic		

- LAR 190430 HH(c)
  - LAR 160093 HH(c)
    - WAT 110394
    - LAR 130049 — AGE/CALV. 12/9, AVG. WI/CALV. 105/8
  - LAR 140425 — AGE/CALV. 11/8, AVG. WI/CALV. 105/7, ICP 430
    - LAR 110134
    - LAR 050157 — AGE/CALV. 11/9, AVG. WI/CALV. 103/8
- ALD 200028 — AGE/CALV. 6/4, AVG. WI/CALV. 104/3, ICP 374
  - SYF 160051
    - SYF 130058
    - ADV 110065 — AGE/CALV. 11/5, AVG. WI/CALV. 98/5
  - ALD 100136 — AGE/CALV. 12/4, AVG. WI/CALV. 99/4, ICP 394

Calving Ease Value	Weaner Calf Value	Fertility Value	Maintenance Value	Cow Value	Growth Value	Carcass Value
101	99	90	97	93	108	104

Calf and Mother			Fertility				Post-Wean Growth			Frame			Carcass		
Birth Dir.	Wean Dir.	Wean Mat.	Scr. Circ.	Heifer Fert.	Cow Fert.	Longev.	Post Wean	ADG	FCR	Mature Weight	Height	Length	EMA	Fat	Mar
97	103	95	93	97	87	98	105	105	94	101	92	96	109	89	93

Wean Index	365D Index	540D Index	ADG Index	FCR Index	Scrotum	LH
112	-	-	108	-	339	1.28

Myostatin	
Q204X	1
NT821	0
F94L	0

REMARKS:

LOGIX EBV Analysis: 2026-04-17

LOT 20 — *THABA KWENA BONSMARAS*

TBS 230039
2023-05-02
SP

Parentage	Sire	Dam
DNA		
Genomic		

- SYF 200003 HH(c)
  - SYF 150155 HH(c)
    - SYF 120090 HH(c)
    - ADV 080229 — AGE/CALV. 11/9, AVG. WI/CALV. 102/9
  - SYF 170294 — AGE/CALV. 4/2, AVG. WI/CALV. 104/2, ICP 460
    - SYF 140247
    - ADV 060030 — AGE/CALV. 18/14, AVG. WI/CALV. 97/14
- LFR 140034 — AGE/CALV. 12/8, AVG. WI/CALV. 96/6, ICP 468
  - LFR 120010
    - HJL 070124
    - BEI 070029 — AGE/CALV. 9/8, AVG. WI/CALV. 95/7
  - LFR 110039 — AGE/CALV. 13/10, AVG. WI/CALV. 97/10, ICP 404
    - CJJ 040040
    - JDB 040061 — AGE/CALV. 16/12, AVG. WI/CALV. 104/11

Calving Ease Value	Weaner Calf Value	Fertility Value	Maintenance Value	Cow Value	Growth Value	Carcass Value
92	100	102	133	97	102	103

Calf and Mother			Fertility				Post-Wean Growth			Frame			Carcass		
Birth Dir.	Wean Dir.	Wean Mat.	Scr. Circ.	Heifer Fert.	Cow Fert.	Longev.	Post Wean	ADG	FCR	Mature Weight	Height	Length	EMA	Fat	Mar
93	103	76	114	114	90	103	103	101	84	73	75	79	95	122	98

Wean Index	365D Index	540D Index	ADG Index	FCR Index	Scrotum	LH
91	-	-	107	-	372	1.22

Myostatin	
Q204X	0
NT821	0
F94L	0

REMARKS:

LOGIX EBV Analysis: 2026-04-17

LOT 21 — *THABA KWENA BONSMARAS*

TBS 230051
2023-06-14
SP

Parentage	Sire	Dam
DNA		
Genomic		

- SYF 180245 HH(c)
  - HLF 140028
    - ADV 110007
    - SYF 050200 — AGE/CALV. 9/6, AVG. WI/CALV. 101/6
  - SYF 100071 — AGE/CALV. 11/9, AVG. WI/CALV. 110/9, ICP 367
    - LAR 060034
    - SYF 040051 — AGE/CALV. 13/8, AVG. WI/CALV. 103/8
- LFR 140039 — AGE/CALV. 12/8, AVG. WI/CALV. 109/6, ICP 474
  - LFR 120010
    - HJL 070124
    - BEI 070029 — AGE/CALV. 9/8, AVG. WI/CALV. 95/7
  - LFR 110060 — AGE/CALV. 4/2, AVG. WI/CALV. 105/2, ICP 512
    - CJJ 040040
    - AEK 970093 — AGE/CALV. 16/12, AVG. WI/CALV. 110/12

Calving Ease Value	Weaner Calf Value	Fertility Value	Maintenance Value	Cow Value	Growth Value	Carcass Value
131	102	98	101	109	99	109

Calf and Mother			Fertility				Post-Wean Growth			Frame			Carcass		
Birth Dir.	Wean Dir.	Wean Mat.	Scr. Circ.	Heifer Fert.	Cow Fert.	Longev.	Post Wean	ADG	FCR	Mature Weight	Height	Length	EMA	Fat	Mar
132	97	96	122	98	97	105	98	104	98	97	87	94	95	128	119

Wean Index	365D Index	540D Index	ADG Index	FCR Index	Scrotum	LH
134	-	-	112	-	379	1.27

Myostatin	
Q204X	0
NT821	0
F94L	0

REMARKS: Geskik vir verse

LOGIX EBV Analysis: 2026-04-17

© Compiled by the South African Stud Book and Livestock Improvement Association
All Pedigree- and Performance Data has been certified as correct

BULLE

LOT 22 — *FRITS KROON BOERDERY*

FKB 230035
2023-04-07
SP

Ouerskap	Vaar	Moer
DNS	✔	✔
Genomies		

- SYF 170418 HH(c)
  - SYF 140089 HH(c)
    - ADV 110336
    - SYF 060111 — OUD/KALW. 13/11, GEM. SI/KALW. 103/11
  - SYF 130312 — OUD/KALW. 8/4, GEM. SI/KALW. 105/4, TKP 484
    - SYF 100072
    - ADV 110045 — OUD/KALW. 4/3, GEM. SI/KALW. 105/1
- FKB 200036 — OUD/KALW. 5/3, GEM. SI/KALW. 100/3, TKP 360
  - SYF 160272 HH(c)
    - SYF 120090 HH(c)
    - SYF 090196 — OUD/KALW. 16/13, GEM. SI/KALW. 101/11
  - MUL 160075 — OUD/KALW. 7/4, GEM. SI/KALW. 100/4, TKP 359
    - PAD 110298
    - MUL 090021 — OUD/KALW. 13/11, GEM. SI/KALW. 107/11

Geboortegemak Waarde	Speenkalf Waarde	Vrugbaarheids-waarde	Onderhouds-waarde	Koeiwaarde	Groei-waarde	Karkas-waarde
115	100	105	98	107	102	89

Kalf en Moeder			Vrugbaarheid				Na-Speen Groei			Raam			Karkas		
Geb. Dir.	Spn. Dir.	Spn. Mat.	Skr. Omtr.	Vers Vrugb.	Koei Vrugb.	Lankl.	Na-Speen	GDT	VOV	Volw. Gewig	Hoogte	Lengte	OSO	Vet	Mar
113	96	106	98	107	99	107	99	105	102	100	99	105	105	53	87

Spn. Indeks	365D Indeks	540D Indeks	GDT Indeks	VOV Indeks	Skrotum	LH
103	-	-	103	-	353	1.27

Miostatien	
Q204X	1
NT821	0
F94L	0

OPMERKINGS:

LOGIX EBV Analise: 2026-04-17

LOT 23 — *KAMEELDORING BONSMARA*

KBS 230116
2023-10-02
SP

Ouerskap	Vaar	Moer
DNS	✔	
Genomies		

- KBS 210026
  - LAR 160453 HH(c)
    - ARB 130063
    - LAR 090231 — OUD/KALW. 16/13, GEM. SI/KALW. 105/12
  - RCO 140013 — OUD/KALW. 12/9, GEM. SI/KALW. 97/8, TKP 414
    - AG 090762
    - RCO 040005 — OUD/KALW. 12/10, GEM. SI/KALW. 109/9
- KBS 160150 — OUD/KALW. 9/7, GEM. SI/KALW. 102/6, TKP 380
  - CEF 100304 HH(c)
    - CEF 080025
    - CEF 070151 — OUD/KALW. 15/13, GEM. SI/KALW. 101/12
  - HDT 110081 — OUD/KALW. 13/8, GEM. SI/KALW. 107/8, TKP 420
    - HDT 090016
    - EH 080103 — OUD/KALW. 7/2, GEM. SI/KALW. 105/2

Geboortegemak Waarde	Speenkalf Waarde	Vrugbaarheids-waarde	Onderhouds-waarde	Koeiwaarde	Groei-waarde	Karkas-waarde
84	124	98	85	115	114	131

Kalf en Moeder			Vrugbaarheid				Na-Speen Groei			Raam			Karkas		
Geb. Dir.	Spn. Dir.	Spn. Mat.	Skr. Omtr.	Vers Vrugb.	Koei Vrugb.	Lankl.	Na-Speen	GDT	VOV	Volw. Gewig	Hoogte	Lengte	OSO	Vet	Mar
83	123	110	101	95	96	109	120	112	107	116	106	114	95	136	113

Spn. Indeks	365D Indeks	540D Indeks	GDT Indeks	VOV Indeks	Skrotum	LH
110	-	-	105	-	370	1.24

Miostatien	
Q204X	0
NT821	0
F94L	0

OPMERKINGS:

LOGIX EBV Analise: 2026-04-17

LOT 24 — *ALDIGO BONSMARAS*

ALD 230032
2023-04-13
SP

Ouerskap	Vaar	Moer
DNS	✔	
Genomies		

- LAR 170394 HH(c)
  - LAR 140064 HH(c)
    - LAR 090281
    - LAR 110039 HH(c) — OUD/KALW. 11/8, GEM. SI/KALW. 107/8
  - LAR 110195 — OUD/KALW. 14/11, GEM. SI/KALW. 99/9, TKP 411
    - LAR 080050
    - LAR 040350 — OUD/KALW. 19/15, GEM. SI/KALW. 104/14
- SYF 160047 — OUD/KALW. 10/7, GEM. SI/KALW. 102/5, TKP 392
  - SYF 130005
    - SYF 100072
    - SYF 100262 — OUD/KALW. 7/4, GEM. SI/KALW. 88/4
  - ADV 120012 — OUD/KALW. 14/12, GEM. SI/KALW. 101/10, TKP 363
    - ADV 060174
    - ADV 090102 — OUD/KALW. 14/12, GEM. SI/KALW. 98/12

Geboortegemak Waarde	Speenkalf Waarde	Vrugbaarheids-waarde	Onderhouds-waarde	Koeiwaarde	Groei-waarde	Karkas-waarde
80	94	102	100	90	90	88

Kalf en Moeder			Vrugbaarheid				Na-Speen Groei			Raam			Karkas		
Geb. Dir.	Spn. Dir.	Spn. Mat.	Skr. Omtr.	Vers Vrugb.	Koei Vrugb.	Lankl.	Na-Speen	GDT	VOV	Volw. Gewig	Hoogte	Lengte	OSO	Vet	Mar
82	111	78	121	97	103	104	104	98	96	100	79	82	106	67	80

Spn. Indeks	365D Indeks	540D Indeks	GDT Indeks	VOV Indeks	Skrotum	LH
111	-	-	115	-	409	1.29

Miostatien	
Q204X	0
NT821	0
F94L	0

OPMERKINGS:

LOGIX EBV Analise: 2026-04-17

BULLS

LOT 25 — *THABA KWENA BONSMARAS*

TBS 230023
2023-04-13
B

Parentage	Sire	Dam
DNA	✔	
Genomic		

- EHR 130017 HH(c)
  - ADV 090140
    - LAR 060034
    - ADV 060185 — AGE/CALV. 13/12, AVG. WI/CALV. 103/10
  - CEF 080016 — AGE/CALV. 9/5, AVG. WI/CALV. 112/4, ICP 563
    - VV 040046 HH(c)
    - CEF 020137 — AGE/CALV. 13/11, AVG. WI/CALV. 96/10
- TBS 140009 — AGE/CALV. 12/4, AVG. WI/CALV. 102/4, ICP 381

Calving Ease Value	Weaner Calf Value	Fertility Value	Maintenance Value	Cow Value	Growth Value	Carcass Value
114	84	84	110	83	92	86

Calf and Mother			Fertility				Post-Wean Growth			Frame			Carcass		
Birth Dir.	Wean Dir.	Wean Mat.	Scr. Circ.	Heifer Fert.	Cow Fert.	Longev.	Post Wean	ADG	FCR	Mature Weight	Height	Length	EMA	Fat	Mar
113	81	105	98	101	82	90	84	96	95	88	84	88	100	76	91

Wean Index	365D Index	540D Index	ADG Index	FCR Index	Scrotum	LH
104	-	-	125	-	361	1.27

Myostatin	
Q204X	1
NT821	0
F94L	0

REMARKS:

LOGIX EBV Analysis: 2026-04-17

LOT 26 — *BOSLAND BOERDERY*

BLB 230056
2023-03-27
B

Parentage	Sire	Dam
DNA		
Genomic		

- LFR 150074
  - LAR 090380
    - LAR 070090
    - LAR 050094 — AGE/CALV. 6/3, AVG. WI/CALV. 92/3
  - LFR 120012 — AGE/CALV. 14/11, AVG. WI/CALV. 99/11, ICP 380
    - HJL 070124
    - BEI 070040 — AGE/CALV. 17/14, AVG. WI/CALV. 103/12
- BLB 130016 — AGE/CALV. 11/3, AVG. WI/CALV. 116/3, ICP 456

Calving Ease Value	Weaner Calf Value	Fertility Value	Maintenance Value	Cow Value	Growth Value	Carcass Value
83	109	91	83	99	110	117

Calf and Mother			Fertility				Post-Wean Growth			Frame			Carcass		
Birth Dir.	Wean Dir.	Wean Mat.	Scr. Circ.	Heifer Fert.	Cow Fert.	Longev.	Post Wean	ADG	FCR	Mature Weight	Height	Length	EMA	Fat	Mar
79	106	126	112	94	91	97	106	121	107	117	99	109	110	115	116

Wean Index	365D Index	540D Index	ADG Index	FCR Index	Scrotum	LH
126	-	-	113	-	380	1.32

Myostatin	
Q204X	1
NT821	0
F94L	0

REMARKS:

LOGIX EBV Analysis: 2026-04-17

LOT 27 — *LEON RIEKERT & SEUNS*

LFR 230034
2023-02-26
SP

Parentage	Sire	Dam
DNA		
Genomic		

- WAT 190520
  - WAT 150315
    - WAT 120372
    - WAT 090232 — AGE/CALV. 9/7, AVG. WI/CALV. 94/6
  - WAT 150378 — AGE/CALV. 10/8, AVG. WI/CALV. 95/6, ICP 413
    - WAT 120140
    - WAT 100065 — AGE/CALV. 9/8, AVG. WI/CALV. 97/8
- LFR 190092 — AGE/CALV. 6/4, AVG. WI/CALV. 103/4, ICP 485
  - KBS 140163
    - RCO 090010
    - WJK 090124 — AGE/CALV. 16/15, AVG. WI/CALV. 104/14
  - LFR 140009 — AGE/CALV. 12/9, AVG. WI/CALV. 102/9, ICP 371
    - LAR 090380
    - JDB 040061 — AGE/CALV. 16/12, AVG. WI/CALV. 104/11

Calving Ease Value	Weaner Calf Value	Fertility Value	Maintenance Value	Cow Value	Growth Value	Carcass Value
90	108	71	84	88	138	124

Calf and Mother			Fertility				Post-Wean Growth			Frame			Carcass		
Birth Dir.	Wean Dir.	Wean Mat.	Scr. Circ.	Heifer Fert.	Cow Fert.	Longev.	Post Wean	ADG	FCR	Mature Weight	Height	Length	EMA	Fat	Mar
92	115	96	79	75	74	101	118	139	114	118	108	118	122	88	104

Wean Index	365D Index	540D Index	ADG Index	FCR Index	Scrotum	LH
121	-	-	141	-	340	1.25

Myostatin	
Q204X	0
NT821	0
F94L	0

REMARKS:

LOGIX EBV Analysis: 2026-04-17

BULLE

LOT 28 — *J.P.F. DU TOIT*

KDT 230046
2023-09-26
SP

Ouerskap	Vaar	Moer
DNS		
Genomies		

LAR 180018 HH(c)
- LAR 140173 HH(c)
  - LAR 120033 HH(c)
  - LAR 100159 — OUD/KALW. 15/11, GEM. SI/KALW. 105/11
- LAR 110040 — OUD/KALW. 14/9, GEM. SI/KALW. 107/8, TKP 474
  - LAR 060224
  - LAR 080299 — OUD/KALW. 12/9, GEM. SI/KALW. 103/8

KDT 170091 — OUD/KALW. 8/6, GEM. SI/KALW. 93/3, TKP 378
- PAD 100227
  - AG 010258
  - EI 050136 — OUD/KALW. 9/6, GEM. SI/KALW. 106/6
- KDT 110068 — OUD/KALW. 14/12, GEM. SI/KALW. 105/10, TKP 371
  - AG 050251
  - KDT 030042 — OUD/KALW. 12/10, GEM. SI/KALW. 108/10

Geboortegemak Waarde	Speenkalf Waarde	Vrugbaarheids-waarde	Onderhouds-waarde	Koeiwaarde	Groei-waarde	Karkas-waarde
76	106	65	95	80	108	103

Kalf en Moeder			Vrugbaarheid				Na-Speen Groei			Raam			Karkas		
Geb. Dir.	Spn. Dir.	Spn. Mat.	Skr. Omtr.	Vers Vrugb.	Koei Vrugb.	Lankl.	Na-Speen	GDT	VOV	Volw. Gewig	Hoogte	Lengte	OSO	Vet	Mar
77	119	86	97	77	66	100	117	109	108	105	100	106	118	80	89

Spn. Indeks	365D Indeks	540D Indeks	GDT Indeks	VOV Indeks	Skrotum	LH
98	-	-	95	-	355	1.22

Miostatien	
Q204X	1
NT821	0
F94L	0

OPMERKINGS:

LOGIX EBV Analise: 2026-04-17

LOT 29 — *KAMEELDORING BONSMARA*

KBS 230032
2023-08-25
SP

Ouerskap	Vaar	Moer
DNS		
Genomies		

KBS 190132
- LFR 160001
  - JRB 950035
  - LFR 130063 — OUD/KALW. 12/10, GEM. SI/KALW. 103/10
- RCO 160039 — OUD/KALW. 9/7, GEM. SI/KALW. 101/6, TKP 373
  - RCO 120037
  - RCO 130054 — OUD/KALW. 12/8, GEM. SI/KALW. 87/6

KBS 200169 — OUD/KALW. 5/2, GEM. SI/KALW. 100/2, TKP 572
- KBS 180004 HH(c)
  - KBS 140163
  - KBS 130138 — OUD/KALW. 11/7, GEM. SI/KALW. 99/7
- KBS 160188 — OUD/KALW. 9/7, GEM. SI/KALW. 94/6, TKP 376
  - RCO 120037
  - WJK 080043 — OUD/KALW. 12/10, GEM. SI/KALW. 104/9

Geboortegemak Waarde	Speenkalf Waarde	Vrugbaarheids-waarde	Onderhouds-waarde	Koeiwaarde	Groei-waarde	Karkas-waarde
101	109	91	98	103	107	110

Kalf en Moeder			Vrugbaarheid				Na-Speen Groei			Raam			Karkas		
Geb. Dir.	Spn. Dir.	Spn. Mat.	Skr. Omtr.	Vers Vrugb.	Koei Vrugb.	Lankl.	Na-Speen	GDT	VOV	Volw. Gewig	Hoogte	Lengte	OSO	Vet	Mar
99	108	100	119	91	90	110	108	106	95	100	80	87	112	101	111

Spn. Indeks	365D Indeks	540D Indeks	GDT Indeks	VOV Indeks	Skrotum	LH
109	-	-	96	-	367	1.26

Miostatien	
Q204X	0
NT821	0
F94L	0

OPMERKINGS: Geskik vir verse

LOGIX EBV Analise: 2026-04-17

LOT 30 — *ALDIGO BONSMARAS*

ALD 230036
2023-04-16
SP

Ouerskap	Vaar	Moer
DNS ✔		
Genomies		

BKR 180101
- SYF 150155 HH(c)
  - SYF 120090 HH(c)
  - ADV 080229 — OUD/KALW. 11/9, GEM. SI/KALW. 102/9
- KRT 150135 — OUD/KALW. 10/8, GEM. SI/KALW. 108/8, TKP 393
  - KRT 120034
  - KRT 120009 — OUD/KALW. 6/3, GEM. SI/KALW. 117/3

ALD 180035 — OUD/KALW. 7/4, GEM. SI/KALW. 102/4, TKP 453
- SYF 100078
  - SYF 070036
  - SYF 070133 — OUD/KALW. 7/3, GEM. SI/KALW. 95/2
- GEL 090102 — OUD/KALW. 15/12, GEM. SI/KALW. 92/12, TKP 402
  - GEL 070019
  - GEL 070004 — OUD/KALW. 17/13, GEM. SI/KALW. 99/12

Geboortegemak Waarde	Speenkalf Waarde	Vrugbaarheids-waarde	Onderhouds-waarde	Koeiwaarde	Groei-waarde	Karkas-waarde
121	88	84	111	85	98	98

Kalf en Moeder			Vrugbaarheid				Na-Speen Groei			Raam			Karkas		
Geb. Dir.	Spn. Dir.	Spn. Mat.	Skr. Omtr.	Vers Vrugb.	Koei Vrugb.	Lankl.	Na-Speen	GDT	VOV	Volw. Gewig	Hoogte	Lengte	OSO	Vet	Mar
120	93	77	87	87	89	96	92	101	90	89	82	80	105	129	114

Spn. Indeks	365D Indeks	540D Indeks	GDT Indeks	VOV Indeks	Skrotum	LH
108	-	-	115	-	359	1.23

Miostatien	
Q204X	0
NT821	0
F94L	0

OPMERKINGS: Geskik vir verse

LOGIX EBV Analise: 2026-04-17

© Compiled by the South African Stud Book and Livestock Improvement Association
All Pedigree- and Performance Data has been certified as correct

BULLS

LOT 31 *THABA KWENA BONSMARAS*

TBS 230041
2023-05-07
SP

Parentage	Sire	Dam
DNA		
Genomic		

- SYF 180245 HH(c)
  - HLF 140028
    - ADV 110007
    - SYF 050200 AGE/CALV. 9/6 AVG. WI/CALV. 101/6
  - SYF 100071 AGE/CALV. 11/9 AVG. WI/CALV. 110/9 ICP 367
    - LAR 060034
    - SYF 040051 AGE/CALV. 13/8 AVG. WI/CALV. 103/8
- MUL 170084 AGE/CALV. 8/5 AVG. WI/CALV. 112/4 ICP 426
  - BBM 110153
    - BBM 070023
    - JRB 980057 AGE/CALV. 14/10 AVG. WI/CALV. 103/8
  - MUL 090047 AGE/CALV. 8/6 AVG. WI/CALV. 105/6 ICP 362
    - BZK 050008
    - MUL 030019 AGE/CALV. 8/5 AVG. WI/CALV. 97/4

Calving Ease Value	Weaner Calf Value	Fertility Value	Maintenance Value	Cow Value	Growth Value	Carcass Value
116	104	91	97	104	85	109

Calf and Mother			Fertility				Post-Wean Growth			Frame			Carcass		
Birth Dir.	Wean Dir.	Wean Mat.	Scr. Circ.	Heifer Fert.	Cow Fert.	Longev.	Post Wean	ADG	FCR	Mature Weight	Height	Length	EMA	Fat	Mar
119	98	108	118	76	108	97	97	88	80	101	76	86	98	144	125

Wean Index	365D Index	540D Index	ADG Index	FCR Index	Scrotum	LH
114	-	-	102	-	372	1.30

Myostatin	
Q204X	0
NT821	0
F94L	0

REMARKS: Geskik vir verse

LOGIX EBV Analysis: 2026-04-17

LOT 32 *KAMEELDORING BONSMARA*

KBS 230029
2023-08-24
SP

Parentage	Sire	Dam
DNA		
Genomic		

- KBS 190132
  - LFR 160001
    - JRB 950035
    - LFR 130063 AGE/CALV. 12/10 AVG. WI/CALV. 103/10
  - RCO 160039 AGE/CALV. 9/7 AVG. WI/CALV. 101/6 ICP 373
    - RCO 120037
    - RCO 130054 AGE/CALV. 12/8 AVG. WI/CALV. 87/6
- KBS 200213 AGE/CALV. 5/1 AVG. WI/CALV. 113/1 ICP -
  - KBS 170204 HH(c)
    - AG 110138
    - RCO 110080 AGE/CALV. 14/11 AVG. WI/CALV. 98/11
  - KBS 160167 AGE/CALV. 9/6 AVG. WI/CALV. 104/6 ICP 389
    - CEF 100304 HH(c)
    - KBS 110129 AGE/CALV. 11/9 AVG. WI/CALV. 96/7

Calving Ease Value	Weaner Calf Value	Fertility Value	Maintenance Value	Cow Value	Growth Value	Carcass Value
85	115	85	84	99	105	113

Calf and Mother			Fertility				Post-Wean Growth			Frame			Carcass		
Birth Dir.	Wean Dir.	Wean Mat.	Scr. Circ.	Heifer Fert.	Cow Fert.	Longev.	Post Wean	ADG	FCR	Mature Weight	Height	Length	EMA	Fat	Mar
84	121	97	104	87	85	106	117	104	98	118	78	90	109	102	111

Wean Index	365D Index	540D Index	ADG Index	FCR Index	Scrotum	LH
113	-	-	93	-	345	1.30

Myostatin	
Q204X	0
NT821	0
F94L	0

REMARKS:

LOGIX EBV Analysis: 2026-04-17

LOT 33 *ALDIGO BONSMARAS*

ALD 230045
2023-04-21
SP

Parentage	Sire	Dam
DNA	✔	✔
Genomic		

- ALD 180002
  - SYF 100078
    - SYF 070036
    - SYF 070133 AGE/CALV. 7/3 AVG. WI/CALV. 95/2
  - GEL 100083 AGE/CALV. 15/11 AVG. WI/CALV. 102/9 ICP 431
    - ADV 050053
    - GEL 010032 AGE/CALV. 16/14 AVG. WI/CALV. 107/13
- SYF 140012 AGE/CALV. 12/9 AVG. WI/CALV. 102/9 ICP 398
  - SYF 100072
    - LAR 060141
    - SYF 070209 AGE/CALV. 13/11 AVG. WI/CALV. 101/9
  - SYF 110235 AGE/CALV. 12/10 AVG. WI/CALV. 95/11 ICP 369
    - SYF 090047
    - SYF 070182 AGE/CALV. 15/12 AVG. WI/CALV. 106/12

Calving Ease Value	Weaner Calf Value	Fertility Value	Maintenance Value	Cow Value	Growth Value	Carcass Value
117	100	101	103	104	87	89

Calf and Mother			Fertility				Post-Wean Growth			Frame			Carcass		
Birth Dir.	Wean Dir.	Wean Mat.	Scr. Circ.	Heifer Fert.	Cow Fert.	Longev.	Post Wean	ADG	FCR	Mature Weight	Height	Length	EMA	Fat	Mar
114	102	84	101	105	96	106	98	90	82	96	74	82	104	94	94

Wean Index	365D Index	540D Index	ADG Index	FCR Index	Scrotum	LH
107	-	-	101	-	365	1.29

Myostatin	
Q204X	0
NT821	1
F94L	0

REMARKS:

LOGIX EBV Analysis: 2026-04-17

BULLE

LOT 34 *THABA KWENA BONSMARAS*

TBS 230027
2023-04-16
B

Ouerskap	Vaar	Moer
DNS		
Genomies		

- SYF 180245 HH(c)
  - HLF 140028
    - ADV 110007
    - SYF 050200 (OUD/KALW. 9/6, GEM. SI/KALW. 101/6)
  - SYF 100071 (OUD/KALW. 11/9, GEM. SI/KALW. 110/9, TKP 367)
    - LAR 060034
    - SYF 040051 (OUD/KALW. 13/8, GEM. SI/KALW. 103/8)
- TBS 180334 (OUD/KALW. 8/4, GEM. SI/KALW. 101/4, TKP 457)

Geboortegemak Waarde	Speenkalf Waarde	Vrugbaarheids-waarde	Onderhouds-waarde	Koeiwaarde	Groei-waarde	Karkas-waarde
94	89	97	111	90	81	98

Kalf en Moeder			Vrugbaarheid				Na-Speen Groei			Raam			Karkas		
Geb. Dir.	Spn. Dir.	Spn. Mat.	Skr. Omtr.	Vers Vrugb.	Koei Vrugb.	Lankl.	Na-Speen	GDT	VOV	Volw. Gewig	Hoogte	Lengte	OSO	Vet	Mar
96	87	113	99	93	97	106	80	78	69	88	81	82	100	115	114

Spn. Indeks	365D Indeks	540D Indeks	GDT Indeks	VOV Indeks	Skrotum	LH
94	-	-	91	-	348	1.21

Miostatien	
Q204X	0
NT821	0
F94L	0

OPMERKINGS:

LOGIX EBV Analise: 2026-04-17

LOT 35 *KAMEELDORING BONSMARA*

KBS 230237
2023-11-12
SP

Ouerskap	Vaar	Moer
DNS ✔		
Genomies		

- KBS 210114
  - LAR 140173 HH(c)
    - LAR 120033 HH(c)
    - LAR 100159 (OUD/KALW. 15/11, GEM. SI/KALW. 105/11)
  - KBS 170192 (OUD/KALW. 8/6, GEM. SI/KALW. 108/4, TKP 379)
    - KBS 130104
    - KBS 120018 (OUD/KALW. 12/9, GEM. SI/KALW. 100/8)
- KBS 180112 (OUD/KALW. 7/5, GEM. SI/KALW. 108/4, TKP 388)
  - KBS 160122 HH(c)
    - CEF 100304 HH(c)
    - KBS 100036 (OUD/KALW. 14/11, GEM. SI/KALW. 100/10)
  - KBS 150082 (OUD/KALW. 10/8, GEM. SI/KALW. 102/7, TKP 383)
    - SYF 100072
    - WJK 090020 (OUD/KALW. 15/13, GEM. SI/KALW. 102/14)

Geboortegemak Waarde	Speenkalf Waarde	Vrugbaarheids-waarde	Onderhouds-waarde	Koeiwaarde	Groei-waarde	Karkas-waarde
103	131	117	80	134	140	137

Kalf en Moeder			Vrugbaarheid				Na-Speen Groei			Raam			Karkas		
Geb. Dir.	Spn. Dir.	Spn. Mat.	Skr. Omtr.	Vers Vrugb.	Koei Vrugb.	Lankl.	Na-Speen	GDT	VOV	Volw. Gewig	Hoogte	Lengte	OSO	Vet	Mar
105	123	112	109	123	98	123	131	146	124	122	110	130	134	97	112

Spn. Indeks	365D Indeks	540D Indeks	GDT Indeks	VOV Indeks	Skrotum	LH
112	-	-	127	-	353	1.26

Miostatien	
Q204X	0
NT821	0
F94L	0

OPMERKINGS: Geskik vir verse

LOGIX EBV Analise: 2026-04-17

LOT 36 *FRITS KROON BOERDERY*

FKB 230080
2023-09-21
SP

Ouerskap	Vaar	Moer
DNS ✔		
Genomies		

- BBM 160034
  - BBM 100026
    - JRB 010075
    - JRB 030026 (OUD/KALW. 18/15, GEM. SI/KALW. 109/14)
  - BBM 140001 (OUD/KALW. 12/10, GEM. SI/KALW. 102/9, TKP 369)
    - FCT 090175 HH(c)
    - BBM 080035 (OUD/KALW. 15/11, GEM. SI/KALW. 100/11)
- MUL 160021 (OUD/KALW. 9/7, GEM. SI/KALW. 103/6, TKP 367)
  - PAD 110298
    - PAD 090053
    - SLH 950067 (OUD/KALW. 22/13, GEM. SI/KALW. 103/12)
  - MUL 060084 (OUD/KALW. 12/9, GEM. SI/KALW. 99/8, TKP 364)
    - JDB 010026
    - MUL 020054 (OUD/KALW. 13/10, GEM. SI/KALW. 101/8)

Geboortegemak Waarde	Speenkalf Waarde	Vrugbaarheids-waarde	Onderhouds-waarde	Koeiwaarde	Groei-waarde	Karkas-waarde
98	96	108	104	101	90	96

Kalf en Moeder			Vrugbaarheid				Na-Speen Groei			Raam			Karkas		
Geb. Dir.	Spn. Dir.	Spn. Mat.	Skr. Omtr.	Vers Vrugb.	Koei Vrugb.	Lankl.	Na-Speen	GDT	VOV	Volw. Gewig	Hoogte	Lengte	OSO	Vet	Mar
99	96	103	94	107	110	100	95	87	87	94	80	86	95	115	94

Spn. Indeks	365D Indeks	540D Indeks	GDT Indeks	VOV Indeks	Skrotum	LH
96	-	-	96	-	353	1.27

Miostatien	
Q204X	1
NT821	0
F94L	0

OPMERKINGS:

LOGIX EBV Analise: 2026-04-17

© Compiled by the South African Stud Book and Livestock Improvement Association
All Pedigree- and Performance Data has been certified as correct

BULLS

LOT 37 *LEON RIEKERT & SEUNS*

LFR 230104
2023-10-02
SP

Parentage	Sire	Dam
DNA		
Genomic		

LFR 190101 HH(c)

LFR 130073
AGE/CALV. 12/10
AVG. WI/CALV. 103/9
ICP 392

LFR 150074

LFR 160105
AGE/CALV. 10/8
AVG. WI/CALV. 97/6
ICP 375

HJL 070124

LFR 110003
AGE/CALV. 10/7
AVG. WI/CALV. 104/7
ICP 397

LAR 090380

LFR 120012
AGE/CALV. 14/11
AVG. WI/CALV. 99/11

HJL 070124

JDB 030014
AGE/CALV. 14/11
AVG. WI/CALV. 96/11

JRB 000140

HJL 020175
AGE/CALV. 11/9
AVG. WI/CALV. 103/10

CJJ 040040

LFR 080094
AGE/CALV. 4/1
AVG. WI/CALV. 115/1

Calving Ease Value	Weaner Calf Value	Fertility Value	Maintenance Value	Cow Value	Growth Value	Carcass Value
115	100	104	119	108	106	106

Calf and Mother			Fertility				Post-Wean Growth			Frame			Carcass		
Birth Dir.	Wean Dir.	Wean Mat.	Scr. Circ.	Heifer Fert.	Cow Fert.	Longev.	Post Wean	ADG	FCR	Mature Weight	Height	Length	EMA	Fat	Mar
121	91	106	109	109	96	108	94	110	109	84	80	83	107	129	116

Wean Index	365D Index	540D Index	ADG Index	FCR Index	Scrotum	LH
100	-	-	104	-	375	1.25

Myostatin	
Q204X	1
NT821	0
F94L	0

REMARKS:

LOGIX EBV Analysis: 2026-04-17

Bonsmara SA Cattle Breeders' Society

© Compiled by the South African Stud Book and Livestock Improvement Association
All Pedigree- and Performance Data has been certified as correct

Dier Info				Actual Values					Expected Breeding Values											Indices			Dam		
LOT	Animal ID	Sex	SEC	Birth Wt (kg)	205d Wt (kg)	CCB *Ratio*	Length Height *Ratio*	Scr. Circ. *(mm)*	Birth Dir (kg)	Birth Mat (kg)	Wean Dir (kg)	Wean Mat (kg)	Post Wean (kg)	Mature Weight. (kg)	ADG (g/d)	FCR (kg:kg)	Scr. Circ. (mm)	Height. (mm)	Length (mm)	Wean	ADG	Scr. Circ.	Avg. Wean Index	Nr. Calves	Repr. Index
			Breed Average						0.98	-0.29	14.8	3.7	24	22	79	-37	12.7	-3.0	13.0						
			Auction Average	35	236	6.76	1.26	361	0.81	-0.31	15.9	3.8	30	21	97	-30	15.9	-11	11	105	106	105	104	6.0	103
1	ALD 230008	M	SP	38	217	6.02	1.27	406	0.44	-0.92	6.6	0.9	5.3	-17.3	-45	8	28.9	-27	-16	100	93	128	102	11	98
2	KBS 230134	M	SP	31	235	5.19	1.26	384	-0.22	-0.66	11.3	7.9	26.6	16.8	92	-56	18.4	-7	15	97	103	110	103	8	110
3	TBS 230047	M	SP	36	236	5.91	1.24	357	1.12	-0.80	16.3	-1.8	27.3	14.4	65	-13	14.8	-16	4	95	104	103	102	11	105
4	FKB 230041	M	SP	32	220	5.91	1.25	340	0.01	-0.52	12.3	7.6	17.3	-8.9	5	-4	7.9	-19	-1	113	92	92	112	5	114
5	KDT 230010	M	SP	31	221	5.94	1.23	362	-1.54	-0.23	7.2	4.8	15.0	-12.8	54	-45	20.7	-4	7	102	91	114	100	4	114
6	KBS 230123	M	SP	40	250	8.03	1.29	359	2.37	-0.56	19.9	6.5	38.6	24.0	140	-58	16.1	-13	15	100	118	106	100	6	108
7	TBS 230024	M	SP	32	245	7.75	1.27	339	-0.68	0.28	10.6	6.3	20.7	23.6	71	-7	12.6	-19	5	101	114	100	110	4	109
8	ALD 230031	M	B	37	223	6.27	1.29	368	0.65	-0.48	16.6	1.6	27.0	37.7	84	-11	18.1	-17	16	104	112	109	102	6	115
9	FKB 230011	M	SP	35	193	4.82	1.23	351	2.34	-0.21	16.8	2.5	31.4	20.6	63	-0	12.1	-11	2	95	113	99	103	9	106
10	ALD 230048	M	B	36	202	6.69	1.27	356	1.05	0.05	7.4	3.9	11.0	18.1	85	1	10.8	-21	6	93	100	97	100	6	115
11	TBS 230010	M	B	39	260	6.83	1.23	348	2.33	-0.31	18.7	6.6	25.9	29.0	77	-10	14.8	-6	17	105	101	104	113	5	93
12	KBS 230259	M	SP	32	250	7.37	1.25	354	-0.11	0.10	19.4	6.4	45.1	30.7	171	-53	12.8	-6	27	103	108	100	104	2	72
13	BLB 230063	M	B	37	172	5.72	1.24	345	0.88	-1.47	11.2	8.5	16.3	25.6	142	-48	10.3	9	26	106	109	96	105	6	115
14	LFR 230006	M	SP	31	230	7.05	1.31	373	0.59	-0.46	23.1	4.7	55.1	36.6	256	-95	33.9	5	41	106	112	136	101	3	111
15	KDT 230021	M	SP	35	234	6.09	1.25	361	1.25	-0.58	20.6	2.2	38.6	29.5	93	-26	21	-2	21	105	93	114	105	3	109
16	KBS 230246	M	SP	34	229	7.94	1.25	342	-0.13	0.48	16.0	4.9	42.2	27.5	168	-56	17	0	23	93	103	107	101	5	104
17	KBS 230286	M	SP	40	254	9.3	1.27	342	0.65	-0.50	19.6	-1.0	35.2	7.5	98	-28	11.6	-14	14	102	96	98	97	5	108
18	ALD 230065	M	B	38	233	6.62	1.21	368	2.11	-0.03	13.5	6.4	23.0	39.0	122	-12	21.8	-10	15	104	109	115	104	7	108
19	ALD 230105	M	SP	34	271	7.78	1.28	339	1.33	-0.89	16.3	2.2	33.3	24.2	98	-26	8.6	-9	10	112	108	93	104	4	114
20	TBS 230039	M	SP	43	205	10.17	1.22	372	1.72	-0.13	16.2	-3.5	30.4	-17.8	83	-11	21.1	-22	-5	91	107	114	96	8	97
21	TBS 230051	M	SP	27	265	5.44	1.27	379	-2.31	-0.16	13.1	2.3	26.8	18.0	93	-33	25.6	-13	8	134	112	122	109	8	96
22	FKB 230035	M	SP	29	201	5.71	1.27	353	-0.39	-0.53	12.6	5.4	27.2	21.4	97	-41	11.6	-4	18	103	103	98	100	3	112
23	KBS 230116	M	SP	39	270	7.51	1.24	370	2.70	-0.29	27.5	6.7	47.5	45.1	122	-49	13.4	2	26	110	105	101	102	7	109
24	ALD 230032	M	SP	46	243	6.48	1.29	409	2.83	0.08	20.5	-3.0	31.3	21.3	71	-30	25.2	-20	-2	111	115	121	102	7	108
25	TBS 230023	M	B	30	248	5.96	1.27	361	-0.40	-0.46	4.7	5.1	11.8	5.2	65	-28	11.4	-15	3	104	125	98	102	4	91

© Compiled by the South African Stud Book and Livestock Improvement Association
All Pedigree- and Performance Data has been certified as correct

Dier Info				Werklike Syfers					Verwagte Teelwaardes											Indekse			Moeder		
LOT	Dier ID	Geslag	AFD	Geb. Gewig (kg)	205d Gewig (kg)	KKG *Verh.*	Lengte Hoogte *Verh.*	Skr. Omtr. *(mm)*	Geb Dir (kg)	Geb Mat (kg)	Spn Dir (kg)	Spn Mat (kg)	Na-Spn (kg)	Volw. Gewig (kg)	GDT (g/d)	VOV (kg:kg)	Skr. Omtr. (mm)	Hoogte (mm)	Lengte (mm)	Spn.	GDT	Skr. Omtr.	Gem. Spn. Indeks	Aant. Kalw.	Repr. Indeks
		Ras Gemiddeld							0.98	-0.29	14.8	3.7	24	22	79	-37	12.7	-3.0	13.0						
		Aanbod Gemiddeld		35	236	6.76	1.26	361	0.81	-0.31	15.9	3.8	30	21	97	-30	15.9	-11	11	105	106	105	104	6.0	103
26	BLB 230056	M	B	41	226	5.79	1.32	380	3.20	-0.91	18.0	11.4	33.9	46.4	158	-48	19.8	-4	22	126	113	112	116	3	95
27	LFR 230034	M	SP	34	253	6.18	1.25	340	1.86	0.01	23.0	2.4	45.5	49.1	223	-59	.3	3	29	121	141	79	103	4	104
28	KDT 230046	M	SP	42	221	7.12	1.22	355	3.40	0.21	25.2	-0.6	44.3	29.1	111	-50	10.8	-3	19	98	95	97	93	6	106
29	KBS 230032	M	SP	35	258	8.97	1.26	367	1.12	-0.61	19.2	3.6	36.6	22.6	101	-29	23.7	-18	2	109	96	119	100	2	86
30	ALD 230036	M	SP	33	226	6.02	1.23	359	-1.15	-0.37	10.8	-3.4	19.4	5.5	81	-20	5.2	-17	-4	108	115	87	102	4	100
31	TBS 230041	M	SP	33	272	6.21	1.30	372	-1.04	0.30	14.0	6.2	25.1	23.0	34	-5	23.4	-22	1	114	102	118	112	5	98
32	KBS 230029	M	SP	33	264	7.99	1.30	345	2.60	-0.37	25.9	2.8	45.6	48.3	94	-33	14.9	-20	5	113	93	104	113	1	66
33	ALD 230045	M	SP	33	224	5.25	1.29	365	-0.46	-0.82	15.8	-1.2	26.0	15.7	39	-8	13.3	-24	-2	107	101	101	102	9	109
34	TBS 230027	M	B	41	239	8.67	1.21	348	1.36	0.03	7.9	7.5	6.6	3.9	-4	14	12.2	-18	-2	94	91	99	101	4	95
35	KBS 230237	M	SP	34	271	7.56	1.26	353	0.47	-0.02	27.3	7.2	59.3	54.1	251	-75	17.7	5	40	112	127	109	108	5	104
36	FKB 230080	M	SP	34	236	5.7	1.27	353	1.10	-0.21	12.9	4.5	22.7	13.8	30	-16	9.2	-19	1	96	96	94	103	7	108
37	LFR 230104	M	SP	35	230	6.06	1.25	375	-1.18	0.58	10.0	5.4	21.0	-1.5	116	-51	17.8	-19	-1	100	104	109	103	10	110

© Compiled by the South African Stud Book and Livestock Improvement Association
All Pedigree- and Performance Data has been certified as correct

EXPLANATION OF CATALOGUE ABBREVIATIONS		VERDUIDELIKING VAN KATALOGUS AFKORTINGS	
Lot Number	LOT	LOT	Lot Nommer
Estimated breeding value	EBV	EBV	Beraamde teelwaarde
Parentage verification	Parentage	Ouerskap	Ouerskap verifikasie
Age in years / Number of calvings	AGE. / CALV.	OUD. / KALF.	Ouderdom in jaar / Aantal kalwings
Average Wean index / Number of calves weaned	Ave WI / CALV.	GEM SI / KALF.	Gemiddelde speen indeks / Aantal kalwers gespeen
Animal identification number	ID	ID	Dier se identifikasie nommer
Herd Book Section	SEC	AFD	Kuddeboek Afdeling
Herd Book Section: Pending Registration	PEN	PEN	Kuddeboek Afdeling: Wag vir Registrasie
Herd Book Section: Not for Registration	NFR	NFR	Kuddeboek Afdeling: Nie vir Registrasie
Herd Book Section: Foundation Generation	FO	FO	Kuddeboek Afdeling: Fondasie Generasie
Herd Book Section: Appendix A	A	A	Kuddeboek Afdeling: Aanhangsel A
Herd Book Section: Appendix B	B	B	Kuddeboek Afdeling: Aanhangsel B
Herd Book Section: Studbook Proper, a registered animal	SP	SP	Kuddeboek Afdeling: Studbook Proper, 'n geregistreerde dier
Genomically Tested	GT	GT	Genomies Getoets
Homozygous Horned (Celtic test)	HH(c)	HH(c)	Homosigoties horings (Celtic toets)
Homozygous Polled (Celtic test)	PP(c)	PP(c)	Homosigotiets Poena (Celtic toets)
Heterozygous Polled (Celtic test)	Pp(c)	Pp(c)	Heterosigoties Poena (Celtic toets)
Phenotypically Polled	P	P	Fenotipies Poena
Intercalving Period	ICP	TKP	Tussen-Kalf Periode
Birth Direct breeding value	Birth Dir.	Geb. Dir	Geboorte Direk teelwaarde
Wean Direct breeding value	Wean Dir.	Spn. Dir.	Speen Direk teelwaarde
Wean Maternal breeding value	Wean Mat.	SPn. Mat.	Speen Maternaal teelwaarde
Scrotal Circumference	Scr. Circ.	Skr. Omt.	Skrotum omtrek
Heifer Fertility	Heifer Fert.	Vers Vrugb.	Vers Vrugbaarheid
Cow Fertility	Cow Fert.	Koei Vrugb.	Koei Vrugbaarheid
Longevity	Longev.	Lankl.	Lanklewendheid
Mature Weight	Mat. Wt.	Volw. Gewig	Volwasse gewig
Average Daily Gain (g/day)	ADG	GDT	Gemiddelde Daaglikse Toename
Feed Conversion Ratio (kg:kg)	FCR	VOV	Voeromset Verhouding
Eye Muscle Area	EMA	OSO	Oogspier grootte
Backfat Thickness	Fat	Vet	Rugvet Diepte
Marbeling (intra-muscular fat)	Mar	Mar	Marmering (binne-spierse vet)
365-day weight index	365D Index	365D Indeks	365-dae gewig indeks
540-day weight index	540D Index	540D Indeks	540-dae gewig indeks
Length-Height ratio	LH	LH	Lengte-Hoogte Verhouding
Actual Birth weight	Birth Wt.	Geb. gewig	Werklike Geboorte gewig
205-day Dam-age corrected weight	205d Wt.	205d gewig	205-dag Moeder-ouderdom gekorrigeerde gewig
Cow-Calf Birth Ratio	CCG	KKG	Koei-Kalf Geboorte Verhouding
Cow-Calf Wean Ratio	CCW	KKS	Koei-Kalf Speen Verhouding
Average Weaning Index	Avg. Wean Index	Gem. Spn. Indeks	Gemiddelde speen indeks
Number of Calves	Nr. Calves	Aant. Kalw.	Aantal kalwers
Reproduction Index	Repr. Index	Repr. Indeks	Reproduksie indeks
Animal sex: M - Male, F - Female	M / F	M / V	Dier geslag: M - Manlik, V - Vroulik