AMPTELIKE VEILINGSKATALOGUS VIR / OFFICIAL AUCTION CATALOGUE FOR

BOSCHOEK BONSMARAS

Veilingsdatum / Auction Date:
17 July 2026

Data soos op / Data as on:
07 July 2026

BONSMARA SA

SA STAMBOEK STUD BOOK

SALES UNDER AUSPICES OF BONSMARA SA

Bonsmara stud breeding is subject to the stipulations of the Livestock Improvement Act and conforms to the standards of Bonsmara SA. The Society therefore has the right to implement certain controls to ensure the accuracy of information regarding Parentage, Performance and Estimated Breeding Values.

Information regarding Parentage, Performance and Estimated Breeding Values of animals, as supplied by the breeder, have been verified and compared to the official database of LOGIX BEEF. Bonsmara SA therefore, confirms the accuracy of such information.

To the knowledge of the Society these controls have been carried out accurately. However, the Society does not take any responsibility for incorrect information through printing errors or incorrect information provided by the breeder.

Animals on such sales have been visually screened by Inspectors of Bonsmara SA and comply with the Bonsmara Minimum Breed Standards as stipulated by the Society.

The Society DOES NOT have any control over:

- Immunization and health status of animals
- Pregnancy status of cows and heifers
- Suitability of a bull for breeding
- Fertility status as well as venereal diseases and
- Commercial animals

Since the above is not classified as information regarding Parentage, Performance and Estimated Breeding Values, it DOES NOT fall within the jurisdiction of the meaning "Under the Auspices of Bonsmara SA".

VEILINGS ONDER BESKERMING VAN BONSMARA SA

Bonsmara stoetteling wat onderhewig is aan die bepalings van die Veeverbeteringswet, vind plaas onder die vaandel van Bonsmara SA. Daarom behou die Genootskap hom die reg voor om kontroles volgens bepaalde prosedures uit te oefen ten opsigte van Ouerskap inligting, Prestasiedata en Beraamde Teelwaardes.

Ouerskap inligting, Prestasiedata en Beraamde Teelwaardes soos deur die teler voorsien vir die doel van hierdie katalogus, is gekontroleer en vergelyk met die amptelike databasis soos gehou deur LOGIX BEEF. Bonsmara SA bevestig dus die korrektheid van sodanige inligting.

Alhoewel die kontroles na die beste wete van die Genootskap gedoen is, kan die Genootskap egter nie verantwoordelik gehou word vir foutiewe inligting as gevolg van drukkersfoute of verkeerde inligting deur die telers verskaf nie.

Diere wat op hierdie veilings aangebied word, is onderwerp aan 'n proses van visuele inspeksie deur Keurders van Bonsmara SA en voldoen aan die Bonsmara Minimum Rasstandaarde soos bepaal deur die Genootskap.

Die Genootskap het egter GEEN beheer oor:

- Immunisering en gesondheidstatus van diere
- Dragtigheidstatus van koeie en verse
- Teelgeskiktheid van bulle
- Vrugbaarheidstatus, asook geslagsiektes en
- Kommersiële diere nie.

Aangesien bogenoemde nie val onder die bedoeling met Ouerskap inligting, Prestasiedata en Beraamde Teelwaardes nie, sorteer dit NIE onder die jurisdiksie van die bedoeling "Onder beskerming van Bonsmara SA" nie.

© Compiled by the South African Stud Book and Livestock Improvement Association
All Pedigree- and Performance Data has been certified as correct

ANIMAL AND PEDIGREE INFORMATION

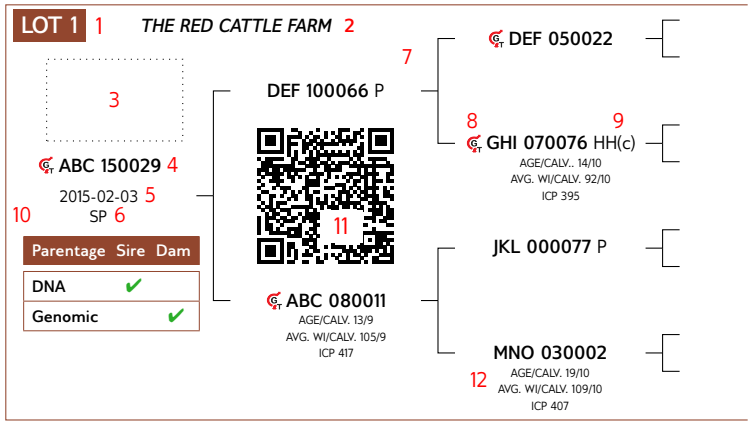

1. Lot Number
2. Owner of the animal
3. Herd's logo (if available)
4. Animal Identification Number
5. Birth date
6. Herd book section - NFR / PEN / F0 / A / B / SP
7. Four (4) generation pedigree
8. Genomic testing - it is indicated with the **GT** logo
9. Polled Status - the status will only be printed for animals that have been tested
10. Parentage Verification - a green tick (✔) indicates that the sire and/or dam has been verified via either microsatellite (DNA), or Genomic testing
11. QR Code - This code can be scanned with a smartphone or tablet. It redirects to the animal's information on **www.SABeefBulls.com** where all information for the animal is available.
12. Dam information
    - Age and Number of Calvings
    - Average Wean Index and Number of Calves Weaned
    - Intercalving Period

MYOSTATIN STATUS

The animal's status, if tested for myostatin variants, is indicated as follows:

- Not Tested
- 0 - Normal
- 1 - Heterozygous / Carrier of Double-Muscling gene
- 2 - Homozygous / Double-Muscled

LOGIX SELECTION VALUES

Calving Ease Value	Weaner Calf Value	Fertility Value	Maintenance Value	Cow Value	Growth Value	Carcass Value
109	98	111	99	101	98	103
1	2	3	4	5	6	7



5 L⚥GIX Cow Value

Selection of:

- Fertile cows,
- with low maintenance,
- that calf easily,
- and wean heavy calves relative to own weight

1 Calving Ease Value	EBVs Birth Direct & Maternal
Calf Growth Value	EBV Wean Direct
3 Fertility Value	EBVs Cow & Heifer Fertility, EBV Longevity
Milk Value	EBV Wean Maternal
4 Maintenance Value	EBVs Mature weight & Milk

2 L⚥GIX Weaner Calf Value

Selection for heavy weaners

Measurements: Weaning weight, Birth weight, and Mature weight

EBVs: Wean direct & maternal, Birth direct & maternal, Mature weight

6 L⚥GIX Growth Value

Selection for efficient growers on veld and in feedlot

Measurements: Phase C and D Growth test traits

EBVs: Weaning weight, End weight, ADG and Intake

7 L⚥GIX Carcass Value

Selection for higher meat yields on a carcass

Measurements: Phase C and D Growth test traits, RTU scanning traits

EBVs: End weight, Eye Muscle Area and Fat

HOW TO USE SELECTION VALUES

Sub-values sould also be compatible with your selection goal. Don't select only on the Cow Value

AVERAGE ANIMALS

(NO GROWTH EXTREMES)

- Selection Values 90 to 110
- Cow Value & Fertility Value average to high

A safe choice, as animals are profitble in most environments.

GROWERS

(GOOD ENVIRONMENT)

- Weaner Calf / Growth Value > 110
- Cow Value & Fertility Value average to high

Growers are heavier at birth (lower Calving Ease Value), and heavier at maturity (lower Maintenance Value).

LOW-MAINTENANCE ANIMALS

(HARSH ENVIRONMENT)

- Maintence Value > 110
- Cow Value & Fertility Value average to high

Lighter cows have a lower maintenance (higher Maintenance Value).

INTERPRETATION OF BREEDING VALUE INDICES AND SELECTION VALUES

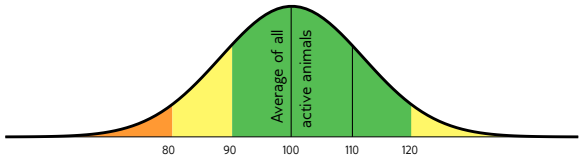

Average between 90 and 110, Acceptable between 80 and 120

EXPLANATION OF BREEDING VALUES AND SELECTION VALUES

		Traits		Description/Measurement	Goal	General Guidelines						
							<80	<90	90-110	>110	>120	
Selection Values	5	**Cow Value**	CV	Combination of Calving Ease, Calf Growth, Milk, Maintenance and Fertility Values (Rand-Value)	Profitable Cow	Loss						Profit
	1	**Calving Ease Value**	CEV	Risk for calving problems (calf too heavy) vs calf too small	Average birth weight	High						Low
		Calf Growth Value	CGrV	Calf's genetic ability for pre-weaning growth	Heavy weaner calf	Light						Heavy
		Milk Value	MlkV	Cow's genetic mothering and milking ability	Enough milk for the calf	Less						More
	4	**Maintenance Value**	MntV	Maintenance requirements of cow (cow weight and milk)	Low cow maintenance	High					*	Low
	3	**Fertility Value**	FertV	Fertility and retention of cows and heifers	Fertile cows	Low						High
	2	**Weaner Calf Value**	WnCV	Combination of calf's weight and cow's milk	Heavy weaner calves	Light						Heavy
	6	**Growth Value**	GV	Efficient growth on veld and in feedlot (Rand-value)	Profitable growth	Loss						Profit
	7	**Carcass Value**	VarcV	Meat on carcass (Weight and RTU EBVs)	More meat on the carcass	Less						More
		Production Value	PV	Combination of Cow- and Growth values (Rand-value)	Profitable animals	Loss						Profit
Cow & Heifer	8	**Birth Weight Direct**	BD	Birth weight (Calf's genetic ability)	Average birth weight	Heavy						Light
		Birth Weight Maternal	BM	Birth weight (Cow's genetic ability)	Easy calving	Heavy						Light
	9	**Weaning Weight Direct**	WD	Weaning weight (Calf's genetic ability)	Heavy weaner calves	Light						Heavy
	10	**Weaning Weight Maternal**	WM	Weaning weight (Cow's genetic ability)	Good mothers	Poor						Good
	18	**Mature Cow Weight**	MW	Cow weight at weaning of first three calves	Average mature cow weight	Light				*	*	Heavy
		Cow-Calf Birth	CCB	EBV Birth Direct / EBV Mature Cow weight	Average	Low						High
		Cow-Calf Wean	CCW	EBV Wean Direct / EBV Mature Cow weight	High calf-cow ratio	Low						High
Fertility	12	**Heifer Fertility**	HF	Age at first calving	Fertile heifers	Less						More
	13	**Cow Fertility**	CF.E	First 3 inter-calving periods (ICPs)	Fertile cows	Less						More
	11	**Scrotal Circumference**	SC	Scrotal circumference as measured during the growth test	Fertile bulls	Less						More
	14	**Longevity**	LG	Retention of progeny	Acceptable progeny	Poor						Good
Growth & Frame	15	**Post-Wean Weight**	PWn	12- and 18 month weights	Good post-wean growth	Low					*	High
	16	**Average Daily Gain**	ADG	Average daily gain	Good growth	Poor						Good
	17	**Feed Conversion Ratio**	FCR	100g feed intake / g weight gain	Feed efficiency	Poor						Good
		Final Test Weight	FW	Final weight in the growth test	Heavy carcass	Light					*	Heavy
	19	**Height**	H	Shoulder height in growth test	Average height	Short						Tall
	20	**Length**	L	Length in growth test	Longer for more muscle	Short						Long
	24	**Length-Height Ratio**	LH	EBV Length / EBV Height	Longer rather than tall	<1						>1
Carcass	21	**Eye Muscle Area**	EMA	RTU measured eye muscle area	Bigger steaks	Small						Big
	22	**Fat Thickness**	Fat	RTU measured P8 backfat thickness	Carcass quality	Thin						Thick
	23	**Marbling**	Mar	RTU measured % of intra-muscular fat	Juicy meat	Low						High
		Dressing Percentage	D%	Carcass weight / Live weight	High dressing percentage	Low						High

* Determined by own selection goal

GENETIC VALUES - BUILDING BLOCKS

Calf and Mother			Fertility				Post-Wean Growth			Frame			Carcass		
Birth Dir.	Wean Dir.	Wean Mat.	Scrot. Circ.	Heifer Fert.	Cow Fert.	Longev.	Post Wean	ADG	FCR	Mature Weight	Height	Length	EMA	Fat	Mar
99	99	90	97	75	92	85	100	94	93	92	123	110	104	100	79
8	9	10	11	12	13	14	15	16	17	18	19	20	21	22	23

The Logix Selection Values are compiled of specific genetic building blocks, as indicated in the selection value descriptions on the previous page. These genetic building blocks are indicated in the catalogue by their Breeding Value Indices.

PHENOTYPIC VALUES

Wean Index	365D Index	540D Index	ADG Index	FCR Index	Scrotum	LH
109	104	105	122	117	327	1.22
			16	17	11	24

- Wean, 365D, 504D, ADG and FCR Indices - phenotypic index obtained within the animal's contemporary group
- Scrotum - adjusted scrotal circumference, in mm, as measured during the growth test
- Length-Height Ratio (LH) - the animal's length / height ratio as measured during the growth test

BULLS

LOT 1

BOSCHOEK BONSMARAS

AH 230090
2023-07-08
SP

Parentage	Sire	Dam
DNA	✔	✔
Genomic		

- LAR 170358 HH(c)
  - JRP 110073
    - LAR 060015
    - JRP 070008 — AGE/CALV. 5/3, AVG. WI/CALV. 106/3
  - LAR 100159 — AGE/CALV. 15/11, AVG. WI/CALV. 105/11, ICP 415
    - LAR 080054
    - LAR 020268 — AGE/CALV. 17/14, AVG. WI/CALV. 104/13
- SYF 130370 — AGE/CALV. 11/8, AVG. WI/CALV. 104/7, ICP 446
  - ADV 110062
    - ADV 070005
    - ADV 070051 — AGE/CALV. 13/10, AVG. WI/CALV. 103/10
  - SYF 110025 — AGE/CALV. 7/4, AVG. WI/CALV. 91/3, ICP 389
    - SYF 070036
    - SYF 010050 — AGE/CALV. 14/11, AVG. WI/CALV. 101/11

Calving Ease Value	Weaner Calf Value	Fertility Value	Maintenance Value	Cow Value	Growth Value	Carcass Value
106	116	86	101	104	101	108

Calf and Mother			Fertility				Post-Wean Growth			Frame			Carcass		
Birth Dir.	Wean Dir.	Wean Mat.	Scr. Circ.	Heifer Fert.	Cow Fert.	Longev.	Post Wean	ADG	FCR	Mature Weight	Height	Length	EMA	Fat	Mar
105	123	68	138	90	78	112	118	109	98	99	76	94	112	90	88

Wean Index	365D Index	540D Index	ADG Index	FCR Index	Scrotum	LH
106	-	-	102	-	405	1.29

Myostatin	
Q204X	0
NT821	0
F94L	0

REMARKS: Skrotumomtrek 47cm

LOGIX EBV Analysis: 2026-06-17

LOT 2

BOSCHOEK BONSMARAS

AH 230112
2023-08-03
SP

Parentage	Sire	Dam
DNA	✔	
Genomic		

- LAR 170358 HH(c)
  - JRP 110073
    - LAR 060015
    - JRP 070008 — AGE/CALV. 5/3, AVG. WI/CALV. 106/3
  - LAR 100159 — AGE/CALV. 15/11, AVG. WI/CALV. 105/11, ICP 415
    - LAR 080054
    - LAR 020268 — AGE/CALV. 17/14, AVG. WI/CALV. 104/13
- AH 190067 — AGE/CALV. 7/4, AVG. WI/CALV. 103/4, ICP 379
  - SYF 130233
    - SYF 090010
    - SYF 100012 — AGE/CALV. 15/13, AVG. WI/CALV. 100/12
  - GEL 160007 — AGE/CALV. 10/7, AVG. WI/CALV. 100/6, ICP 398
    - ADV 120303
    - GEL 040053 — AGE/CALV. 13/10, AVG. WI/CALV. 106/8

Calving Ease Value	Weaner Calf Value	Fertility Value	Maintenance Value	Cow Value	Growth Value	Carcass Value
91	117	112	86	115	101	131

Calf and Mother			Fertility				Post-Wean Growth			Frame			Carcass		
Birth Dir.	Wean Dir.	Wean Mat.	Scr. Circ.	Heifer Fert.	Cow Fert.	Longev.	Post Wean	ADG	FCR	Mature Weight	Height	Length	EMA	Fat	Mar
87	126	81	97	115	98	116	125	97	80	116	78	101	108	130	124

Wean Index	365D Index	540D Index	ADG Index	FCR Index	Scrotum	LH
104	-	-	115	-	335	1.33

Myostatin	
Q204X	0
NT821	0
F94L	0

REMARKS: Skrotumomtrek 39cm

LOGIX EBV Analysis: 2026-06-17

LOT 3

BOSCHOEK BONSMARAS

AH 230065
2023-06-11
SP

Parentage	Sire	Dam
DNA	✔	✔
Genomic		

- LAR 170467 HH(c)
  - LAR 140064 HH(c)
    - LAR 090281
    - LAR 110039 HH(c) — AGE/CALV. 11/8, AVG. WI/CALV. 107/8
  - LAR 120050 HH(c) — AGE/CALV. 12/9, AVG. WI/CALV. 104/9, ICP 403
    - LAR 070055
    - LAR 090327 — AGE/CALV. 7/4, AVG. WI/CALV. 97/4
- ADV 130110 HH(c) — AGE/CALV. 13/10, AVG. WI/CALV. 104/9, ICP 394
  - SYF 100072
    - LAR 060141
    - SYF 070209 — AGE/CALV. 13/11, AVG. WI/CALV. 101/9
  - ADV 100281 — AGE/CALV. 13/10, AVG. WI/CALV. 100/10, ICP 384
    - SYF 070144
    - ADV 050030 — AGE/CALV. 15/12, AVG. WI/CALV. 105/12

Calving Ease Value	Weaner Calf Value	Fertility Value	Maintenance Value	Cow Value	Growth Value	Carcass Value
76	96	92	96	86	102	102

Calf and Mother			Fertility				Post-Wean Growth			Frame			Carcass		
Birth Dir.	Wean Dir.	Wean Mat.	Scr. Circ.	Heifer Fert.	Cow Fert.	Longev.	Post Wean	ADG	FCR	Mature Weight	Height	Length	EMA	Fat	Mar
77	111	86	128	81	98	110	112	108	110	104	86	95	129	89	95

Wean Index	365D Index	540D Index	ADG Index	FCR Index	Scrotum	LH
108	-	-	100	-	409	1.27

Myostatin	
Q204X	0
NT821	0
F94L	0

REMARKS: Skrotumomtrek 48cm

LOGIX EBV Analysis: 2026-06-17

BULLE

LOT 4

BOSCHOEK BONSMARAS

AH 230062
2023-06-08
SP

Ouerskap	Vaar	Moer
DNS	✔	✔
Genomies		

- LAR 170467 HH(c)
  - LAR 140064 HH(c)
    - LAR 090281
    - LAR 110039 HH(c) — OUD/KALW. 11/8, GEM. SI/KALW. 107/8
  - LAR 120050 HH(c) — OUD/KALW. 12/9, GEM. SI/KALW. 104/9, TKP 403
    - LAR 070055
    - LAR 090327 — OUD/KALW. 7/4, GEM. SI/KALW. 97/4
- ADV 130219 — OUD/KALW. 12/10, GEM. SI/KALW. 90/8, TKP 396
  - SYF 090010
    - SYF 040160
    - SYF 060173 — OUD/KALW. 6/3, GEM. SI/KALW. 102/3
  - ADV 100056 — OUD/KALW. 16/13, GEM. SI/KALW. 103/10, TKP 397
    - SYF 070036
    - ADV 070193 — OUD/KALW. 14/12, GEM. SI/KALW. 105/10

Geboortegemak Waarde	Speenkalf Waarde	Vrugbaarheids-waarde	Onderhouds-waarde	Koeiwaarde	Groei-waarde	Karkas-waarde
97	82	93	107	79	105	92

Kalf en Moeder			Vrugbaarheid				Na-Speen Groei			Raam			Karkas		
Geb. Dir.	Spn. Dir.	Spn. Mat.	Skr. Omtr.	Vers Vrugb.	Koei Vrugb.	Lankl.	Na-Speen	GDT	VOV	Volw. Gewig	Hoogte	Lengte	OSO	Vet	Mar
98	97	72	83	93	92	108	100	102	92	92	63	73	120	86	78

Spn. Indeks	365D Indeks	540D Indeks	GDT Indeks	VOV Indeks	Skrotum	LH
92	-	-	120	-	341	1.31

Miostatien	
Q204X	0
NT821	0
F94L	0

OPMERKINGS: Skrotumomtrek 41cm

LOGIX EBV Analise: 2026-06-17

LOT 5

BOSCHOEK BONSMARAS

AH 230027
2023-04-07
SP

Ouerskap	Vaar	Moer
DNS	✔	✔
Genomies		

- KBS 190007
  - CEF 100304 HH(c)
    - CEF 080025
    - CEF 070151 — OUD/KALW. 15/13, GEM. SI/KALW. 101/12
  - KBS 140018 — OUD/KALW. 10/7, GEM. SI/KALW. 97/6, TKP 430
    - AG 090762
    - WJK 060023 — OUD/KALW. 14/11, GEM. SI/KALW. 100/11
- AH 200146 — OUD/KALW. 5/4, GEM. SI/KALW. 88/3, TKP 386
  - LAR 140200
    - LAR 120033 HH(c)
    - LAR 100152 — OUD/KALW. 15/12, GEM. SI/KALW. 100/11
  - SYF 150197 HH(c) — OUD/KALW. 11/8, GEM. SI/KALW. 107/7, TKP 396
    - GEL 100113
    - SYF 130009 — OUD/KALW. 13/9, GEM. SI/KALW. 100/7

Geboortegemak Waarde	Speenkalf Waarde	Vrugbaarheids-waarde	Onderhouds-waarde	Koeiwaarde	Groei-waarde	Karkas-waarde
115	97	101	134	101	93	85

Kalf en Moeder			Vrugbaarheid				Na-Speen Groei			Raam			Karkas		
Geb. Dir.	Spn. Dir.	Spn. Mat.	Skr. Omtr.	Vers Vrugb.	Koei Vrugb.	Lankl.	Na-Speen	GDT	VOV	Volw. Gewig	Hoogte	Lengte	OSO	Vet	Mar
111	92	82	69	102	92	114	90	94	92	72	82	82	109	80	96

Spn. Indeks	365D Indeks	540D Indeks	GDT Indeks	VOV Indeks	Skrotum	LH
91	-	-	98	-	341	1.27

Miostatien	
Q204X	0
NT821	0
F94L	0

OPMERKINGS: Geskik vir verse. Skrotum 40cm

LOGIX EBV Analise: 2026-06-17

LOT 6

BOSCHOEK BONSMARAS

AH 240018
2024-04-21
SP

Ouerskap	Vaar	Moer
DNS	✔	
Genomies		

- LAR 140173 HH(c)
  - LAR 120033 HH(c)
    - LAR 070055
    - LAR 090199 — OUD/KALW. 6/3, GEM. SI/KALW. 104/3
  - LAR 100159 — OUD/KALW. 15/11, GEM. SI/KALW. 105/11, TKP 415
    - LAR 080054
    - LAR 020268 — OUD/KALW. 17/14, GEM. SI/KALW. 104/13
- AH 200070 HH(c) — OUD/KALW. 5/4, GEM. SI/KALW. 94/2, TKP 399
  - SYF 160241 HH(c)
    - SYF 130223
    - SYF 120007 — OUD/KALW. 14/12, GEM. SI/KALW. 100/11
  - SYF 130246 HH(c) — OUD/KALW. 12/11, GEM. SI/KALW. 100/9, TKP 352
    - SYF 110052
    - ADV 090191 — OUD/KALW. 13/11, GEM. SI/KALW. 101/11

Geboortegemak Waarde	Speenkalf Waarde	Vrugbaarheids-waarde	Onderhouds-waarde	Koeiwaarde	Groei-waarde	Karkas-waarde
111	110	104	103	112	114	112

Kalf en Moeder			Vrugbaarheid				Na-Speen Groei			Raam			Karkas		
Geb. Dir.	Spn. Dir.	Spn. Mat.	Skr. Omtr.	Vers Vrugb.	Koei Vrugb.	Lankl.	Na-Speen	GDT	VOV	Volw. Gewig	Hoogte	Lengte	OSO	Vet	Mar
109	109	88	106	119	86	114	116	111	94	95	75	94	137	70	95

Spn. Indeks	365D Indeks	540D Indeks	GDT Indeks	VOV Indeks	Skrotum	LH
93	-	-	103	-	361	1.29

Miostatien	
Q204X	0
NT821	0
F94L	0

OPMERKINGS: Geskik vir verse. Skrotumomtrek 40cm. Twee saadaandele teruggehou.

LOGIX EBV Analise: 2026-06-17

BULLS

LOT 7 — BOSCHOEK BONSMARAS

AH 230174
2023-11-25
SP

Parentage	Sire	Dam
DNA	✔	✔
Genomic		

- LAR 140173 HH(c)
  - LAR 120033 HH(c)
    - LAR 070055
    - LAR 090199 — AGE/CALV. 6/3, AVG. WI/CALV. 104/3
  - LAR 100159 — AGE/CALV. 15/11, AVG. WI/CALV. 105/11, ICP 415
    - LAR 080054
    - LAR 020268 — AGE/CALV. 17/14, AVG. WI/CALV. 104/13
- AH 180048 — AGE/CALV. 7/4, AVG. WI/CALV. 95/4, ICP 384
  - SYF 130233
    - SYF 090010
    - SYF 100012 — AGE/CALV. 15/13, AVG. WI/CALV. 100/12
  - POL 070033 — AGE/CALV. 13/10, AVG. WI/CALV. 96/10, ICP 438
    - LAR 010081
    - POL 990021 — AGE/CALV. 10/8, AVG. WI/CALV. 99/5

Calving Ease Value	Weaner Calf Value	Fertility Value	Maintenance Value	Cow Value	Growth Value	Carcass Value
98	104	106	94	104	126	117

Calf and Mother			Fertility				Post-Wean Growth			Frame			Carcass		
Birth Dir.	Wean Dir.	Wean Mat.	Scr. Circ.	Heifer Fert.	Cow Fert.	Longev.	Post Wean	ADG	FCR	Mature Weight	Height	Length	EMA	Fat	Mar
99	114	81	122	124	88	106	123	127	117	106	97	119	128	81	102

Wean Index	365D Index	540D Index	ADG Index	FCR Index	Scrotum	LH
99	-	-	121	-	378	1.33

Myostatin	
Q204X	0
NT821	0
F94L	0

REMARKS: Skrotumomtrek 43cm

LOGIX EBV Analysis: 2026-06-17

LOT 8 — BOSCHOEK BONSMARAS

AH 230191
2023-12-09
SP

Parentage	Sire	Dam
DNA	✔	
Genomic		

- SYF 170256 HH(c)
  - SYF 150152
    - ADV 120303
    - ADV 040185 — AGE/CALV. 16/13, AVG. WI/CALV. 104/10
  - SYF 110325 — AGE/CALV. 12/10, AVG. WI/CALV. 96/9, ICP 396
    - ADV 070145
    - SYF 090058 — AGE/CALV. 5/4, AVG. WI/CALV. 108/2
- AH 110052 — AGE/CALV. 15/12, AVG. WI/CALV. 96/12, ICP 404
  - BG 010028
    - FCT 980067
    - BG 970045 — AGE/CALV. 17/10, AVG. WI/CALV. 98/8
  - AH 050002 — AGE/CALV. 12/6, AVG. WI/CALV. 98/5, ICP 470

Calving Ease Value	Weaner Calf Value	Fertility Value	Maintenance Value	Cow Value	Growth Value	Carcass Value
91	79	103	110	80	110	98

Calf and Mother			Fertility				Post-Wean Growth			Frame			Carcass		
Birth Dir.	Wean Dir.	Wean Mat.	Scr. Circ.	Heifer Fert.	Cow Fert.	Longev.	Post Wean	ADG	FCR	Mature Weight	Height	Length	EMA	Fat	Mar
92	94	77	75	111	93	107	95	112	102	90	89	87	102	106	104

Wean Index	365D Index	540D Index	ADG Index	FCR Index	Scrotum	LH
103	-	-	123	-	326	1.28

Myostatin	
Q204X	0
NT821	0
F94L	0

REMARKS: Skrotumomtrek 40cm. 2 saadaandele uitgehou.

LOGIX EBV Analysis: 2026-06-17

LOT 9 — BOSCHOEK BONSMARAS

AH 230175
2023-11-27
SP

Parentage	Sire	Dam
DNA	✔	✔
Genomic		

- LAR 140173 HH(c)
  - LAR 120033 HH(c)
    - LAR 070055
    - LAR 090199 — AGE/CALV. 6/3, AVG. WI/CALV. 104/3
  - LAR 100159 — AGE/CALV. 15/11, AVG. WI/CALV. 105/11, ICP 415
    - LAR 080054
    - LAR 020268 — AGE/CALV. 17/14, AVG. WI/CALV. 104/13
- AH 190004 — AGE/CALV. 7/5, AVG. WI/CALV. 103/3, ICP 363
  - SYF 100078
    - SYF 070036
    - SYF 070133 — AGE/CALV. 7/3, AVG. WI/CALV. 95/2
  - GEL 120062 — AGE/CALV. 8/6, AVG. WI/CALV. 88/5, ICP 387
    - JRB 020112
    - GEL 070005 — AGE/CALV. 19/15, AVG. WI/CALV. 102/15

Calving Ease Value	Weaner Calf Value	Fertility Value	Maintenance Value	Cow Value	Growth Value	Carcass Value
114	108	87	109	102	115	107

Calf and Mother			Fertility				Post-Wean Growth			Frame			Carcass		
Birth Dir.	Wean Dir.	Wean Mat.	Scr. Circ.	Heifer Fert.	Cow Fert.	Longev.	Post Wean	ADG	FCR	Mature Weight	Height	Length	EMA	Fat	Mar
114	107	86	111	102	78	105	112	112	100	90	68	91	119	77	95

Wean Index	365D Index	540D Index	ADG Index	FCR Index	Scrotum	LH
101	-	-	114	-	364	1.28

Myostatin	
Q204X	0
NT821	0
F94L	0

REMARKS: Geskik vir verse. Skrotumomtrek 40cm In stoet gebruik. Een saadaandeel uitgehou.

LOGIX EBV Analysis: 2026-06-17

BULLE

LOT 10

BOSCHOEK BONSMARAS

AH 230114 HH(c)
2023-08-11
SP

Ouerskap	Vaar	Moer
DNS	✔	✔
Genomies	✔	✔

- **LAR 170358 HH(c)**
  - **JRP 110073**
    - **LAR 060015**
    - **JRP 070008** OUD/KALW. 5/3 GEM. SI/KALW. 106/3
  - **LAR 100159** OUD/KALW. 15/11 GEM. SI/KALW. 105/11 TKP 415
    - **LAR 080054**
    - **LAR 020268** OUD/KALW. 17/14 GEM. SI/KALW. 104/13
- **AH 150035 HH(c)** OUD/KALW. 9/7 GEM. SI/KALW. 102/7 TKP 398
  - **AG 070434**
    - **EI 040038**
    - **AG 040141** OUD/KALW. 15/12 GEM. SI/KALW. 102/12
  - **AH 080008** OUD/KALW. 7/5 GEM. SI/KALW. 100/5 TKP 439

Geboortegemak Waarde	Speenkalf Waarde	Vrugbaarheids-waarde	Onderhouds-waarde	Koeiwaarde	Groei-waarde	Karkas-waarde
123	104	99	91	105	114	114

Kalf en Moeder			Vrugbaarheid				Na-Speen Groei			Raam			Karkas		
Geb. Dir.	Spn. Dir.	Spn. Mat.	Skr. Omtr.	Vers Vrugb.	Koei Vrugb.	Lankl.	Na-Speen	GDT	VOV	Volw. Gewig	Hoogte	Lengte	OSO	Vet	Mar
121	112	69	96	106	85	119	116	106	85	110	55	80	104	106	100

Spn. Indeks	365D Indeks	540D Indeks	GDT Indeks	VOV Indeks	Skrotum	LH
101	-	-	113	-	348	1.30

Miostatien	
Q204X	0
NT821	0
F94L	0

OPMERKINGS: Geskik vir verse. Skrotumomtrek 41cm. In stoet gebruik. Een saadaandeel uitgehou.

LOGIX EBV Analise: 2026-06-17

LOT 11

BOSCHOEK BONSMARAS

AH 230185
2023-12-03
SP

Ouerskap	Vaar	Moer
DNS	✔	✔
Genomies		

- **SYF 170256 HH(c)**
  - **SYF 150152**
    - **ADV 120303**
    - **ADV 040185** OUD/KALW. 16/13 GEM. SI/KALW. 104/10
  - **SYF 110325** OUD/KALW. 12/10 GEM. SI/KALW. 96/9 TKP 396
    - **ADV 070145**
    - **SYF 090058** OUD/KALW. 5/4 GEM. SI/KALW. 108/2
- **AH 170145** OUD/KALW. 8/6 GEM. SI/KALW. 101/5 TKP 392
  - **AG 070434**
    - **EI 040038**
    - **AG 040141** OUD/KALW. 15/12 GEM. SI/KALW. 102/12
  - **AH 110050 HH(c)** OUD/KALW. 14/12 GEM. SI/KALW. 102/11 TKP 372
    - **PAD 060123**
    - **AH 050097** OUD/KALW. 11/5 GEM. SI/KALW. 97/5

Geboortegemak Waarde	Speenkalf Waarde	Vrugbaarheids-waarde	Onderhouds-waarde	Koeiwaarde	Groei-waarde	Karkas-waarde
95	89	91	100	83	122	120

Kalf en Moeder			Vrugbaarheid				Na-Speen Groei			Raam			Karkas		
Geb. Dir.	Spn. Dir.	Spn. Mat.	Skr. Omtr.	Vers Vrugb.	Koei Vrugb.	Lankl.	Na-Speen	GDT	VOV	Volw. Gewig	Hoogte	Lengte	OSO	Vet	Mar
94	101	81	79	91	84	115	104	117	96	100	93	100	113	109	119

Spn. Indeks	365D Indeks	540D Indeks	GDT Indeks	VOV Indeks	Skrotum	LH
109	104	103	-	-	-	-

Miostatien	
Q204X	1
NT821	0
F94L	0

OPMERKINGS: Skrotumomtrek 36cm.

LOGIX EBV Analise: 2026-06-17

LOT 12

BOSCHOEK BONSMARAS

AH 230077
2023-06-25
SP

Ouerskap	Vaar	Moer
DNS		
Genomies		

- **LAR 170358 HH(c)**
  - **JRP 110073**
    - **LAR 060015**
    - **JRP 070008** OUD/KALW. 5/3 GEM. SI/KALW. 106/3
  - **LAR 100159** OUD/KALW. 15/11 GEM. SI/KALW. 105/11 TKP 415
    - **LAR 080054**
    - **LAR 020268** OUD/KALW. 17/14 GEM. SI/KALW. 104/13
- **AG 150900** OUD/KALW. 10/8 GEM. SI/KALW. 98/7 TKP 423
  - **AG 120720 HH(c)**
    - **LAR 060034**
    - **AG 080845** OUD/KALW. 7/4 GEM. SI/KALW. 107/2
  - **AG 120754** OUD/KALW. 13/10 GEM. SI/KALW. 101/8 TKP 429
    - **TOR 050216**
    - **AG 030308** OUD/KALW. 13/11 GEM. SI/KALW. 107/10

Geboortegemak Waarde	Speenkalf Waarde	Vrugbaarheids-waarde	Onderhouds-waarde	Koeiwaarde	Groei-waarde	Karkas-waarde
116	116	105	93	116	103	118

Kalf en Moeder			Vrugbaarheid				Na-Speen Groei			Raam			Karkas		
Geb. Dir.	Spn. Dir.	Spn. Mat.	Skr. Omtr.	Vers Vrugb.	Koei Vrugb.	Lankl.	Na-Speen	GDT	VOV	Volw. Gewig	Hoogte	Lengte	OSO	Vet	Mar
112	121	72	122	105	96	116	117	102	88	108	80	98	109	110	100

Spn. Indeks	365D Indeks	540D Indeks	GDT Indeks	VOV Indeks	Skrotum	LH
103	-	-	92	-	381	1.28

Miostatien	
Q204X	0
NT821	0
F94L	0

OPMERKINGS: Geskik vir verse. Skrotumomtrek 38cm . In stoet gebruik. 2 Saadaandele uitgehou.

LOGIX EBV Analise: 2026-06-17

BULLS

LOT 13 — BOSCHOEK BONSMARAS

AH 230172
2023-11-24
SP

Parentage	Sire	Dam
DNA	✔	
Genomic		

- LAR 170292 HH(c)
  - LAR 140173 HH(c)
    - LAR 120033 HH(c)
    - LAR 100159 — AGE/CALV. 15/11, AVG. WI/CALV. 105/11
  - LAR 120140 — AGE/CALV. 13/11, AVG. WI/CALV. 94/11, ICP 361
    - AG 070457
    - LAR 040209 — AGE/CALV. 19/16, AVG. WI/CALV. 98/15
- CEW 150024 — AGE/CALV. 11/9, AVG. WI/CALV. 103/8, ICP 385
  - CEW 090061
    - CEW 060078
    - CEW 050113 — AGE/CALV. 8/5, AVG. WI/CALV. 102/6
  - CEW 090131 HH(c) — AGE/CALV. 9/7, AVG. WI/CALV. 103/6, ICP 392
    - LAR 040172
    - PJJ 010109 — AGE/CALV. 11/10, AVG. WI/CALV. 102/10

Calving Ease Value	Weaner Calf Value	Fertility Value	Maintenance Value	Cow Value	Growth Value	Carcass Value
127	100	113	132	114	87	84

Calf and Mother			Fertility				Post-Wean Growth			Frame			Carcass		
Birth Dir.	Wean Dir.	Wean Mat.	Scr. Circ.	Heifer Fert.	Cow Fert.	Longev.	Post Wean	ADG	FCR	Mature Weight	Height	Length	EMA	Fat	Mar
123	87	95	86	115	100	116	88	85	88	73	70	76	121	88	115

Wean Index	365D Index	540D Index	ADG Index	FCR Index	Scrotum	LH
99	-	-	91	-	350	1.26

Myostatin	
Q204X	0
NT821	0
F94L	0

REMARKS: Geskik vir verse. Skrotumomtrek 43cm.

LOGIX EBV Analysis: 2026-06-17

LOT 14 — BOSCHOEK BONSMARAS

AH 230163
2023-11-15
SP

Parentage	Sire	Dam
DNA	✔	✔
Genomic		

- LAR 170292 HH(c)
  - LAR 140173 HH(c)
    - LAR 120033 HH(c)
    - LAR 100159 — AGE/CALV. 15/11, AVG. WI/CALV. 105/11
  - LAR 120140 — AGE/CALV. 13/11, AVG. WI/CALV. 94/11, ICP 361
    - AG 070457
    - LAR 040209 — AGE/CALV. 19/16, AVG. WI/CALV. 98/15
- SYF 130024 — AGE/CALV. 13/11, AVG. WI/CALV. 98/9, ICP 367
  - ADV 100082 HH(c)
    - SYF 060102
    - ADV 060117 — AGE/CALV. 15/12, AVG. WI/CALV. 98/12
  - SYF 100256 — AGE/CALV. 6/3, AVG. WI/CALV. 97/3, ICP 557
    - ADV 040182
    - SYF 040113 — AGE/CALV. 10/7, AVG. WI/CALV. 102/7

Calving Ease Value	Weaner Calf Value	Fertility Value	Maintenance Value	Cow Value	Growth Value	Carcass Value
120	95	96	142	97	82	74

Calf and Mother			Fertility				Post-Wean Growth			Frame			Carcass		
Birth Dir.	Wean Dir.	Wean Mat.	Scr. Circ.	Heifer Fert.	Cow Fert.	Longev.	Post Wean	ADG	FCR	Mature Weight	Height	Length	EMA	Fat	Mar
115	90	74	70	95	95	110	86	82	72	63	59	65	108	76	111

Wean Index	365D Index	540D Index	ADG Index	FCR Index	Scrotum	LH
96	-	-	90	-	344	1.29

Myostatin	
Q204X	0
NT821	Not Tested
F94L	0

REMARKS: Geskik vir verse. Skrotumomtrek 38cm.

LOGIX EBV Analysis: 2026-06-17

LOT 15 — BOSCHOEK BONSMARAS

AH 230193
2023-12-10
SP

Parentage	Sire	Dam
DNA	✔	✔
Genomic		

- LAR 170467 HH(c)
  - LAR 140064 HH(c)
    - LAR 090281
    - LAR 110039 HH(c) — AGE/CALV. 11/8, AVG. WI/CALV. 107/8
  - LAR 120050 HH(c) — AGE/CALV. 12/9, AVG. WI/CALV. 104/9, ICP 403
    - LAR 070055
    - LAR 090327 — AGE/CALV. 7/4, AVG. WI/CALV. 97/4
- SYF 150112 — AGE/CALV. 11/9, AVG. WI/CALV. 103/9, ICP 378
  - SYF 100247
    - SYF 070036
    - SYF 060055 — AGE/CALV. 12/8, AVG. WI/CALV. 100/5
  - ADV 090102 — AGE/CALV. 14/12, AVG. WI/CALV. 98/12, ICP 369
    - SYF 060102
    - ADV 070043 — AGE/CALV. 12/9, AVG. WI/CALV. 101/9

Calving Ease Value	Weaner Calf Value	Fertility Value	Maintenance Value	Cow Value	Growth Value	Carcass Value
87	99	111	97	100	103	100

Calf and Mother			Fertility				Post-Wean Growth			Frame			Carcass		
Birth Dir.	Wean Dir.	Wean Mat.	Scr. Circ.	Heifer Fert.	Cow Fert.	Longev.	Post Wean	ADG	FCR	Mature Weight	Height	Length	EMA	Fat	Mar
82	110	85	68	104	108	110	109	99	90	103	85	92	127	83	78

Wean Index	365D Index	540D Index	ADG Index	FCR Index	Scrotum	LH
111	-	-	101	-	309	1.26

Myostatin	
Q204X	1
NT821	0
F94L	0

REMARKS: Skrotumomtrek 39cm. In stoet gebruik. Een saadaandeel uitgehou.

LOGIX EBV Analysis: 2026-06-17

© Compiled by the South African Stud Book and Livestock Improvement Association
All Pedigree- and Performance Data has been certified as correct

BULLE

LOT 16 — BOSCHOEK BONSMARAS

AH 230115
2023-08-12
SP

Ouerskap	Vaar	Moer
DNS	✔	
Genomies		

LAR 170358 HH(c)
- JRP 110073
  - LAR 060015
  - JRP 070008 — OUD/KALW. 5/3, GEM. SI/KALW. 106/3
- LAR 100159 — OUD/KALW. 15/11, GEM. SI/KALW. 105/11, TKP 415
  - LAR 080054
  - LAR 020268 — OUD/KALW. 17/14, GEM. SI/KALW. 104/13

SYF 130356 — OUD/KALW. 12/10, GEM. SI/KALW. 102/9, TKP 377
- ADV 100285
  - ADV 040182
  - AG 970118 — OUD/KALW. 13/11, GEM. SI/KALW. 100/9
- SYF 080057 — OUD/KALW. 12/6, GEM. SI/KALW. 103/5, TKP 496
  - LAR 030398
  - SYF 040150 — OUD/KALW. 7/5, GEM. SI/KALW. 101/3

Geboortegemak Waarde	Speenkalf Waarde	Vrugbaarheids-waarde	Onderhouds-waarde	Koeiwaarde	Groei-waarde	Karkas-waarde
115	108	96	102	105	92	107

Kalf en Moeder			Vrugbaarheid				Na-Speen Groei			Raam			Karkas		
Geb. Dir.	Spn. Dir.	Spn. Mat.	Skr. Omtr.	Vers Vrugb.	Koei Vrugb.	Lankl.	Na-Speen	GDT	VOV	Volw. Gewig	Hoogte	Lengte	OSO	Vet	Mar
110	112	74	115	104	88	107	109	94	83	98	70	82	98	104	101

Spn. Indeks	365D Indeks	540D Indeks	GDT Indeks	VOV Indeks	Skrotum	LH
97	-	-	102	-	378	1.29

Miostatien	
Q204X	0
NT821	0
F94L	0

OPMERKINGS: Geskik vir verse. Skrotumomtrek 40cm. In stoet gebruik. Een saadaandeel uitgehou.

LOGIX EBV Analise: 2026-06-17

LOT 17 — BOSCHOEK BONSMARAS

AH 230139
2023-10-18
SP

Ouerskap	Vaar	Moer
DNS	✔	✔
Genomies		

LAR 170358 HH(c)
- JRP 110073
  - LAR 060015
  - JRP 070008 — OUD/KALW. 5/3, GEM. SI/KALW. 106/3
- LAR 100159 — OUD/KALW. 15/11, GEM. SI/KALW. 105/11, TKP 415
  - LAR 080054
  - LAR 020268 — OUD/KALW. 17/14, GEM. SI/KALW. 104/13

SYF 130349 — OUD/KALW. 12/10, GEM. SI/KALW. 100/10, TKP 396
- SYF 090010
  - SYF 040160
  - SYF 060173 — OUD/KALW. 6/3, GEM. SI/KALW. 102/3
- ADV 100081 — OUD/KALW. 16/13, GEM. SI/KALW. 101/13, TKP 398
  - SYF 060102
  - ADV 060119 — OUD/KALW. 11/7, GEM. SI/KALW. 110/6

Geboortegemak Waarde	Speenkalf Waarde	Vrugbaarheids-waarde	Onderhouds-waarde	Koeiwaarde	Groei-waarde	Karkas-waarde
115	105	107	128	109	92	103

Kalf en Moeder			Vrugbaarheid				Na-Speen Groei			Raam			Karkas		
Geb. Dir.	Spn. Dir.	Spn. Mat.	Skr. Omtr.	Vers Vrugb.	Koei Vrugb.	Lankl.	Na-Speen	GDT	VOV	Volw. Gewig	Hoogte	Lengte	OSO	Vet	Mar
113	102	74	101	114	95	115	103	85	59	78	63	71	101	118	103

Spn. Indeks	365D Indeks	540D Indeks	GDT Indeks	VOV Indeks	Skrotum	LH
99	-	-	94	-	353	1.27

Miostatien	
Q204X	0
NT821	0
F94L	0

OPMERKINGS: Geskik vir verse. Skrotumomtrek 38cm.

LOGIX EBV Analise: 2026-06-17

LOT 18 — BOSCHOEK BONSMARAS

AH 230143 HH(c)
2023-10-20
SP

Ouerskap	Vaar	Moer
DNS	✔	✔
Genomies	✔	✔

LAR 170358 HH(c)
- JRP 110073
  - LAR 060015
  - JRP 070008 — OUD/KALW. 5/3, GEM. SI/KALW. 106/3
- LAR 100159 — OUD/KALW. 15/11, GEM. SI/KALW. 105/11, TKP 415
  - LAR 080054
  - LAR 020268 — OUD/KALW. 17/14, GEM. SI/KALW. 104/13

AH 180073 HH(c) — OUD/KALW. 7/6, GEM. SI/KALW. 111/4, TKP 382
- LAR 140173 HH(c)
  - LAR 120033 HH(c)
  - LAR 100159 — OUD/KALW. 15/11, GEM. SI/KALW. 105/11
- AH 140013 — OUD/KALW. 9/6, GEM. SI/KALW. 99/7, TKP 383
  - LAR 080377
  - AH 100024 — OUD/KALW. 10/8, GEM. SI/KALW. 102/6

Geboortegemak Waarde	Speenkalf Waarde	Vrugbaarheids-waarde	Onderhouds-waarde	Koeiwaarde	Groei-waarde	Karkas-waarde
114	129	104	94	128	115	122

Kalf en Moeder			Vrugbaarheid				Na-Speen Groei			Raam			Karkas		
Geb. Dir.	Spn. Dir.	Spn. Mat.	Skr. Omtr.	Vers Vrugb.	Koei Vrugb.	Lankl.	Na-Speen	GDT	VOV	Volw. Gewig	Hoogte	Lengte	OSO	Vet	Mar
109	122	94	108	117	80	124	123	112	100	106	83	106	119	110	114

Spn. Indeks	365D Indeks	540D Indeks	GDT Indeks	VOV Indeks	Skrotum	LH
110	-	-	95	-	361	1.33

Miostatien	
Q204X	0
NT821	0
F94L	0

OPMERKINGS: Skrotumomtrek 43cm

LOGIX EBV Analise: 2026-06-17

BULLS

LOT 19 — BOSCHOEK BONSMARAS

AH 230049
2023-05-26
SP

Parentage	Sire	Dam
DNA ✔		
Genomic		

- AH 190106
  - LAR 140173 HH(c)
    - LAR 120033 HH(c)
    - LAR 100159 — AGE/CALV. 15/11 — AVG. WI/CALV. 105/11
  - CEW 140011 — AGE/CALV. 12/10 — AVG. WI/CALV. 104/10 — ICP 373
    - BBM 100062
    - CEW 110047 HH(c) — AGE/CALV. 7/3 — AVG. WI/CALV. 99/3
- GEL 150151 — AGE/CALV. 10/7 — AVG. WI/CALV. 98/7 — ICP 410
  - ADV 120303
    - SYF 100072
    - ADV 040120 — AGE/CALV. 9/7 — AVG. WI/CALV. 99/6
  - GEL 100125 — AGE/CALV. 15/12 — AVG. WI/CALV. 97/12 — ICP 384
    - ADV 050053
    - GEL 040021 — AGE/CALV. 8/5 — AVG. WI/CALV. 95/5

Calving Ease Value	Weaner Calf Value	Fertility Value	Maintenance Value	Cow Value	Growth Value	Carcass Value
117	95	110	124	104	78	78

Calf and Mother			Fertility				Post-Wean Growth			Frame			Carcass		
Birth Dir.	Wean Dir.	Wean Mat.	Scr. Circ.	Heifer Fert.	Cow Fert.	Longev.	Post Wean	ADG	FCR	Mature Weight	Height	Length	EMA	Fat	Mar
113	92	84	85	111	97	117	90	85	86	81	68	82	104	69	79

Wean Index	365D Index	540D Index	ADG Index	FCR Index	Scrotum	LH
94	-	-	94	-	366	1.33

Myostatin	
Q204X	1
NT821	0
F94L	0

REMARKS: Skrotumomtrek 40cm.

LOGIX EBV Analysis: 2026-06-17

LOT 20 — BOSCHOEK BONSMARAS

AH 230122
2023-09-11
SP

Parentage	Sire	Dam
DNA		
Genomic		

- LAR 170358 HH(c)
  - JRP 110073
    - LAR 060015
    - JRP 070008 — AGE/CALV. 5/3 — AVG. WI/CALV. 106/3
  - LAR 100159 — AGE/CALV. 15/11 — AVG. WI/CALV. 105/11 — ICP 415
    - LAR 080054
    - LAR 020268 — AGE/CALV. 17/14 — AVG. WI/CALV. 104/13
- AH 210047 — AGE/CALV. 5/2 — AVG. WI/CALV. 103/1 — ICP 320
  - SYF 170091 HH(c)
    - GEL 100113
    - SYF 070104 — AGE/CALV. 14/12 — AVG. WI/CALV. 98/10
  - SYF 130264 — AGE/CALV. 8/5 — AVG. WI/CALV. 99/5 — ICP 420
    - SYF 100072
    - SYF 100261 — AGE/CALV. 15/11 — AVG. WI/CALV. 97/10

Calving Ease Value	Weaner Calf Value	Fertility Value	Maintenance Value	Cow Value	Growth Value	Carcass Value
117	118	104	95	118	93	105

Calf and Mother			Fertility				Post-Wean Growth			Frame			Carcass		
Birth Dir.	Wean Dir.	Wean Mat.	Scr. Circ.	Heifer Fert.	Cow Fert.	Longev.	Post Wean	ADG	FCR	Mature Weight	Height	Length	EMA	Fat	Mar
114	123	70	94	105	95	117	116	94	84	106	79	93	104	89	75

Wean Index	365D Index	540D Index	ADG Index	FCR Index	Scrotum	LH
103	-	-	98	-	337	1.29

Myostatin	
Q204X	1
NT821	0
F94L	0

REMARKS: Skrotumomtrek 40cm.

LOGIX EBV Analysis: 2026-06-17

LOT 21 — BOSCHOEK BONSMARAS

AH 230019
2023-02-19
SP

Parentage	Sire	Dam
DNA ✔		
Genomic		

- LAR 170358 HH(c)
  - JRP 110073
    - LAR 060015
    - JRP 070008 — AGE/CALV. 5/3 — AVG. WI/CALV. 106/3
  - LAR 100159 — AGE/CALV. 15/11 — AVG. WI/CALV. 105/11 — ICP 415
    - LAR 080054
    - LAR 020268 — AGE/CALV. 17/14 — AVG. WI/CALV. 104/13
- KGB 200005 — AGE/CALV. 6/3 — AVG. WI/CALV. 96/3 — ICP 416
  - SYF 160241 HH(c)
    - SYF 130223
    - SYF 120007 — AGE/CALV. 14/12 — AVG. WI/CALV. 100/11
  - SYF 130312 — AGE/CALV. 8/4 — AVG. WI/CALV. 105/4 — ICP 484
    - SYF 100072
    - ADV 110045 — AGE/CALV. 4/3 — AVG. WI/CALV. 105/1

Calving Ease Value	Weaner Calf Value	Fertility Value	Maintenance Value	Cow Value	Growth Value	Carcass Value
118	108	109	101	113	99	118

Calf and Mother			Fertility				Post-Wean Growth			Frame			Carcass		
Birth Dir.	Wean Dir.	Wean Mat.	Scr. Circ.	Heifer Fert.	Cow Fert.	Longev.	Post Wean	ADG	FCR	Mature Weight	Height	Length	EMA	Fat	Mar
114	111	75	101	113	96	117	113	101	89	98	75	90	99	99	115

Wean Index	365D Index	540D Index	ADG Index	FCR Index	Scrotum	LH
92	-	-	96	-	342	1.26

Myostatin	
Q204X	0
NT821	0
F94L	0

REMARKS: Geskik vir verse. Skrotumomtrek 39cm.

LOGIX EBV Analysis: 2026-06-17

BULLE

LOT 22 — BOSCHOEK BONSMARAS

AH 230190
2023-12-07
SP

Ouerskap	Vaar	Moer
DNS	✔	
Genomies		

- KGB 200006
  - SYF 160241 HH(c)
    - SYF 130223
    - SYF 120007 — OUD/KALW. 14/12, GEM. SI/KALW. 100/11
  - ADV 130110 HH(c) — OUD/KALW. 13/10, GEM. SI/KALW. 104/9, TKP 394
    - SYF 100072
    - ADV 100281 — OUD/KALW. 13/10, GEM. SI/KALW. 100/10
- AH 200148 — OUD/KALW. 5/3, GEM. SI/KALW. 103/2, TKP 321
  - AH 170084
    - SYF 130233
    - CEW 150073 — OUD/KALW. 7/4, GEM. SI/KALW. 104/4
  - AH 170104 — OUD/KALW. 8/7, GEM. SI/KALW. 106/6, TKP 375
    - WBB 120454
    - AH 140186 — OUD/KALW. 5/3, GEM. SI/KALW. 98/2

Geboortegemak Waarde	Speenkalf Waarde	Vrugbaarheids-waarde	Onderhouds-waarde	Koeiwaarde	Groei-waarde	Karkas-waarde
91	91	101	100	91	103	110

Kalf en Moeder			Vrugbaarheid				Na-Speen Groei			Raam			Karkas		
Geb. Dir.	Spn. Dir.	Spn. Mat.	Skr. Omtr.	Vers Vrugb.	Koei Vrugb.	Lankl.	Na-Speen	GDT	VOV	Volw. Gewig	Hoogte	Lengte	OSO	Vet	Mar
95	100	92	114	96	105	104	105	103	93	99	97	100	118	110	118

Spn. Indeks	365D Indeks	540D Indeks	GDT Indeks	VOV Indeks	Skrotum	LH
100	-	-	111	-	366	1.26

Miostatien	
Q204X	0
NT821	0
F94L	0

OPMERKINGS: Skrotumomtrek 39cm.

LOGIX EBV Analise: 2026-06-17

LOT 23 — BOSCHOEK BONSMARAS

AH 230136
2023-10-12
SP

Ouerskap	Vaar	Moer
DNS	✔	✔
Genomies		

- SYF 170091 HH(c)
  - GEL 100113
    - GEL 060132
    - GEL 050008 — OUD/KALW. 7/5, GEM. SI/KALW. 105/5
  - SYF 070104 — OUD/KALW. 14/12, GEM. SI/KALW. 98/10, TKP 367
    - ADV 030016
    - SYF 000059 — OUD/KALW. 15/12, GEM. SI/KALW. 101/12
- AH 190103 — OUD/KALW. 6/4, GEM. SI/KALW. 97/4, TKP 436
  - SYF 150097 HH(c)
    - SYF 120042
    - SYF 070104 — OUD/KALW. 14/12, GEM. SI/KALW. 98/10
  - AH 150122 — OUD/KALW. 10/7, GEM. SI/KALW. 109/6, TKP 407
    - HJB 050045
    - AH 050013 — OUD/KALW. 11/7, GEM. SI/KALW. 99/7

Geboortegemak Waarde	Speenkalf Waarde	Vrugbaarheids-waarde	Onderhouds-waarde	Koeiwaarde	Groei-waarde	Karkas-waarde
117	108	92	101	106	95	87

Kalf en Moeder			Vrugbaarheid				Na-Speen Groei			Raam			Karkas		
Geb. Dir.	Spn. Dir.	Spn. Mat.	Skr. Omtr.	Vers Vrugb.	Koei Vrugb.	Lankl.	Na-Speen	GDT	VOV	Volw. Gewig	Hoogte	Lengte	OSO	Vet	Mar
113	104	94	115	92	96	99	101	103	114	97	108	106	108	71	72

Spn. Indeks	365D Indeks	540D Indeks	GDT Indeks	VOV Indeks	Skrotum	LH
98	-	-	91	-	390	1.25

Miostatien	
Q204X	1
NT821	0
F94L	0

OPMERKINGS: Skrotumomtrek 41cm.

LOGIX EBV Analise: 2026-06-17

LOT 24 — BOSCHOEK BONSMARAS

AH 230198
2023-12-14
SP

Ouerskap	Vaar	Moer
DNS	✔	
Genomies		

- LAR 170292 HH(c)
  - LAR 140173 HH(c)
    - LAR 120033 HH(c)
    - LAR 100159 — OUD/KALW. 15/11, GEM. SI/KALW. 105/11
  - LAR 120140 — OUD/KALW. 13/11, GEM. SI/KALW. 94/11, TKP 361
    - AG 070457
    - LAR 040209 — OUD/KALW. 19/16, GEM. SI/KALW. 98/15
- CEW 140115 — OUD/KALW. 11/9, GEM. SI/KALW. 99/8, TKP 398
  - CEW 070082
    - CEF 020328
    - MCH 970007 — OUD/KALW. 11/8, GEM. SI/KALW. 101/7
  - CEW 080055 HH(c) — OUD/KALW. 14/11, GEM. SI/KALW. 98/11, TKP 402
    - LAR 040172
    - MCH 030135 — OUD/KALW. 12/6, GEM. SI/KALW. 105/6

Geboortegemak Waarde	Speenkalf Waarde	Vrugbaarheids-waarde	Onderhouds-waarde	Koeiwaarde	Groei-waarde	Karkas-waarde
115	94	120	111	106	93	79

Kalf en Moeder			Vrugbaarheid				Na-Speen Groei			Raam			Karkas		
Geb. Dir.	Spn. Dir.	Spn. Mat.	Skr. Omtr.	Vers Vrugb.	Koei Vrugb.	Lankl.	Na-Speen	GDT	VOV	Volw. Gewig	Hoogte	Lengte	OSO	Vet	Mar
112	102	66	84	117	107	123	101	95	101	90	74	79	108	72	106

Spn. Indeks	365D Indeks	540D Indeks	GDT Indeks	VOV Indeks	Skrotum	LH
100	101	100	-	-	-	-

Miostatien	
Q204X	0
NT821	0
F94L	0

OPMERKINGS: Skrotumomtrek 40cm.

LOGIX EBV Analise: 2026-06-17

BULLS

LOT 25 — BOSCHOEK BONSMARAS

AH 230148
2023-10-28
SP

Parentage	Sire	Dam
DNA	✔	
Genomic		

- LAR 170358 HH(c)
  - JRP 110073
    - LAR 060015
    - JRP 070008 — AGE/CALV. 5/3, AVG. WI/CALV. 106/3
  - LAR 100159 — AGE/CALV. 15/11, AVG. WI/CALV. 105/11, ICP 415
    - LAR 080054
    - LAR 020268 — AGE/CALV. 17/14, AVG. WI/CALV. 104/13
- CEW 140013 HH(c) — AGE/CALV. 12/10, AVG. WI/CALV. 99/10, ICP 368
  - WAT 050078 Pp(c)
    - WAT 000200
    - WAT 020330 — AGE/CALV. 12/9, AVG. WI/CALV. 103/8
  - CEW 080122 HH(c) — AGE/CALV. 10/8, AVG. WI/CALV. 104/7, ICP 393
    - LAR 040172
    - MCH 970009 — AGE/CALV. 12/9, AVG. WI/CALV. 100/9

Calving Ease Value	Weaner Calf Value	Fertility Value	Maintenance Value	Cow Value	Growth Value	Carcass Value
111	111	113	95	116	114	120

Calf and Mother			Fertility				Post-Wean Growth			Frame			Carcass		
Birth Dir.	Wean Dir.	Wean Mat.	Scr. Circ.	Heifer Fert.	Cow Fert.	Longev.	Post Wean	ADG	FCR	Mature Weight	Height	Length	EMA	Fat	Mar
108	116	78	97	112	101	119	120	108	87	105	85	101	102	116	92

Wean Index	365D Index	540D Index	ADG Index	FCR Index	Scrotum	LH
99	-	-	96	-	348	1.32

Myostatin	
Q204X	1
NT821	0
F94L	0

REMARKS: Skrotumomtrek 41cm

LOGIX EBV Analysis: 2026-06-17

LOT 26 — BOSCHOEK BONSMARAS

AH 230064
2023-06-11
SP

Parentage	Sire	Dam
DNA	✔	
Genomic		

- AH 190106
  - LAR 140173 HH(c)
    - LAR 120033 HH(c)
    - LAR 100159 — AGE/CALV. 15/11, AVG. WI/CALV. 105/11
  - CEW 140011 — AGE/CALV. 12/10, AVG. WI/CALV. 104/10, ICP 373
    - BBM 100062
    - CEW 110047 HH(c) — AGE/CALV. 7/3, AVG. WI/CALV. 99/3
- AH 180061 — AGE/CALV. 7/5, AVG. WI/CALV. 112/4, ICP 410
  - LAR 140173 HH(c)
    - LAR 120033 HH(c)
    - LAR 100159 — AGE/CALV. 15/11, AVG. WI/CALV. 105/11
  - SYF 150172 — AGE/CALV. 8/4, AVG. WI/CALV. 101/3, ICP 517
    - SYF 100247
    - SYF 100204 — AGE/CALV. 15/12, AVG. WI/CALV. 100/10

Calving Ease Value	Weaner Calf Value	Fertility Value	Maintenance Value	Cow Value	Growth Value	Carcass Value
104	118	100	110	116	103	106

Calf and Mother			Fertility				Post-Wean Growth			Frame			Carcass		
Birth Dir.	Wean Dir.	Wean Mat.	Scr. Circ.	Heifer Fert.	Cow Fert.	Longev.	Post Wean	ADG	FCR	Mature Weight	Height	Length	EMA	Fat	Mar
101	109	103	84	109	84	117	112	104	98	88	85	103	139	68	94

Wean Index	365D Index	540D Index	ADG Index	FCR Index	Scrotum	LH
111	-	-	99	-	332	1.27

Myostatin	
Q204X	1
NT821	0
F94L	0

REMARKS: Skrotumomtrek 39cm.

LOGIX EBV Analysis: 2026-06-17

LOT 27 — BOSCHOEK BONSMARAS

AH 230083
2023-07-02
SP

Parentage	Sire	Dam
DNA	✔	✔
Genomic		

- LAR 170394 HH(c)
  - LAR 140064 HH(c)
    - LAR 090281
    - LAR 110039 HH(c) — AGE/CALV. 11/8, AVG. WI/CALV. 107/8
  - LAR 110195 — AGE/CALV. 14/11, AVG. WI/CALV. 102/10, ICP 411
    - LAR 080050
    - LAR 040350 — AGE/CALV. 19/15, AVG. WI/CALV. 104/14
- AH 160140 — AGE/CALV. 9/7, AVG. WI/CALV. 95/6, ICP 395
  - AG 110263
    - AG 070745
    - AG 070404 — AGE/CALV. 12/8, AVG. WI/CALV. 101/7
  - AH 140067 — AGE/CALV. 5/4, AVG. WI/CALV. 106/3, ICP 371
    - AG 070434
    - AH 060016 — AGE/CALV. 15/11, AVG. WI/CALV. 99/9

Calving Ease Value	Weaner Calf Value	Fertility Value	Maintenance Value	Cow Value	Growth Value	Carcass Value
94	90	102	111	90	83	90

Calf and Mother			Fertility				Post-Wean Growth			Frame			Carcass		
Birth Dir.	Wean Dir.	Wean Mat.	Scr. Circ.	Heifer Fert.	Cow Fert.	Longev.	Post Wean	ADG	FCR	Mature Weight	Height	Length	EMA	Fat	Mar
93	97	87	87	96	103	107	92	86	83	88	82	80	102	108	99

Wean Index	365D Index	540D Index	ADG Index	FCR Index	Scrotum	LH
98	-	-	103	-	349	1.27

Myostatin	
Q204X	1
NT821	0
F94L	0

REMARKS: Skrotumomtrek 40cm.

LOGIX EBV Analysis: 2026-06-17

BULLE

LOT 28 — *BOSCHOEK BONSMARAS*

AH 230170
2023-11-23
SP

Ouerskap	Vaar	Moer
DNS		
Genomies		

- LAR 170292 HH(c)
  - LAR 140173 HH(c)
    - LAR 120033 HH(c)
    - LAR 100159 — OUD/KALW. 15/11, GEM. SI/KALW. 105/11
  - LAR 120140 — OUD/KALW. 13/11, GEM. SI/KALW. 94/11, TKP 361
    - AG 070457
    - LAR 040209 — OUD/KALW. 19/16, GEM. SI/KALW. 98/15
- SYF 130209 — OUD/KALW. 12/10, GEM. SI/KALW. 97/10, TKP 394
  - SYF 100072
    - LAR 060141
    - SYF 070209 — OUD/KALW. 13/11, GEM. SI/KALW. 101/9
  - SYF 110101 — OUD/KALW. 3/2, GEM. SI/KALW. 106/2, TKP 394
    - SYF 080015
    - SYF 070001 — OUD/KALW. 16/11, GEM. SI/KALW. 107/11

Geboortegemak Waarde	Speenkalf Waarde	Vrugbaarheids-waarde	Onderhouds-waarde	Koeiwaarde	Groei-waarde	Karkas-waarde
129	99	113	143	111	83	76

Kalf en Moeder			Vrugbaarheid				Na-Speen Groei			Raam			Karkas		
Geb. Dir.	Spn. Dir.	Spn. Mat.	Skr. Omtr.	Vers Vrugb.	Koei Vrugb.	Lankl.	Na-Speen	GDT	VOV	Volw. Gewig	Hoogte	Lengte	OSO	Vet	Mar
125	92	70	85	116	98	123	89	87	92	62	68	73	108	64	108

Spn. Indeks	365D Indeks	540D Indeks	GDT Indeks	VOV Indeks	Skrotum	LH
93	95	97	-	-	-	-

Miostatien	
Q204X	0
NT821	0
F94L	0

OPMERKINGS: Geskik vir verse. Skrotumomtrek 39cm.

LOGIX EBV Analise: 2026-06-17

KOEIE MET KALWERS

LOT 30 — *ARTHUR DE VILLIERS & SEUN*

AG 220469
2022-10-20
SP
OUD/KALW. 3/1
GEM. SI/KALW. 93/1
TKP -

Ouerskap	Vaar	Moer
DNS	✔	✔
Genomies		

- KBS 180004 HH(c)
  - KBS 140163
    - RCO 090010
    - WJK 090124 — OUD/KALW. 16/15, GEM. SI/KALW. 104/15
  - KBS 130138 — OUD/KALW. 11/7, GEM. SI/KALW. 99/7, TKP 464
    - KBS 110051
    - KBS 110144 — OUD/KALW. 8/7, GEM. SI/KALW. 96/5
- AG 190011 — OUD/KALW. 7/6, GEM. SI/KALW. 105/6, TKP 366
  - AG 130391
    - AG 080407
    - AG 090737 — OUD/KALW. 12/10, GEM. SI/KALW. 107/9
  - AG 100184 — OUD/KALW. 10/8, GEM. SI/KALW. 104/8, TKP 381
    - VV 070122
    - AG 040442 — OUD/KALW. 18/16, GEM. SI/KALW. 102/16

Geboortegemak Waarde	Speenkalf Waarde	Vrugbaarheids-waarde	Onderhouds-waarde	Koeiwaarde	Groei-waarde	Karkas-waarde
91	108	93	114	103	112	104

Kalf en Moeder			Vrugbaarheid				Na-Speen Groei			Raam			Karkas		
Geb. Dir.	Spn. Dir.	Spn. Mat.	Skr. Omtr.	Vers Vrugb.	Koei Vrugb.	Lankl.	Na-Speen	GDT	VOV	Volw. Gewig	Hoogte	Lengte	OSO	Vet	Mar
92	100	114	101	95	93	107	102	111	105	86	103	105	103	105	106

Spn. Indeks	365D Indeks	540D Indeks	GDT Indeks	VOV Indeks	LH
101	91	-	-	-	-

Laaste Kalf	
Kalf ID	AG 250599 (M)
Geb. dtm.	2025-11-09
Vaar ID	AG 220384

Miostatien	
Q204X	0
NT821	Nie Getoets
F94L	Nie Getoets

OPMERKINGS: Drie maande dragtig (24-06-26). Meerbulparing. Sal per DNA bevestig.

LOGIX EBV Analise: 2026-06-17

LOT 31 — *BOSCHOEK BONSMARAS*

AH 230146 HH(c)
2023-10-26
SP
OUD/KALW. 2/1
GEM. SI/KALW. -/-
TKP -

Ouerskap	Vaar	Moer
DNS	✔	
Genomies		

- KGB 200006
  - SYF 160241 HH(c)
    - SYF 130223
    - SYF 120007 — OUD/KALW. 14/12, GEM. SI/KALW. 100/11
  - ADV 130110 HH(c) — OUD/KALW. 13/10, GEM. SI/KALW. 104/9, TKP 394
    - SYF 100072
    - ADV 100281 — OUD/KALW. 13/10, GEM. SI/KALW. 100/10
- AH 200175 — OUD/KALW. 5/2, GEM. SI/KALW. 105/2, TKP 369
  - AH 170051
    - AG 110263
    - AH 120144 — OUD/KALW. 5/3, GEM. SI/KALW. 102/3
  - GEL 150151 — OUD/KALW. 10/7, GEM. SI/KALW. 98/7, TKP 410
    - ADV 120303
    - GEL 100125 — OUD/KALW. 15/12, GEM. SI/KALW. 97/12

Geboortegemak Waarde	Speenkalf Waarde	Vrugbaarheids-waarde	Onderhouds-waarde	Koeiwaarde	Groei-waarde	Karkas-waarde
96	98	92	99	92	89	88

Kalf en Moeder			Vrugbaarheid				Na-Speen Groei			Raam			Karkas		
Geb. Dir.	Spn. Dir.	Spn. Mat.	Skr. Omtr.	Vers Vrugb.	Koei Vrugb.	Lankl.	Na-Speen	GDT	VOV	Volw. Gewig	Hoogte	Lengte	OSO	Vet	Mar
100	109	80	99	78	99	110	102	95	90	101	77	90	116	74	101

Spn. Indeks	365D Indeks	540D Indeks	GDT Indeks	VOV Indeks	LH
111	97	-	-	-	-

Laaste Kalf	
Kalf ID	AH 260055 (M)
Geb. dtm.	2026-04-29
Vaar ID	AJF 220232

Miostatien	
Q204X	1
NT821	0
F94L	0

OPMERKINGS: Early maturing. KI 10 Julie 2026 - KI bul LAR 21-400

LOGIX EBV Analise: 2026-06-17

COWS WITH CALVES

LOT 32 — *BOSCHOEK BONSMARAS*

AH 230187
2023-12-05
SP
AGE/CALV. 2/1
AVG. WI/CALV. -/-
ICP -

Parentage	Sire	Dam
DNA	✔	
Genomic		

- LAR 140173 HH(c)
  - LAR 120033 HH(c)
    - LAR 070055
    - LAR 090199 — AGE/CALV. 6/3, AVG. WI/CALV. 104/3
  - LAR 100159 — AGE/CALV. 15/11, AVG. WI/CALV. 105/11, ICP 415
    - LAR 080054
    - LAR 020268 — AGE/CALV. 17/14, AVG. WI/CALV. 104/13
- CEW 150047 — AGE/CALV. 11/9, AVG. WI/CALV. 100/8, ICP 385
  - CEW 090061
    - CEW 060078
    - CEW 050113 — AGE/CALV. 8/5, AVG. WI/CALV. 102/6
  - CEW 080220 HH(c) — AGE/CALV. 10/8, AVG. WI/CALV. 100/8, ICP 409
    - WAT 050081
    - CEF 060077 — AGE/CALV. 16/13, AVG. WI/CALV. 104/14

Calving Ease Value	Weaner Calf Value	Fertility Value	Maintenance Value	Cow Value	Growth Value	Carcass Value
100	114	109	92	114	116	119

Calf and Mother			Fertility				Post-Wean Growth			Frame			Carcass		
Birth Dir.	Wean Dir.	Wean Mat.	Scr. Circ.	Heifer Fert.	Cow Fert.	Longev.	Post Wean	ADG	FCR	Mature Weight	Height	Length	EMA	Fat	Mar
98	120	84	104	123	92	111	120	114	105	109	91	110	138	92	103

Wean Index	365D Index	540D Index	ADG Index	FCR Index	LH
111	109	106	-	-	-

Last Calf	
Calf ID	AH 260037 (M)
Birth Date	2026-04-16
Sire ID	MULTIPLE SIRES

Myostatin	
Q204X	0
NT821	0
F94L	0

REMARKS: Oosite donor. KI 10 Julie 2026 - KI bul LAR 21-400

LOGIX EBV Analysis: 2026-06-17

LOT 33 — *BOSCHOEK BONSMARAS*

AH 220162
2022-12-22
SP
AGE/CALV. 3/2
AVG. WI/CALV. -/-
ICP 481

Parentage	Sire	Dam
DNA	✔	✔
Genomic		

- AH 190107
  - LAR 140173 HH(c)
    - LAR 120033 HH(c)
    - LAR 100159 — AGE/CALV. 15/11, AVG. WI/CALV. 105/11
  - SYF 150134 HH(c) — AGE/CALV. 11/8, AVG. WI/CALV. 101/7, ICP 434
    - SYF 100072
    - SYF 110274 — AGE/CALV. 4/3, AVG. WI/CALV. 102/1
- AH 140111 HH(c) — AGE/CALV. 11/9, AVG. WI/CALV. 93/7, ICP 377
  - LAR 080377
    - AG 040374
    - LAR 050326 — AGE/CALV. 3/1, AVG. WI/CALV. 102/1
  - AH 100081 — AGE/CALV. 5/3, AVG. WI/CALV. 100/2, ICP 492
    - RGR 040271
    - AH 060022 — AGE/CALV. 9/6, AVG. WI/CALV. 98/6

Calving Ease Value	Weaner Calf Value	Fertility Value	Maintenance Value	Cow Value	Growth Value	Carcass Value
94	98	97	94	94	115	101

Calf and Mother			Fertility				Post-Wean Growth			Frame			Carcass		
Birth Dir.	Wean Dir.	Wean Mat.	Scr. Circ.	Heifer Fert.	Cow Fert.	Longev.	Post Wean	ADG	FCR	Mature Weight	Height	Length	EMA	Fat	Mar
92	107	91	114	100	92	111	112	114	113	106	87	92	115	85	124

Wean Index	365D Index	540D Index	ADG Index	FCR Index	LH
99	107	108	-	-	-

Last Calf	
Calf ID	AH 260081 (F)
Birth Date	2026-06-23
Sire ID	AJF 220232

Myostatin	
Q204X	Not Tested
NT821	Not Tested
F94L	Not Tested

REMARKS:

LOGIX EBV Analysis: 2026-06-17

PREGNANT COWS

LOT 34 — *BOSCHOEK BONSMARAS*

AH 230156
2023-11-01
SP
AGE/CALV. 2/1
AVG. WI/CALV. 99/1
ICP -

Parentage	Sire	Dam
DNA	✔	
Genomic		

- LAR 170358 HH(c)
  - JRP 110073
    - LAR 060015
    - JRP 070008 — AGE/CALV. 5/3, AVG. WI/CALV. 106/3
  - LAR 100159 — AGE/CALV. 15/11, AVG. WI/CALV. 105/11, ICP 415
    - LAR 080054
    - LAR 020268 — AGE/CALV. 17/14, AVG. WI/CALV. 104/13
- AH 180071 — AGE/CALV. 6/5, AVG. WI/CALV. 95/5, ICP 380
  - LAR 140173 HH(c)
    - LAR 120033 HH(c)
    - LAR 100159 — AGE/CALV. 15/11, AVG. WI/CALV. 105/11
  - AH 110083 — AGE/CALV. 9/7, AVG. WI/CALV. 99/7, ICP 401
    - PAD 060123
    - AH 060069 — AGE/CALV. 14/11, AVG. WI/CALV. 95/9

Calving Ease Value	Weaner Calf Value	Fertility Value	Maintenance Value	Cow Value	Growth Value	Carcass Value
111	114	111	89	116	115	120

Calf and Mother			Fertility				Post-Wean Growth			Frame			Carcass		
Birth Dir.	Wean Dir.	Wean Mat.	Scr. Circ.	Heifer Fert.	Cow Fert.	Longev.	Post Wean	ADG	FCR	Mature Weight	Height	Length	EMA	Fat	Mar
107	123	70	109	126	92	113	125	112	98	113	79	106	118	100	101

Wean Index	365D Index	540D Index	ADG Index	FCR Index	LH
103	109	-	-	-	-

Myostatin	
Q204X	0
NT821	0
F94L	0

REMARKS: Ses maande dragtig.(24-06-26) KI op10 Nov 2025 met LAR 23-76.
Opvolgbulle SBJ 21-62, AJF 22-232, WA 22-139.

LOGIX EBV Analysis: 2026-06-17

DRAGTIGE KOEIE

LOT 35 *BOSCHOEK BONSMARAS*

AH 230134
2023-10-10
SP
OUD/KALW. 2/1
GEM. SI/KALW. 102/1
TKP -

Ouerskap	Vaar	Moer
DNS	✔	✔
Genomies		

- AH 200075
  - LAR 140173 HH(c)
    - LAR 120033 HH(c)
    - LAR 100159 — OUD/KALW. 15/11, GEM. SI/KALW. 105/11
  - AH 120032 HH(c) — OUD/KALW. 14/12, GEM. SI/KALW. 106/12, TKP 384
    - LAR 080069
    - AH 080057 — OUD/KALW. 15/10, GEM. SI/KALW. 103/10
- AH 210065 — OUD/KALW. 3/2, GEM. SI/KALW. 106/1, TKP 352
  - SYF 170091 HH(c)
    - GEL 100113
    - SYF 070104 — OUD/KALW. 14/12, GEM. SI/KALW. 98/10
  - AH 080057 — OUD/KALW. 15/10, GEM. SI/KALW. 103/10, TKP 412

Geboortegemak Waarde	Speenkalf Waarde	Vrugbaarheids-waarde	Onderhouds-waarde	Koeiwaarde	Groei-waarde	Karkas-waarde
110	110	115	104	119	95	94

Kalf en Moeder			Vrugbaarheid				Na-Speen Groei			Raam			Karkas		
Geb. Dir.	Spn. Dir.	Spn. Mat.	Skr. Omtr.	Vers Vrugb.	Koei Vrugb.	Lankl.	Na-Speen	GDT	VOV	Volw. Gewig	Hoogte	Lengte	OSO	Vet	Mar
107	103	105	93	125	99	110	106	96	93	93	88	98	103	85	83

Spn. Indeks	365D Indeks	540D Indeks	GDT Indeks	VOV Indeks	LH
106	112	-	-	-	-

Miostatien	
Q204X	1
NT821	0
F94L	0

OPMERKINGS: Vyf maande dragtig (24-06-26) KI op10 Nov 2025 met LAR 23-76. Opvolgbulle SBJ 21-62, AJF 22-232, WA 22-139.

LOGIX EBV Analise: 2026-06-17

DRAGTIGE VERSE

LOT 36 *THINUS MARITZ BOERDERY*

TMB 240267
2024-08-22
SP

Ouerskap	Vaar	Moer
DNS	✔	
Genomies		

- TMB 200231 HH(c)
  - CEF 130317 HH(c)
    - CEF 110301 HH(c)
    - CEF 100161 — OUD/KALW. 13/9, GEM. SI/KALW. 103/7
  - TMB 180646 — OUD/KALW. 2/1, GEM. SI/KALW. 96/1, TKP -
    - TMB 160299 HH(c)
    - TMB 150338 — OUD/KALW. 10/9, GEM. SI/KALW. 101/9
- TMB 160476 — OUD/KALW. 9/8, GEM. SI/KALW. 99/8, TKP 369
  - MMJ 080086
    - MMJ 030164
    - MMJ 030151 — OUD/KALW. 10/7, GEM. SI/KALW. 96/7
  - MMJ 070201 — OUD/KALW. 9/7, GEM. SI/KALW. 96/7, TKP 383
    - BHE 030083
    - MMJ 020256 — OUD/KALW. 13/10, GEM. SI/KALW. 102/6

Geboortegemak Waarde	Speenkalf Waarde	Vrugbaarheids-waarde	Onderhouds-waarde	Koeiwaarde	Groei-waarde	Karkas-waarde
96	115	119	92	122	132	127

Kalf en Moeder			Vrugbaarheid				Na-Speen Groei			Raam			Karkas		
Geb. Dir.	Spn. Dir.	Spn. Mat.	Skr. Omtr.	Vers Vrugb.	Koei Vrugb.	Lankl.	Na-Speen	GDT	VOV	Volw. Gewig	Hoogte	Lengte	OSO	Vet	Mar
98	117	98	125	125	102	114	128	129	123	107	116	112	106	126	115

Spn. Indeks	365D Indeks	540D Indeks	GDT Indeks	VOV Indeks	LH
110	114	112	-	-	-

Miostatien	
Q204X	0
NT821	0
F94L	0

OPMERKINGS: Vyf maande dragtig KI datum 29 Okt 2025. KI bul KVB 18-83, opvolgbulle BDX 21-37 en TMB 24-154. Bulle in 30 Okt 2025 en uit 31 Jan 2026

LOGIX EBV Analise: 2026-06-17

LOT 37 *UP GEORGE FARMS CC*

LAR 230196
2023-09-26
SP

Ouerskap	Vaar	Moer
DNS	✔	✔
Genomies		

- LAR 190319 HH(c)
  - LAR 140106
    - AG 070457
    - LAR 110029 — OUD/KALW. 6/3, GEM. SI/KALW. 105/3
  - LAR 100159 — OUD/KALW. 15/11, GEM. SI/KALW. 105/11, TKP 415
    - LAR 080054
    - LAR 020268 — OUD/KALW. 17/14, GEM. SI/KALW. 104/13
- LAR 200208 — OUD/KALW. 5/3, GEM. SI/KALW. 107/3, TKP 387
  - LAR 170369 HH(c)
    - LAR 140173 HH(c)
    - LAR 120181 — OUD/KALW. 11/7, GEM. SI/KALW. 104/7
  - LAR 160142 — OUD/KALW. 9/7, GEM. SI/KALW. 93/7, TKP 379
    - LAR 130055
    - LAR 120098 — OUD/KALW. 13/11, GEM. SI/KALW. 96/10

Geboortegemak Waarde	Speenkalf Waarde	Vrugbaarheids-waarde	Onderhouds-waarde	Koeiwaarde	Groei-waarde	Karkas-waarde
86	121	95	89	110	116	119

Kalf en Moeder			Vrugbaarheid				Na-Speen Groei			Raam			Karkas		
Geb. Dir.	Spn. Dir.	Spn. Mat.	Skr. Omtr.	Vers Vrugb.	Koei Vrugb.	Lankl.	Na-Speen	GDT	VOV	Volw. Gewig	Hoogte	Lengte	OSO	Vet	Mar
82	123	101	105	91	89	117	127	114	108	112	90	115	119	89	103

Spn. Indeks	365D Indeks	540D Indeks	GDT Indeks	VOV Indeks	LH
103	103	100	-	-	-

Miostatien	
Q204X	0
NT821	0
F94L	0

OPMERKINGS: In calf to LAR 23-96. 4 Months pregnant (24-06-26). 4 Star heifer

LOGIX EBV Analise: 2026-06-17

PREGNANT HEIFERS

LOT 38 — *ARTHUR DE VILLIERS & SEUN*

AG 230338
2023-11-01
SP

Parentage	Sire	Dam
DNA	✔	✔
Genomic		

- KBS 180004 HH(c)
  - KBS 140163
    - RCO 090010
    - WJK 090124 — AGE/CALV. 16/15, AVG. WI/CALV. 104/15
  - KBS 130138 — AGE/CALV. 11/7, AVG. WI/CALV. 99/7, ICP 464
    - KBS 110051
    - KBS 110144 — AGE/CALV. 8/7, AVG. WI/CALV. 96/5
- AG 190915 — AGE/CALV. 6/5, AVG. WI/CALV. 99/5, ICP 374
  - JG 130632 HH(c)
    - JG 080024
    - JG 080135 — AGE/CALV. 7/5, AVG. WI/CALV. 100/4
  - AG 150597 — AGE/CALV. 10/8, AVG. WI/CALV. 105/7, ICP 360
    - HCO 110045
    - AG 080687 — AGE/CALV. 10/7, AVG. WI/CALV. 98/7

Calving Ease Value	Weaner Calf Value	Fertility Value	Maintenance Value	Cow Value	Growth Value	Carcass Value
115	100	91	111	100	101	101

Calf and Mother			Fertility				Post-Wean Growth			Frame			Carcass		
Birth Dir.	Wean Dir.	Wean Mat.	Scr. Circ.	Heifer Fert.	Cow Fert.	Longev.	Post Wean	ADG	FCR	Mature Weight	Height	Length	EMA	Fat	Mar
113	92	105	92	93	89	107	95	101	92	88	97	94	104	108	105

Wean Index	365D Index	540D Index	ADG Index	FCR Index	LH
106	104	-	-	-	-

Myostatin	
Q204X	0
NT821	Not Tested
F94L	Not Tested

REMARKS: Agt maande dragtig (24-06-26). Bul AG 21-493

LOGIX EBV Analysis: 2026-06-17

LOT 39 — *BOSCHOEK BONSMARAS*

AH 240022
2024-04-24
SP

Parentage	Sire	Dam
DNA	✔	✔
Genomic		

- LAR 140173 HH(c)
  - LAR 120033 HH(c)
    - LAR 070055
    - LAR 090199 — AGE/CALV. 6/3, AVG. WI/CALV. 104/3
  - LAR 100159 — AGE/CALV. 15/11, AVG. WI/CALV. 105/11, ICP 415
    - LAR 080054
    - LAR 020268 — AGE/CALV. 17/14, AVG. WI/CALV. 104/13
- AH 200010 — AGE/CALV. 6/3, AVG. WI/CALV. 95/2, ICP 461
  - LAR 140106
    - AG 070457
    - LAR 110029 — AGE/CALV. 6/3, AVG. WI/CALV. 105/3
  - GEL 170069 — AGE/CALV. 7/3, AVG. WI/CALV. 94/3, ICP 440
    - SYF 100078
    - GEL 100125 — AGE/CALV. 15/12, AVG. WI/CALV. 97/12

Calving Ease Value	Weaner Calf Value	Fertility Value	Maintenance Value	Cow Value	Growth Value	Carcass Value
107	110	94	104	106	117	113

Calf and Mother			Fertility				Post-Wean Growth			Frame			Carcass		
Birth Dir.	Wean Dir.	Wean Mat.	Scr. Circ.	Heifer Fert.	Cow Fert.	Longev.	Post Wean	ADG	FCR	Mature Weight	Height	Length	EMA	Fat	Mar
108	113	82	114	106	77	115	118	114	104	95	76	101	132	82	93

Wean Index	365D Index	540D Index	ADG Index	FCR Index	LH
99	103	-	-	-	-

Myostatin	
Q204X	0
NT821	0
F94L	0

REMARKS: Dragtig 6 maande(24-06-26) KI op 19 Nov 2025 met SBJ 20-14. Opvolgbulle AH 23-175, AH 23-208.

LOGIX EBV Analysis: 2026-06-17

LOT 40 — *BOSCHOEK BONSMARAS*

AH 240047
2024-05-27
SP

Parentage	Sire	Dam
DNA	✔	✔
Genomic		

- LAR 200385
  - LAR 170358 HH(c)
    - JRP 110073
    - LAR 100159 — AGE/CALV. 15/11, AVG. WI/CALV. 105/11
  - LAR 080256 — AGE/CALV. 15/10, AVG. WI/CALV. 98/9, ICP 431
    - LAR 060224
    - LAR 040160 — AGE/CALV. 4/2, AVG. WI/CALV. 100/2
- ADV 130110 HH(c) — AGE/CALV. 13/10, AVG. WI/CALV. 104/9, ICP 394
  - SYF 100072
    - LAR 060141
    - SYF 070209 — AGE/CALV. 13/11, AVG. WI/CALV. 101/9
  - ADV 100281 — AGE/CALV. 13/10, AVG. WI/CALV. 100/10, ICP 384
    - SYF 070144
    - ADV 050030 — AGE/CALV. 15/12, AVG. WI/CALV. 105/12

Calving Ease Value	Weaner Calf Value	Fertility Value	Maintenance Value	Cow Value	Growth Value	Carcass Value
97	99	97	101	95	100	111

Calf and Mother			Fertility				Post-Wean Growth			Frame			Carcass		
Birth Dir.	Wean Dir.	Wean Mat.	Scr. Circ.	Heifer Fert.	Cow Fert.	Longev.	Post Wean	ADG	FCR	Mature Weight	Height	Length	EMA	Fat	Mar
102	110	78	113	91	97	114	112	99	91	99	82	97	121	104	108

Wean Index	365D Index	540D Index	ADG Index	FCR Index	LH
98	94	-	-	-	-

Myostatin	
Q204X	0
NT821	0
F94L	0

REMARKS: Dragtig 5 maande (24-06-26) KI op 19 Nov 2025 met SBJ 20-14. Opvolgbulle AH 23-175, AH 23-208.

LOGIX EBV Analysis: 2026-06-17

DRAGTIGE VERSE

LOT 41 — *UP GEORGE FARMS CC*

LAR 230206
2023-09-28
SP

Ouerskap	Vaar	Moer
DNS		
Genomies		

- LAR 190373 HH(c)
  - LFR 150032
    - HJL 120124
    - BEI 070040 — OUD/KALW. 17/14; GEM. SI/KALW. 103/12
  - LAR 080245 — OUD/KALW. 17/14; GEM. SI/KALW. 104/13; TKP 409
    - LAR 040287
    - LAR 990346 — OUD/KALW. 9/7; GEM. SI/KALW. 104/7
- LAR 120354 — OUD/KALW. 13/11; GEM. SI/KALW. 105/11; TKP 375
  - LAR 090014
    - AG 050439
    - LAR 950169 — OUD/KALW. 15/12; GEM. SI/KALW. 101/12
  - LAR 060209 — OUD/KALW. 17/13; GEM. SI/KALW. 90/13; TKP 383
    - LAR 010297
    - LAR 020308 — OUD/KALW. 8/5; GEM. SI/KALW. 100/4

Geboortegemak Waarde	Speenkalf Waarde	Vrugbaarheids-waarde	Onderhouds-waarde	Koeiwaarde	Groei-waarde	Karkas-waarde
100	94	101	95	96	106	97

Kalf en Moeder			Vrugbaarheid				Na-Speen Groei			Raam			Karkas		
Geb. Dir.	Spn. Dir.	Spn. Mat.	Skr. Omtr.	Vers Vrugb.	Koei Vrugb.	Lankl.	Na-Speen	GDT	VOV	Volw. Gewig	Hoogte	Lengte	OSO	Vet	Mar
102	100	96	107	103	94	112	106	107	106	104	86	96	101	77	82

Spn. Indeks	365D Indeks	540D Indeks	GDT Indeks	VOV Indeks	LH
94	100	98	-	-	-

Miostatien	
Q204X	0
NT821	0
F94L	0

OPMERKINGS: 7 months pregnant (24-06-26) In calf to LAR 21-400

LOGIX EBV Analise: 2026-06-17

VERSE

LOT 42 — *ARTHUR DE VILLIERS & SEUN*

AG 240076
2024-02-08
SP

Ouerskap	Vaar	Moer
DNS	✔	✔
Genomies		

- LAR 180004
  - LAR 140173 HH(c)
    - LAR 120033 HH(c)
    - LAR 100159 — OUD/KALW. 15/11; GEM. SI/KALW. 105/11
  - LAR 080225 — OUD/KALW. 17/12; GEM. SI/KALW. 101/12; TKP 384
    - LAR 030059
    - LAR 000290 — OUD/KALW. 8/6; GEM. SI/KALW. 106/6
- AG 160765 — OUD/KALW. 9/7; GEM. SI/KALW. 100/7; TKP 430
  - AG 110192
    - VV 070012
    - AG 030031 — OUD/KALW. 23/8; GEM. SI/KALW. 99/8
  - AG 100421 — OUD/KALW. 14/12; GEM. SI/KALW. 98/12; TKP 376
    - CEF 050503
    - AG 030241 — OUD/KALW. 13/11; GEM. SI/KALW. 98/10

Geboortegemak Waarde	Speenkalf Waarde	Vrugbaarheids-waarde	Onderhouds-waarde	Koeiwaarde	Groei-waarde	Karkas-waarde
108	122	97	102	118	118	122

Kalf en Moeder			Vrugbaarheid				Na-Speen Groei			Raam			Karkas		
Geb. Dir.	Spn. Dir.	Spn. Mat.	Skr. Omtr.	Vers Vrugb.	Koei Vrugb.	Lankl.	Na-Speen	GDT	VOV	Volw. Gewig	Hoogte	Lengte	OSO	Vet	Mar
104	117	94	128	100	88	114	111	116	107	97	96	115	124	96	106

Spn. Indeks	365D Indeks	540D Indeks	GDT Indeks	VOV Indeks	LH
115	101	-	-	-	-

Miostatien	
Q204X	0
NT821	Nie Getoets
F94L	Nie Getoets

OPMERKINGS: 8 Maande dragtig (24-06-26) Bul AG 21-493.

LOGIX EBV Analise: 2026-06-17

LOT 43 — *THINUS MARITZ BOERDERY*

TMB 240163
2024-07-31
SP

Ouerskap	Vaar	Moer
DNS	✔	✔
Genomies		

- DAJ 200069 HH(c)
  - DAJ 180072
    - TOR 070049
    - DAJ 150169 — OUD/KALW. 10/7; GEM. SI/KALW. 103/7
  - DAJ 180024 — OUD/KALW. 8/6; GEM. SI/KALW. 100/6; TKP 385
    - AG 120131
    - DAJ 120180 — OUD/KALW. 13/11; GEM. SI/KALW. 97/11
- TMB 220262 — OUD/KALW. 3/2; GEM. SI/KALW. 102/2; TKP 418
  - LAR 170394 HH(c)
    - LAR 140064 HH(c)
    - LAR 110195 — OUD/KALW. 14/11; GEM. SI/KALW. 102/10
  - TMB 160647 — OUD/KALW. 9/8; GEM. SI/KALW. 108/7; TKP 362
    - CEF 100418
    - TMB 140337 — OUD/KALW. 4/3; GEM. SI/KALW. 102/2

Geboortegemak Waarde	Speenkalf Waarde	Vrugbaarheids-waarde	Onderhouds-waarde	Koeiwaarde	Groei-waarde	Karkas-waarde
111	99	102	121	103	88	94

Kalf en Moeder			Vrugbaarheid				Na-Speen Groei			Raam			Karkas		
Geb. Dir.	Spn. Dir.	Spn. Mat.	Skr. Omtr.	Vers Vrugb.	Koei Vrugb.	Lankl.	Na-Speen	GDT	VOV	Volw. Gewig	Hoogte	Lengte	OSO	Vet	Mar
112	96	89	93	109	91	112	98	91	88	83	77	89	90	110	104

Spn. Indeks	365D Indeks	540D Indeks	GDT Indeks	VOV Indeks	LH
96	102	103	-	-	-

Miostatien	
Q204X	0
NT821	0
F94L	0

OPMERKINGS: 6 Maande dragtig (24-06-26) KI datum 29 Okt 25. KI bul WVZ 22-27. Opvolgbul TMB 24-427. Bul in 30 Okt 25 en uit 31 Jan 26.

LOGIX EBV Analise: 2026-06-17

PREGNANT HEIFERS

LOT 44 — *BOSCHOEK BONSMARAS*

AH 240016
2024-03-24
SP

Parentage	Sire	Dam
DNA	✔	✔
Genomic		

- AH 210045 HH(c)
  - LAR 170467 HH(c)
    - LAR 140064 HH(c)
    - LAR 120050 HH(c) — AGE/CALV. 12/9, AVG. WI/CALV. 104/9
  - GEL 150131 HH(c) — AGE/CALV. 10/7, AVG. WI/CALV. 100/6, ICP 423
    - SYF 100078
    - GEL 120111 — AGE/CALV. 5/2, AVG. WI/CALV. 95/1
- AH 180002 — AGE/CALV. 8/5, AVG. WI/CALV. 105/5, ICP 409
  - AG 110061
    - FCT 060109
    - AG 030203 — AGE/CALV. 13/11, AVG. WI/CALV. 100/11
  - AH 150101 — AGE/CALV. 10/9, AVG. WI/CALV. 95/8, ICP 381
    - AG 070434
    - AH 110055 — AGE/CALV. 5/2, AVG. WI/CALV. 101/2

Calving Ease Value	Weaner Calf Value	Fertility Value	Maintenance Value	Cow Value	Growth Value	Carcass Value
90	106	90	91	97	117	121

Calf and Mother			Fertility				Post-Wean Growth			Frame			Carcass		
Birth Dir.	Wean Dir.	Wean Mat.	Scr. Circ.	Heifer Fert.	Cow Fert.	Longev.	Post Wean	ADG	FCR	Mature Weight	Height	Length	EMA	Fat	Mar
92	112	97	101	82	90	112	117	114	103	109	96	107	114	116	110

Wean Index	365D Index	540D Index	ADG Index	FCR Index	LH
128	-	115	-	-	-

Myostatin	
Q204X	0
NT821	0
F94L	0

REMARKS: Dragtig 6 maande (24-06-26) KI op 19 Nov 2025 met AG 15-215. Opvolgbulle AH 23-175, AH 23-208.

LOGIX EBV Analysis: 2026-06-17

LOT 45 — *BOSCHOEK BONSMARAS*

AH 240056
2024-06-07
SP

Parentage	Sire	Dam
DNA	✔	
Genomic		

- LAR 170292 HH(c)
  - LAR 140173 HH(c)
    - LAR 120033 HH(c)
    - LAR 100159 — AGE/CALV. 15/11, AVG. WI/CALV. 105/11
  - LAR 120140 — AGE/CALV. 13/11, AVG. WI/CALV. 94/11, ICP 361
    - AG 070457
    - LAR 040209 — AGE/CALV. 19/16, AVG. WI/CALV. 98/15
- AH 200069 HH(c) — AGE/CALV. 5/4, AVG. WI/CALV. 104/3, ICP 390
  - LAR 140173 HH(c)
    - LAR 120033 HH(c)
    - LAR 100159 — AGE/CALV. 15/11, AVG. WI/CALV. 105/11
  - AH 180052 — AGE/CALV. 8/5, AVG. WI/CALV. 113/4, ICP 494
    - LAR 120174 HH(c)
    - AH 140093 — AGE/CALV. 7/3, AVG. WI/CALV. 109/3

Calving Ease Value	Weaner Calf Value	Fertility Value	Maintenance Value	Cow Value	Growth Value	Carcass Value
121	106	104	136	112	99	88

Calf and Mother			Fertility				Post-Wean Growth			Frame			Carcass		
Birth Dir.	Wean Dir.	Wean Mat.	Scr. Circ.	Heifer Fert.	Cow Fert.	Longev.	Post Wean	ADG	FCR	Mature Weight	Height	Length	EMA	Fat	Mar
120	95	86	94	113	82	128	96	99	88	69	56	80	127	73	95

Wean Index	365D Index	540D Index	ADG Index	FCR Index	LH
106	93	94	-	-	-

Myostatin	
Q204X	0
NT821	0
F94L	0

REMARKS: Dragtig 6 maande (24-06-26) KI op 19 Nov 2025 met SBJ 20-14. Opvolgbulle AH 23-175, AH 23-208.

LOGIX EBV Analysis: 2026-06-17

LOT 46 — *ARTHUR DE VILLIERS & SEUN*

AG 240092
2024-02-17
SP

Parentage	Sire	Dam
DNA	✔	✔
Genomic		

- AG 200661 HH(c)
  - GJN 160011
    - AG 120062 HH(c)
    - GJN 110343 — AGE/CALV. 11/9, AVG. WI/CALV. 104/9
  - AG 160888 HH(c) — AGE/CALV. 9/8, AVG. WI/CALV. 106/7, ICP 369
    - AG 110192
    - AG 050406 — AGE/CALV. 13/10, AVG. WI/CALV. 105/10
- AG 200217 — AGE/CALV. 5/3, AVG. WI/CALV. 102/3, ICP 445
  - LAR 160211 HH(c)
    - LAR 130055
    - LAR 120106 — AGE/CALV. 12/7, AVG. WI/CALV. 98/7
  - AG 160518 — AGE/CALV. 9/7, AVG. WI/CALV. 99/6, ICP 398
    - ADV 100285
    - AG 070553 — AGE/CALV. 12/9, AVG. WI/CALV. 102/9

Calving Ease Value	Weaner Calf Value	Fertility Value	Maintenance Value	Cow Value	Growth Value	Carcass Value
92	102	111	94	106	92	99

Calf and Mother			Fertility				Post-Wean Growth			Frame			Carcass		
Birth Dir.	Wean Dir.	Wean Mat.	Scr. Circ.	Heifer Fert.	Cow Fert.	Longev.	Post Wean	ADG	FCR	Mature Weight	Height	Length	EMA	Fat	Mar
93	106	103	114	113	100	114	109	94	95	105	89	97	92	99	94

Wean Index	365D Index	540D Index	ADG Index	FCR Index	LH
100	107	-	-	-	-

Myostatin	
Q204X	0
NT821	Not Tested
F94L	Not Tested

REMARKS: 6 Maande draftig. (24-06-26). Meerbulparing. Sal per DNA bevestig.

LOGIX EBV Analysis: 2026-06-17

DRAGTIGE VERSE

LOT 47 — *THINUS MARITZ BOERDERY*

TMB 240233
2024-08-20
SP

Ouerskap	Vaar	Moer
DNS	✔	
Genomies		

- DAJ 200069 HH(c)
  - DAJ 180072
    - TOR 070049
    - DAJ 150169 — OUD/KALW. 10/7, GEM. SI/KALW. 103/7
  - DAJ 180024 — OUD/KALW. 8/6, GEM. SI/KALW. 100/6, TKP 385
    - AG 120131
    - DAJ 120180 — OUD/KALW. 13/11, GEM. SI/KALW. 97/11
- TMB 200127 — OUD/KALW. 6/4, GEM. SI/KALW. 104/4, TKP 350
  - CEF 160525 HH(c)
    - CEF 100304 HH(c)
    - CEF 060136 — OUD/KALW. 14/12, GEM. SI/KALW. 96/11
  - TMB 150154 — OUD/KALW. 11/10, GEM. SI/KALW. 106/8, TKP 363
    - FCT 080118
    - TMB 100103 — OUD/KALW. 10/7, GEM. SI/KALW. 104/6

Geboortegemak Waarde	Speenkalf Waarde	Vrugbaarheids-waarde	Onderhouds-waarde	Koeiwaarde	Groei-waarde	Karkas-waarde
100	107	96	99	103	94	102

Kalf en Moeder			Vrugbaarheid				Na-Speen Groei			Raam			Karkas		
Geb. Dir.	Spn. Dir.	Spn. Mat.	Skr. Omtr.	Vers Vrugb.	Koei Vrugb.	Lankl.	Na-Speen	GDT	VOV	Volw. Gewig	Hoogte	Lengte	OSO	Vet	Mar
99	109	94	85	97	89	113	103	97	94	100	83	99	88	113	110

Spn. Indeks	365D Indeks	540D Indeks	GDT Indeks	VOV Indeks	LH
107	103	104	-	-	-

Miostatien	
Q204X	0
NT821	0
F94L	0

OPMERKINGS: Sewe maande dragtig (24-06-26). KI datum 29 Okt 25. KI bul JG 21-286. Opvolgbulle FDS 22-144 en TMB 24-305. Bulle in 30 Okt 25 bulle uit 31 Jan 26

LOGIX EBV Analise: 2026-06-17

LOT 48 — *UP GEORGE FARMS CC*

LAR 230138
2023-09-04
SP

Ouerskap	Vaar	Moer
DNS		
Genomies		

- LAR 200058
  - LAR 170263 HH(c)
    - LAR 140173 HH(c)
    - LAR 110082 — OUD/KALW. 14/12, GEM. SI/KALW. 106/11
  - LAR 170023 — OUD/KALW. 5/2, GEM. SI/KALW. 110/2, TKP 434
    - AJF 120346
    - LAR 140199 — OUD/KALW. 6/3, GEM. SI/KALW. 107/3
- LAR 190386 — OUD/KALW. 6/4, GEM. SI/KALW. 101/3, TKP 375
  - LAR 160225
    - WAT 110394
    - LAR 130176 — OUD/KALW. 8/4, GEM. SI/KALW. 101/4
  - LAR 120311 — OUD/KALW. 12/10, GEM. SI/KALW. 101/9, TKP 380
    - LAR 090210
    - LAR 070189 — OUD/KALW. 6/3, GEM. SI/KALW. 106/3

Geboortegemak Waarde	Speenkalf Waarde	Vrugbaarheids-waarde	Onderhouds-waarde	Koeiwaarde	Groei-waarde	Karkas-waarde
99	122	100	93	117	122	123

Kalf en Moeder			Vrugbaarheid				Na-Speen Groei			Raam			Karkas		
Geb. Dir.	Spn. Dir.	Spn. Mat.	Skr. Omtr.	Vers Vrugb.	Koei Vrugb.	Lankl.	Na-Speen	GDT	VOV	Volw. Gewig	Hoogte	Lengte	OSO	Vet	Mar
99	123	94	108	108	81	123	122	119	112	106	100	116	124	103	99

Spn. Indeks	365D Indeks	540D Indeks	GDT Indeks	VOV Indeks	LH
102	103	105	-	-	-

Miostatien	
Q204X	0
NT821	0
F94L	0

OPMERKINGS: 7 Months pregnant (24-06-26). In calf to LAR 23-96. 4 Star heifer.

LOGIX EBV Analise: 2026-06-17

LOT 49 — *BOSCHOEK BONSMARAS*

AH 240012
2024-02-11
SP

Ouerskap	Vaar	Moer
DNS	✔	✔
Genomies		

- LAR 170358 HH(c)
  - JRP 110073
    - LAR 060015
    - JRP 070008 — OUD/KALW. 5/3, GEM. SI/KALW. 106/3
  - LAR 100159 — OUD/KALW. 15/11, GEM. SI/KALW. 105/11, TKP 415
    - LAR 080054
    - LAR 020268 — OUD/KALW. 17/14, GEM. SI/KALW. 104/13
- GEL 170126 — OUD/KALW. 8/4, GEM. SI/KALW. 95/4, TKP 519
  - GEL 150249
    - ADV 120303
    - GEL 100010 — OUD/KALW. 8/5, GEM. SI/KALW. 99/5
  - GEL 080080 — OUD/KALW. 13/9, GEM. SI/KALW. 99/9, TKP 380
    - ADV 050053
    - GEL 050115 — OUD/KALW. 12/11, GEM. SI/KALW. 97/10

Geboortegemak Waarde	Speenkalf Waarde	Vrugbaarheids-waarde	Onderhouds-waarde	Koeiwaarde	Groei-waarde	Karkas-waarde
116	103	110	114	109	91	100

Kalf en Moeder			Vrugbaarheid				Na-Speen Groei			Raam			Karkas		
Geb. Dir.	Spn. Dir.	Spn. Mat.	Skr. Omtr.	Vers Vrugb.	Koei Vrugb.	Lankl.	Na-Speen	GDT	VOV	Volw. Gewig	Hoogte	Lengte	OSO	Vet	Mar
112	106	71	102	112	97	117	107	93	80	87	73	85	104	106	105

Spn. Indeks	365D Indeks	540D Indeks	GDT Indeks	VOV Indeks	LH
100	-	101	-	-	-

Miostatien	
Q204X	0
NT821	0
F94L	0

OPMERKINGS: Dragtig 5 maande (24-06-26) KI op 19 Nov 2025 met SBJ 20-14. Opvolgbulle AH 23-175, AH 23-208.

LOGIX EBV Analise: 2026-06-17

PREGNANT HEIFERS

LOT 50 — *THINUS MARITZ BOERDERY*

TMB 240224
2024-08-19
SP

Parentage	Sire	Dam
DNA	✔	
Genomic		

- TMB 200231 HH(c)
  - CEF 130317 HH(c)
    - CEF 110301 HH(c)
    - CEF 100161 — AGE/CALV. 13/9 — AVG. WI/CALV. 103/7
  - TMB 180646 — AGE/CALV. 2/1 — AVG. WI/CALV. 96/1 — ICP -
    - TMB 160299 HH(c)
    - TMB 150338 — AGE/CALV. 10/9 — AVG. WI/CALV. 101/9
- TMB 180535 — AGE/CALV. 7/6 — AVG. WI/CALV. 100/6 — ICP 383
  - PER 100019 HH(c)
    - VV 040046 HH(c)
    - PER 060138 — AGE/CALV. 7/5 — AVG. WI/CALV. 108/4
  - TMB 140381 — AGE/CALV. 11/10 — AVG. WI/CALV. 102/10 — ICP 372
    - FCT 080118
    - TMB 110136 — AGE/CALV. 9/7 — AVG. WI/CALV. 92/7

Calving Ease Value	Weaner Calf Value	Fertility Value	Maintenance Value	Cow Value	Growth Value	Carcass Value
105	127	107	93	126	134	134

Calf and Mother			Fertility				Post-Wean Growth			Frame			Carcass		
Birth Dir.	Wean Dir.	Wean Mat.	Scr. Circ.	Heifer Fert.	Cow Fert.	Longev.	Post Wean	ADG	FCR	Mature Weight	Height	Length	EMA	Fat	Mar
103	124	95	132	113	91	116	127	132	128	106	120	121	111	129	118

Wean Index	365D Index	540D Index	ADG Index	FCR Index	LH
113	107	109	-	-	-

Myostatin	
Q204X	0
NT821	0
F94L	0

REMARKS: 5 Maande dragtig (24-06-26). KI bul KVB 18-83. KI datum 29 Okt 25. Opvolgbulle BDX 21-37 en TMB 24-54. Bulle in 30 Okt 25 en uit 31 Jan 26.

LOGIX EBV Analysis: 2026-06-17

LOT 51 — *BOSCHOEK BONSMARAS*

AH 240082
2024-07-06
B

Parentage	Sire	Dam
DNA	✔	
Genomic		

- LAR 170358 HH(c)
  - JRP 110073
    - LAR 060015
    - JRP 070008 — AGE/CALV. 5/3 — AVG. WI/CALV. 106/3
  - LAR 100159 — AGE/CALV. 15/11 — AVG. WI/CALV. 105/11 — ICP 415
    - LAR 080054
    - LAR 020268 — AGE/CALV. 17/14 — AVG. WI/CALV. 104/13
- AH 160095 — AGE/CALV. 10/7 — AVG. WI/CALV. 104/5 — ICP 407
  - LAR 080069
    - GCD 050148
    - LAR 050073 — AGE/CALV. 13/10 — AVG. WI/CALV. 100/8
  - AH 100056 — AGE/CALV. 7/4 — AVG. WI/CALV. 107/3 — ICP 435

Calving Ease Value	Weaner Calf Value	Fertility Value	Maintenance Value	Cow Value	Growth Value	Carcass Value
117	101	106	101	106	97	107

Calf and Mother			Fertility				Post-Wean Growth			Frame			Carcass		
Birth Dir.	Wean Dir.	Wean Mat.	Scr. Circ.	Heifer Fert.	Cow Fert.	Longev.	Post Wean	ADG	FCR	Mature Weight	Height	Length	EMA	Fat	Mar
114	104	83	102	111	94	114	108	97	82	98	76	92	96	108	112

Wean Index	365D Index	540D Index	ADG Index	FCR Index	LH
104	108	-	-	-	-

Myostatin	
Q204X	0
NT821	0
F94L	0

REMARKS: Dragtig 6 maande (24-06-26) KI op 19 Nov 2025 met SBJ 20-14. Opvolgbulle AH 23-175, AH 23-208.

LOGIX EBV Analysis: 2026-06-17

Bonsmara SA Cattle Breeders' Society

© Compiled by the South African Stud Book and Livestock Improvement Association
All Pedigree- and Performance Data has been certified as correct

Dier Info				Actual Values					Expected Breeding Values											Indices			Dam		
LOT	Animal ID	Sex	SEC	Birth Wt (kg)	205d Wt (kg)	CCB *Ratio*	Length Height *Ratio*	Scr. Circ. *(mm)*	Birth Dir (kg)	Birth Mat (kg)	Wean Dir (kg)	Wean Mat (kg)	Post Wean (kg)	Mature Weight. (kg)	ADG (g/d)	FCR (kg:kg)	Scr. Circ. (mm)	Height. (mm)	Length (mm)	Wean	ADG	Scr. Circ.	Avg. Wean Index	Nr. Calves	Repr. Index
			Breed Average						0.98	-0.28	14.9	3.6	24	22	79	-37	12.7	-3.0	14.0						
			Auction Average	33	250	6.14	1.29	357	0.55	-0.62	19.0	-0.8	37	16	92	-29	13.3	-17	9	102	102	101	100	6.0	108
1	AH 230090	M	SP	35	283	6	1.29	405	0.45	-1.85	27.2	-5.9	47.5	20.3	112	-33	35.2	-22	8	106	102	138	104	8	97
2	AH 230112	M	SP	40	284	7.46	1.33	335	2.34	-0.85	28.9	-2.1	53.4	46.1	69	-5	10.7	-20	14	104	115	97	103	4	104
3	AH 230065	M	SP	40	266	6.83	1.27	409	3.42	0.16	21.0	-0.5	38.9	27.7	110	-53	28.9	-14	10	108	100	128	104	10	110
4	AH 230062	M	SP	32	223	6.27	1.31	341	1.22	-0.21	13.4	-4.7	27.5	10.8	86	-23	2.5	-32	-10	92	120	83	90	10	110
5	AH 230027	M	SP	31	259	8.56	1.27	341	-0.13	-0.99	10.8	-1.9	18.0	-18.8	57	-23	-5.8	-17	-2	91	98	69	88	4	112
6	AH 240018	M	SP	35	264	7.53	1.29	361	0.06	-0.59	19.8	0.1	44.6	15.3	121	-28	16.4	-23	9	93	103	106	94	4	109
7	AH 230174	M	SP	33	235	6.15	1.33	378	1.12	-0.21	22.4	-2.2	50.0	31.2	178	-63	25.4	-6	31	99	121	122	95	4	96
8	AH 230191	M	SP	37	240	6.78	1.28	326	1.77	-0.03	11.6	-3.3	21.9	7.7	123	-40	-2.1	-12	2	103	123	75	96	12	107
9	AH 230175	M	SP	31	237	6.22	1.28	364	-0.50	-0.25	18.4	-0.6	39.4	8.2	122	-37	19	-28	5	101	114	111	103	5	108
10	AH 230114	M	SP	31	268	4.91	1.30	348	-1.24	-1.64	21.3	-5.6	45.7	37.4	102	-12	10.3	-38	-4	101	113	96	102	7	107
11	AH 230185	M	SP	33	247	6.13	-	-	1.63	-0.51	15.6	-2.2	31.8	21.9	141	-30	.1	-9	14	109	-	79	101	6	108
12	AH 230077	M	SP	34	275	5.87	1.28	381	-0.22	-1.26	26.2	-4.8	46.9	33.1	87	-18	25.6	-19	12	103	92	122	98	8	107
13	AH 230172	M	SP	31	233	6.03	1.26	350	-1.41	-0.90	8.0	2.2	16.7	-17.5	22	-17	4.4	-26	-8	99	91	86	103	9	115
14	AH 230163	M	SP	35	230	6.57	1.29	344	-0.55	-1.06	9.5	-4.1	13.3	-32.5	13	9	-5.3	-35	-18	96	90	70	98	11	114
15	AH 230193	M	SP	36	254	6.63	1.26	309	2.87	-1.07	20.1	-0.8	37.4	26.1	76	-21	-6.2	-15	6	111	101	68	103	9	113
16	AH 230115	M	SP	31	259	5.81	1.29	378	-0.05	-1.01	21.2	-4.1	37.6	18.7	55	-10	21.5	-26	-3	97	102	115	102	10	114
17	AH 230139	M	SP	36	238	6.62	1.27	353	-0.36	-0.66	16.1	-4.2	30.7	-10.4	23	30	13.6	-32	-12	99	94	101	100	10	111
18	AH 230143	M	SP	35	260	5.96	1.33	361	0.01	-1.13	26.8	1.9	52.2	30.3	124	-37	17.2	-16	19	110	95	108	111	6	115
19	AH 230049	M	SP	29	225	4.39	1.33	366	-0.39	-1.37	10.5	-1.1	18.7	-6.2	24	-14	4	-28	-3	94	94	85	98	7	101
20	AH 230122	M	SP	31	296	5.64	1.29	337	-0.52	-1.54	27.1	-5.5	45.0	31.3	57	-10	9.3	-19	8	103	98	94	103	2	101
21	AH 230019	M	SP	29	261	6.29	1.26	342	-0.48	-1.25	20.8	-4.0	42.1	19.5	83	-19	13.4	-23	5	92	96	101	96	3	96
22	AH 230190	M	SP	33	230	6.64	1.26	366	1.45	0.42	15.1	1.3	32.0	20.2	89	-26	20.8	-5	14	100	111	114	103	3	106
23	AH 230136	M	SP	34	287	5.3	1.25	390	-0.36	-1.26	17.2	1.8	29.5	18.4	92	-60	21.7	3	19	98	91	115	97	4	103
24	AH 230198	M	SP	35	231	6.28	-	-	-0.29	-0.70	16.2	-6.6	28.9	6.9	62	-38	3.4	-24	-5	100	-	84	99	9	109
25	AH 230148	M	SP	39	241	6.28	1.32	348	0.13	-0.68	23.5	-2.9	48.8	29.3	110	-16	11	-15	15	99	96	97	99	10	114

Bonsmara SA Cattle Breeders' Society

© Compiled by the South African Stud Book and Livestock Improvement Association
All Pedigree- and Performance Data has been certified as correct

Dier Info				Werklike Syfers					Verwagte Teelwaardes											Indekse			Moeder		
LOT	Dier ID	Geslag	AFD	Geb. Gewig (kg)	205d Gewig (kg)	KKG *Verh.*	Lengte Hoogte *Verh.*	Skr. Omtr. *(mm)*	Geb Dir (kg)	Geb Mat (kg)	Spn Dir (kg)	Spn Mat (kg)	Na-Spn (kg)	Volw. Gewig (kg)	GDT (g/d)	VOV (kg:kg)	Skr. Omtr. (mm)	Hoogte (mm)	Lengte (mm)	Spn.	GDT	Skr. Omtr.	Gem. Spn. Indeks	Aant. Kalw.	Repr. Indeks
		Ras Gemiddeld							0.98	-0.28	14.9	3.6	24	22	79	-37	12.7	-3.0	14.0						
		Aanbod Gemiddeld		33	250	6.14	1.29	357	0.55	-0.62	19.0	-0.8	37	16	92	-29	13.3	-17	9	102	102	101	100	6.0	108
26	AH 230064	M	SP	34	266	5.65	1.27	332	0.90	-0.81	19.7	4.6	39.9	5.0	92	-33	3.2	-15	17	111	99	84	112	5	98
27	AH 230083	M	SP	40	270	6.33	1.27	349	1.68	-0.41	13.3	-0.4	19.5	5.1	25	-8	5.2	-17	-4	98	103	87	95	7	110
28	AH 230170	M	SP	31	220	5.87	-	-	-1.58	-1.18	10.5	-5.5	17.3	-34.0	31	-23	4	-28	-10	93	-	85	97	10	110
30	AG 220469	V	SP	36	231	-	-	-	1.78	-0.13	15.1	7.8	30.0	0.9	119	-44	13.4	-1	18	101	-	101	105	6	122
31	AH 230146	V	SP	32	274	6.46	-	-	0.98	0.32	19.8	-2.3	28.4	22.8	59	-21	12.3	-21	4	111	-	99	105	2	91
32	AH 230187	V	SP	31	245	5.86	-	-	1.16	-0.47	25.4	-1.1	47.7	35.4	129	-45	15.3	-10	23	111	-	104	100	9	113
33	AH 220162	V	SP	34	218	5.14	-	-	1.79	-0.51	18.5	0.8	39.4	31.0	131	-58	21	-13	7	99	-	114	93	9	109
34	AH 230156	V	SP	30	223	5.15	-	-	0.26	-0.90	26.9	-5.4	53.7	41.6	125	-33	18.1	-19	19	103	-	109	95	5	118
35	AH 230134	V	SP	31	262	5.87	-	-	0.21	-0.62	16.5	5.3	34.9	12.5	65	-26	8.7	-13	12	106	-	93	106	2	118
36	TMB 240267	V	SP	38	288	7.06	-	-	1.18	0.09	23.9	3.1	55.7	32.6	186	-74	27.5	9	24	110	-	125	99	8	120
37	LAR 230196	V	SP	32	224	-	-	-	2.82	-0.84	27.0	3.8	55.9	39.0	130	-49	15.7	-11	27	103	-	105	107	3	100
38	AG 230338	V	SP	28	246	-	-	-	-0.38	-0.55	10.8	5.2	23.5	4.1	83	-23	8.2	-5	8	106	-	92	99	5	120
39	AH 240022	V	SP	32	248	6.4	-	-	0.16	-0.17	21.8	-1.8	45.6	15.5	132	-43	20.7	-22	15	99	-	114	95	3	96
40	AH 240047	V	SP	33	248	5.65	-	-	0.82	0.41	20.0	-2.9	39.5	20.3	73	-21	20.1	-17	11	98	-	113	104	10	110
41	LAR 230206	V	SP	28	202	-	-	-	0.83	0.00	15.1	2.5	34.0	28.2	103	-46	16.7	-14	10	94	-	107	105	11	111
42	AG 240076	V	SP	28	234	5.54	-	-	0.54	-0.87	24.1	1.7	39.3	17.1	140	-49	29.2	-6	27	115	-	128	100	7	109
43	TMB 240163	V	SP	26	244	6.93	-	-	-0.22	-0.22	12.9	0.4	26.2	-2.4	46	-17	8.4	-21	4	96	-	93	102	2	122
44	AH 240016	V	SP	36	276	6.23	-	-	1.79	0.03	21.4	2.6	45.3	35.6	132	-41	13.5	-6	20	128	-	101	105	5	102
45	AH 240056	V	SP	33	265	5.87	-	-	-1.04	-0.47	12.4	-0.7	23.8	-23.1	75	-18	9	-38	-4	106	-	94	104	4	112
46	AG 240092	V	SP	32	212	-	-	-	1.75	-0.15	18.0	4.5	36.7	29.6	57	-28	20.9	-11	11	100	-	114	102	3	109
47	TMB 240233	V	SP	33	276	6	-	-	1.04	-0.37	19.6	1.8	31.0	21.6	68	-27	3.8	-16	12	107	-	85	104	4	115
48	LAR 230138	V	SP	30	238	-	-	-	1.06	-0.18	26.9	1.9	50.3	31.6	152	-57	17.5	-3	28	102	-	108	101	4	108
49	AH 240012	V	SP	31	218	5.75	-	-	-0.27	-1.23	18.0	-5.0	35.4	3.0	51	-4	13.9	-24	0	100	-	102	95	4	86
50	TMB 240224	V	SP	35	292	7.01	-	-	0.63	-0.59	27.4	2.2	56.1	31.5	197	-82	31.7	12	32	113	-	132	100	6	118
51	AH 240082	V	B	30	258	4.41	-	-	-0.45	-0.80	16.8	-1.5	36.9	19.6	67	-7	14.2	-22	7	104	-	102	104	7	105

© Compiled by the South African Stud Book and Livestock Improvement Association
All Pedigree- and Performance Data has been certified as correct

EXPLANATION OF CATALOGUE ABBREVIATIONS		VERDUIDELIKING VAN KATALOGUS AFKORTINGS	
Lot Number	LOT	LOT	Lot Nommer
Estimated breeding value	EBV	EBV	Beraamde teelwaarde
Parentage verification	Parentage	Ouerskap	Ouerskap verifikasie
Age in years / Number of calvings	AGE. / CALV.	OUD. / KALF.	Ouderdom in jaar / Aantal kalwings
Average Wean index / Number of calves weaned	Ave WI / CALV.	GEM SI / KALF.	Gemiddelde speen indeks / Aantal kalwers gespeen
Animal identification number	ID	ID	Dier se identifikasie nommer
Herd Book Section	SEC	AFD	Kuddeboek Afdeling
Herd Book Section: Pending Registration	PEN	PEN	Kuddeboek Afdeling: Wag vir Registrasie
Herd Book Section: Not for Registration	NFR	NFR	Kuddeboek Afdeling: Nie vir Registrasie
Herd Book Section: Foundation Generation	FO	FO	Kuddeboek Afdeling: Fondasie Generasie
Herd Book Section: Appendix A	A	A	Kuddeboek Afdeling: Aanhangsel A
Herd Book Section: Appendix B	B	B	Kuddeboek Afdeling: Aanhangsel B
Herd Book Section: Studbook Proper, a registered animal	SP	SP	Kuddeboek Afdeling: Studbook Proper, 'n geregistreerde dier
Genomically Tested	GT	GT	Genomies Getoets
Homozygous Horned (Celtic test)	HH(c)	HH(c)	Homosigoties horings (Celtic toets)
Homozygous Polled (Celtic test)	PP(c)	PP(c)	Homosigotiets Poena (Celtic toets)
Heterozygous Polled (Celtic test)	Pp(c)	Pp(c)	Heterosigoties Poena (Celtic toets)
Phenotypically Polled	P	P	Fenotipies Poena
Intercalving Period	ICP	TKP	Tussen-Kalf Periode
Birth Direct breeding value	Birth Dir.	Geb. Dir	Geboorte Direk teelwaarde
Wean Direct breeding value	Wean Dir.	Spn. Dir.	Speen Direk teelwaarde
Wean Maternal breeding value	Wean Mat.	SPn. Mat.	Speen Maternaal teelwaarde
Scrotal Circumference	Scr. Circ.	Skr. Omt.	Skrotum omtrek
Heifer Fertility	Heifer Fert.	Vers Vrugb.	Vers Vrugbaarheid
Cow Fertility	Cow Fert.	Koei Vrugb.	Koei Vrugbaarheid
Longevity	Longev.	Lankl.	Lanklewendheid
Mature Weight	Mat. Wt.	Volw. Gewig	Volwasse gewig
Average Daily Gain (g/day)	ADG	GDT	Gemiddelde Daaglikse Toename
Feed Conversion Ratio (kg:kg)	FCR	VOV	Voeromset Verhouding
Eye Muscle Area	EMA	OSO	Oogspier grootte
Backfat Thickness	Fat	Vet	Rugvet Diepte
Marbeling (intra-muscular fat)	Mar	Mar	Marmering (binne-spierse vet)
365-day weight index	365D Index	365D Indeks	365-dae gewig indeks
540-day weight index	540D Index	540D Indeks	540-dae gewig indeks
Length-Height ratio	LH	LH	Lengte-Hoogte Verhouding
Actual Birth weight	Birth Wt.	Geb. gewig	Werklike Geboorte gewig
205-day Dam-age corrected weight	205d Wt.	205d gewig	205-dag Moeder-ouderdom gekorrigeerde gewig
Cow-Calf Birth Ratio	CCG	KKG	Koei-Kalf Geboorte Verhouding
Cow-Calf Wean Ratio	CCW	KKS	Koei-Kalf Speen Verhouding
Average Weaning Index	Avg. Wean Index	Gem. Spn. Indeks	Gemiddelde speen indeks
Number of Calves	Nr. Calves	Aant. Kalw.	Aantal kalwers
Reproduction Index	Repr. Index	Repr. Indeks	Reproduksie indeks
Animal sex: M - Male, F - Female	M / F	M / V	Dier geslag: M - Manlik, V - Vroulik