AMPTELIKE VEILINGSKATALOGUS VIR / OFFICIAL AUCTION CATALOGUE FOR

KAROOVELD BONSMARAS

Veilingsdatum / Auction Date:
15 September 2026

Data soos op / Data as on:
18 August 2026

BONSMARA SA

SA STAMBOEK STUD BOOK

SALES UNDER AUSPICES OF BONSMARA SA

Bonsmara stud breeding is subject to the stipulations of the Livestock Improvement Act and conforms to the standards of Bonsmara SA. The Society therefore has the right to implement certain controls to ensure the accuracy of information regarding Parentage, Performance and Estimated Breeding Values.

Information regarding Parentage, Performance and Estimated Breeding Values of animals, as supplied by the breeder, have been verified and compared to the official database of LOGIX BEEF. Bonsmara SA therefore, confirms the accuracy of such information.

To the knowledge of the Society these controls have been carried out accurately. However, the Society does not take any responsibility for incorrect information through printing errors or incorrect information provided by the breeder.

Animals on such sales have been visually screened by Inspectors of Bonsmara SA and comply with the Bonsmara Minimum Breed Standards as stipulated by the Society.

The Society DOES NOT have any control over:

- Immunization and health status of animals
- Pregnancy status of cows and heifers
- Suitability of a bull for breeding
- Fertility status as well as venereal diseases and
- Commercial animals

Since the above is not classified as information regarding Parentage, Performance and Estimated Breeding Values, it DOES NOT fall within the jurisdiction of the meaning "Under the Auspices of Bonsmara SA".

VEILINGS ONDER BESKERMING VAN BONSMARA SA

Bonsmara stoetteling wat onderhewig is aan die bepalings van die Veeverbeteringswet, vind plaas onder die vaandel van Bonsmara SA. Daarom behou die Genootskap hom die reg voor om kontroles volgens bepaalde prosedures uit te oefen ten opsigte van Ouerskap inligting, Prestasiedata en Beraamde Teelwaardes.

Ouerskap inligting, Prestasiedata en Beraamde Teelwaardes soos deur die teler voorsien vir die doel van hierdie katalogus, is gekontroleer en vergelyk met die amptelike databasis soos gehou deur LOGIX BEEF. Bonsmara SA bevestig dus die korrektheid van sodanige inligting.

Alhoewel die kontroles na die beste wete van die Genootskap gedoen is, kan die Genootskap egter nie verantwoordelik gehou word vir foutiewe inligting as gevolg van drukkersfoute of verkeerde inligting deur die telers verskaf nie.

Diere wat op hierdie veilings aangebied word, is onderwerp aan 'n proses van visuele inspeksie deur Keurders van Bonsmara SA en voldoen aan die Bonsmara Minimum Rasstandaarde soos bepaal deur die Genootskap.

Die Genootskap het egter GEEN beheer oor:

- Immunisering en gesondheidstatus van diere
- Dragtigheidstatus van koeie en verse
- Teelgeskiktheid van bulle
- Vrugbaarheidstatus, asook geslagsiektes en
- Kommersiële diere nie.

Aangesien bogenoemde nie val onder die bedoeling met Ouerskap inligting, Prestasiedata en Beraamde Teelwaardes nie, sorteer dit NIE onder die jurisdiksie van die bedoeling "Onder beskerming van Bonsmara SA" nie.

© Compiled by the South African Stud Book and Livestock Improvement Association
All Pedigree- and Performance Data has been certified as correct

ANIMAL AND PEDIGREE INFORMATION

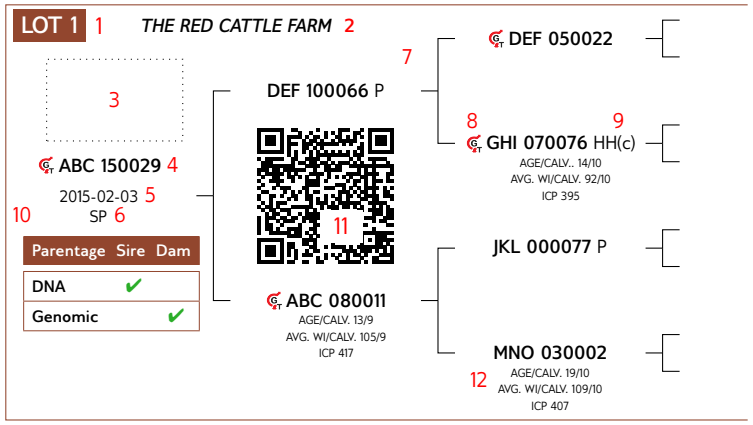

1. Lot Number
2. Owner of the animal
3. Herd's logo (if available)
4. Animal Identification Number
5. Birth date
6. Herd book section - NFR / PEN / F0 / A / B / SP
7. Four (4) generation pedigree
8. Genomic testing - it is indicated with the **GT** logo
9. Polled Status - the status will only be printed for animals that have been tested
10. Parentage Verification - a green tick (✔) indicates that the sire and/or dam has been verified via either microsatellite (DNA), or Genomic testing
11. QR Code - This code can be scanned with a smartphone or tablet. It redirects to the animal's information on **www.SABeefBulls.com** where all information for the animal is available.
12. Dam information
    - Age and Number of Calvings
    - Average Wean Index and Number of Calves Weaned
    - Intercalving Period

MYOSTATIN STATUS

The animal's status, if tested for myostatin variants, is indicated as follows:

- Not Tested
- 0 - Normal
- 1 - Heterozygous / Carrier of Double-Muscling gene
- 2 - Homozygous / Double-Muscled

LOGIX SELECTION VALUES

Calving Ease Value	Weaner Calf Value	Fertility Value	Maintenance Value	Cow Value	Growth Value	Carcass Value
109	98	111	99	101	98	103
1	2	3	4	5	6	7



5 LOGIX Cow Value

Selection of:

- Fertile cows,
- with low maintenance,
- that calf easily,
- and wean heavy calves relative to own weight

1 Calving Ease Value	EBVs Birth Direct & Maternal
Calf Growth Value	EBV Wean Direct
3 Fertility Value	EBVs Cow & Heifer Fertility, EBV Longevity
Milk Value	EBV Wean Maternal
4 Maintenance Value	EBVs Mature weight & Milk

2 LOGIX Weaner Calf Value

Selection for heavy weaners

Measurements: Weaning weight, Birth weight, and Mature weight

EBVs: Wean direct & maternal, Birth direct & maternal, Mature weight

6 LOGIX Growth Value

Selection for efficient growers on veld and in feedlot

Measurements: Phase C and D Growth test traits

EBVs: Weaning weight, End weight, ADG and Intake

7 LOGIX Carcass Value

Selection for higher meat yields on a carcass

Measurements: Phase C and D Growth test traits, RTU scanning traits

EBVs: End weight, Eye Muscle Area and Fat

HOW TO USE SELECTION VALUES

Sub-values sould also be compatible with your selection goal. Don't select only on the Cow Value

AVERAGE ANIMALS

(NO GROWTH EXTREMES)

- Selection Values 90 to 110
- Cow Value & Fertility Value average to high

A safe choice, as animals are profitble in most environments.

GROWERS

(GOOD ENVIRONMENT)

- Weaner Calf / Growth Value > 110
- Cow Value & Fertility Value average to high

Growers are heavier at birth (lower Calving Ease Value), and heavier at maturity (lower Maintenance Value).

LOW-MAINTENANCE ANIMALS

(HARSH ENVIRONMENT)

- Maintence Value > 110
- Cow Value & Fertility Value average to high

Lighter cows have a lower maintenance (higher Maintenance Value).

INTERPRETATION OF BREEDING VALUE INDICES AND SELECTION VALUES

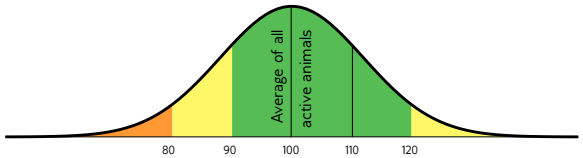

Average between 90 and 110, Acceptable between 80 and 120

EXPLANATION OF BREEDING VALUES AND SELECTION VALUES

		Traits		Description/Measurement	Goal	General Guidelines						
							<80	<90	90-110	>110	>120	
Selection Values	5	**Cow Value**	CV	Combination of Calving Ease, Calf Growth, Milk, Maintenance and Fertility Values (Rand-Value)	Profitable Cow	Loss						Profit
	1	**Calving Ease Value**	CEV	Risk for calving problems (calf too heavy) vs calf too small	Average birth weight	High						Low
		Calf Growth Value	CGrV	Calf's genetic ability for pre-weaning growth	Heavy weaner calf	Light						Heavy
		Milk Value	MlkV	Cow's genetic mothering and milking ability	Enough milk for the calf	Less						More
	4	**Maintenance Value**	MntV	Maintenance requirements of cow (cow weight and milk)	Low cow maintenance	High					*	Low
	3	**Fertility Value**	FertV	Fertility and retention of cows and heifers	Fertile cows	Low						High
	2	**Weaner Calf Value**	WnCV	Combination of calf's weight and cow's milk	Heavy weaner calves	Light						Heavy
	6	**Growth Value**	GV	Efficient growth on veld and in feedlot (Rand-value)	Profitable growth	Loss						Profit
	7	**Carcass Value**	VarcV	Meat on carcass (Weight and RTU EBVs)	More meat on the carcass	Less						More
		Production Value	PV	Combination of Cow- and Growth values (Rand-value)	Profitable animals	Loss						Profit
Cow & Heifer	8	**Birth Weight Direct**	BD	Birth weight (Calf's genetic ability)	Average birth weight	Heavy						Light
		Birth Weight Maternal	BM	Birth weight (Cow's genetic ability)	Easy calving	Heavy						Light
	9	**Weaning Weight Direct**	WD	Weaning weight (Calf's genetic ability)	Heavy weaner calves	Light						Heavy
	10	**Weaning Weight Maternal**	WM	Weaning weight (Cow's genetic ability)	Good mothers	Poor						Good
	18	**Mature Cow Weight**	MW	Cow weight at weaning of first three calves	Average mature cow weight	Light				*	*	Heavy
		Cow-Calf Birth	CCB	EBV Birth Direct / EBV Mature Cow weight	Average	Low						High
		Cow-Calf Wean	CCW	EBV Wean Direct / EBV Mature Cow weight	High calf-cow ratio	Low						High
Fertility	12	**Heifer Fertility**	HF	Age at first calving	Fertile heifers	Less						More
	13	**Cow Fertility**	CF.E	First 3 inter-calving periods (ICPs)	Fertile cows	Less						More
	11	**Scrotal Circumference**	SC	Scrotal circumference as measured during the growth test	Fertile bulls	Less						More
	14	**Longevity**	LG	Retention of progeny	Acceptable progeny	Poor						Good
Growth & Frame	15	**Post-Wean Weight**	PWn	12- and 18 month weights	Good post-wean growth	Low					*	High
	16	**Average Daily Gain**	ADG	Average daily gain	Good growth	Poor						Good
	17	**Feed Conversion Ratio**	FCR	100g feed intake / g weight gain	Feed efficiency	Poor						Good
		Final Test Weight	FW	Final weight in the growth test	Heavy carcass	Light					*	Heavy
	19	**Height**	H	Shoulder height in growth test	Average height	Short						Tall
	20	**Length**	L	Length in growth test	Longer for more muscle	Short						Long
	24	**Length-Height Ratio**	LH	EBV Length / EBV Height	Longer rather than tall	<1						>1
Carcass	21	**Eye Muscle Area**	EMA	RTU measured eye muscle area	Bigger steaks	Small						Big
	22	**Fat Thickness**	Fat	RTU measured P8 backfat thickness	Carcass quality	Thin						Thick
	23	**Marbling**	Mar	RTU measured % of intra-muscular fat	Juicy meat	Low						High
		Dressing Percentage	D%	Carcass weight / Live weight	High dressing percentage	Low						High

* Determined by own selection goal

GENETIC VALUES - BUILDING BLOCKS

Calf and Mother			Fertility				Post-Wean Growth			Frame			Carcass		
Birth Dir.	Wean Dir.	Wean Mat.	Scrot. Circ.	Heifer Fert.	Cow Fert.	Longev.	Post Wean	ADG	FCR	Mature Weight	Height	Length	EMA	Fat	Mar
99	99	90	97	75	92	85	100	94	93	92	123	110	104	100	79
8	9	10	11	12	13	14	15	16	17	18	19	20	21	22	23

The Logix Selection Values are compiled of specific genetic building blocks, as indicated in the selection value descriptions on the previous page. These genetic building blocks are indicated in the catalogue by their Breeding Value Indices.

PHENOTYPIC VALUES

Wean Index	365D Index	540D Index	ADG Index	FCR Index	Scrotum	LH
109	104	105	122	117	327	1.22
			16	17	11	24

- Wean, 365D, 504D, ADG and FCR Indices - phenotypic index obtained within the animal's contemporary group
- Scrotum - adjusted scrotal circumference, in mm, as measured during the growth test
- Length-Height Ratio (LH) - the animal's length / height ratio as measured during the growth test

© Compiled by the South African Stud Book and Livestock Improvement Association
All Pedigree- and Performance Data has been certified as correct

BULLS

LOT 1 — *KAROOVELD BONSMARAS*

KVB 230229
2023-11-04
SP

Parentage	Sire	Dam
DNA		
Genomic		

- CSW 170184 Pp(c)
  - CSW 140089 P
    - CSW 090137 Pp(c)
    - CSW 110159 — AGE/CALV. 11/8 — AVG. WI/CALV. 95/7
  - CSW 110100 — AGE/CALV. 15/11 — AVG. WI/CALV. 102/10 — ICP 402
    - BG 070060
    - CSW 060022 — AGE/CALV. 13/9 — AVG. WI/CALV. 106/9
- KVB 120182 — AGE/CALV. 13/10 — AVG. WI/CALV. 103/10 — ICP 377
  - KVB 090015
    - AG 980338
    - KVB 050031 — AGE/CALV. 10/7 — AVG. WI/CALV. 102/6
  - KVB 030043 — AGE/CALV. 14/13 — AVG. WI/CALV. 100/12 — ICP 368
    - AG J 0008
    - AJL 970015 — AGE/CALV. 12/11 — AVG. WI/CALV. 94/10

Calving Ease Value	Weaner Calf Value	Fertility Value	Maintenance Value	Cow Value	Growth Value	Carcass Value
121	100	98	105	103	97	94

Calf and Mother			Fertility				Post-Wean Growth			Frame			Carcass		
Birth Dir.	Wean Dir.	Wean Mat.	Scr. Circ.	Heifer Fert.	Cow Fert.	Longev.	Post Wean	ADG	FCR	Mature Weight	Height	Length	EMA	Fat	Mar
117	96	95	70	85	111	98	94	93	75	93	91	86	96	102	64

Wean Index	365D Index	540D Index	ADG Index	FCR Index	Scrotum	LH
107	-	-	106	-	318	1.23

Myostatin	
Q204X	0
NT821	0
F94L	0

REMARKS:

LOGIX EBV Analysis: 2026-08-17

LOT 2 — *KAROOVELD BONSMARAS*

KVB 230063
2023-08-30
SP

Parentage	Sire	Dam
DNA		
Genomic		

- KVB 180083 HH(c)
  - AG 110061
    - FCT 060109
    - AG 030203 — AGE/CALV. 13/11 — AVG. WI/CALV. 100/11
  - KVB 140120 — AGE/CALV. 10/7 — AVG. WI/CALV. 95/7 — ICP 421
    - FCT 110285 HH(c)
    - KVB 070029 — AGE/CALV. 11/9 — AVG. WI/CALV. 100/9
- KVB 200260 — AGE/CALV. 5/3 — AVG. WI/CALV. 104/3 — ICP 397
  - KVB 160202
    - AG 110061
    - KVB 100029 — AGE/CALV. 13/11 — AVG. WI/CALV. 103/10
  - KVB 080013 — AGE/CALV. 14/11 — AVG. WI/CALV. 102/10 — ICP 376
    - KVB 050043
    - KVB 040018 — AGE/CALV. 8/4 — AVG. WI/CALV. 112/3

Calving Ease Value	Weaner Calf Value	Fertility Value	Maintenance Value	Cow Value	Growth Value	Carcass Value
122	99	99	101	106	111	114

Calf and Mother			Fertility				Post-Wean Growth			Frame			Carcass		
Birth Dir.	Wean Dir.	Wean Mat.	Scr. Circ.	Heifer Fert.	Cow Fert.	Longev.	Post Wean	ADG	FCR	Mature Weight	Height	Length	EMA	Fat	Mar
125	93	107	103	103	100	96	102	109	103	97	89	106	113	116	117

Wean Index	365D Index	540D Index	ADG Index	FCR Index	Scrotum	LH
104	-	-	105	-	373	1.27

Myostatin	
Q204X	0
NT821	0
F94L	0

REMARKS: In kudde gebruik

LOGIX EBV Analysis: 2026-08-17

LOT 4 — *KAROOVELD BONSMARAS*

KVB 230163
2023-10-10
SP

Parentage	Sire	Dam
DNA		
Genomic		

- WDS 190071
  - BP 140025
    - WCS 060011
    - BP 080032 — AGE/CALV. 13/11 — AVG. WI/CALV. 98/10
  - WDS 170016 — AGE/CALV. 9/7 — AVG. WI/CALV. 100/7 — ICP 381
    - MJG 130128
    - WDS 110043 — AGE/CALV. 5/2 — AVG. WI/CALV. 100/2
- KVB 180136 — AGE/CALV. 7/5 — AVG. WI/CALV. 95/5 — ICP 430
  - KVB 150131
    - KVB 080103
    - KVB 070083 — AGE/CALV. 13/9 — AVG. WI/CALV. 101/9
  - KVB 070085 — AGE/CALV. 13/12 — AVG. WI/CALV. 104/10 — ICP 370
    - FCT 000065
    - KVB 000035 — AGE/CALV. 13/11 — AVG. WI/CALV. 100/11

Calving Ease Value	Weaner Calf Value	Fertility Value	Maintenance Value	Cow Value	Growth Value	Carcass Value
93	100	100	98	97	99	100

Calf and Mother			Fertility				Post-Wean Growth			Frame			Carcass		
Birth Dir.	Wean Dir.	Wean Mat.	Scr. Circ.	Heifer Fert.	Cow Fert.	Longev.	Post Wean	ADG	FCR	Mature Weight	Height	Length	EMA	Fat	Mar
89	106	92	113	108	100	95	104	101	105	101	92	98	104	99	105

Wean Index	365D Index	540D Index	ADG Index	FCR Index	Scrotum	LH
94	-	-	104	-	388	1.24

Myostatin	
Q204X	0
NT821	0
F94L	0

REMARKS: In kudde gebruik

LOGIX EBV Analysis: 2026-08-17

BULLE

LOT 5 *KAROOVELD BONSMARAS*

KVB 230166
2023-10-09
SP

Ouerskap	Vaar	Moer
DNS		
Genomies		

- **WDS 190071**
  - **BP 140025**
    - **WCS 060011**
    - **BP 080032** OUD/KALW. 13/11 GEM. SI/KALW. 98/10
  - **WDS 170016** OUD/KALW. 9/7 GEM. SI/KALW. 100/7 TKP 381
    - **MJG 130128**
    - **WDS 110043** OUD/KALW. 5/2 GEM. SI/KALW. 100/2
- **KVB 190202** OUD/KALW. 6/4 GEM. SI/KALW. 103/4 TKP 405
  - **FCT 110285 HH(c)**
    - **FCT 080118**
    - **FCT 060069** OUD/KALW. 13/11 GEM. SI/KALW. 101/10
  - **KVB 130112** OUD/KALW. 11/8 GEM. SI/KALW. 95/8 TKP 369
    - **KVB 100065**
    - **KVB 070085** OUD/KALW. 13/12 GEM. SI/KALW. 104/10

Geboortegemak Waarde	Speenkalf Waarde	Vrugbaarheids-waarde	Onderhouds-waarde	Koeiwaarde	Groei-waarde	Karkas-waarde
87	106	106	94	105	96	109

Kalf en Moeder			Vrugbaarheid				Na-Speen Groei			Raam			Karkas		
Geb. Dir.	Spn. Dir.	Spn. Mat.	Skr. Omtr.	Vers Vrugb.	Koei Vrugb.	Lankl.	Na-Speen	GDT	VOV	Volw. Gewig	Hoogte	Lengte	OSO	Vet	Mar
88	110	102	86	104	111	97	107	88	81	106	77	88	111	110	105

Spn. Indeks	365D Indeks	540D Indeks	GDT Indeks	VOV Indeks	Skrotum	LH
110	-	-	97	-	335	1.24

Miostatien	
Q204X	0
NT821	0
F94L	0

OPMERKINGS: In kudde gebruik

LOGIX EBV Analise: 2026-08-17

LOT 6 *KAROOVELD BONSMARAS*

KVB 240106
2024-10-15
SP

Ouerskap	Vaar	Moer
DNS		
Genomies		

- **KVB 210236**
  - **AG 120062 HH(c)**
    - **AG 070742**
    - **AG 080435** OUD/KALW. 13/9 GEM. SI/KALW. 97/8
  - **KVB 160136** OUD/KALW. 7/4 GEM. SI/KALW. 96/4 TKP 466
    - **KVB 110083**
    - **KVB 130155** OUD/KALW. 9/7 GEM. SI/KALW. 101/6
- **KVB 210103** OUD/KALW. 4/2 GEM. SI/KALW. 108/2 TKP 423
  - **MJG 170096**
    - **KTB 080123**
    - **MJG 110085** OUD/KALW. 10/6 GEM. SI/KALW. 99/6
  - **KVB 120095** OUD/KALW. 10/7 GEM. SI/KALW. 93/7 TKP 360
    - **KVB 080089**
    - **KVB 100010** OUD/KALW. 13/11 GEM. SI/KALW. 97/11

Geboortegemak Waarde	Speenkalf Waarde	Vrugbaarheids-waarde	Onderhouds-waarde	Koeiwaarde	Groei-waarde	Karkas-waarde
110	104	90	102	101	103	102

Kalf en Moeder			Vrugbaarheid				Na-Speen Groei			Raam			Karkas		
Geb. Dir.	Spn. Dir.	Spn. Mat.	Skr. Omtr.	Vers Vrugb.	Koei Vrugb.	Lankl.	Na-Speen	GDT	VOV	Volw. Gewig	Hoogte	Lengte	OSO	Vet	Mar
108	101	100	118	102	84	101	102	105	101	96	97	97	105	102	99

Spn. Indeks	365D Indeks	540D Indeks	GDT Indeks	VOV Indeks	Skrotum	LH
102	-	-	109	-	371	1.22

Miostatien	
Q204X	0
NT821	0
F94L	0

OPMERKINGS:

LOGIX EBV Analise: 2026-08-17

LOT 7 *KAROOVELD BONSMARAS*

KVB 240099
2024-10-07
SP

Ouerskap	Vaar	Moer
DNS		
Genomies		

- **KVB 210101**
  - **KVB 180083 HH(c)**
    - **AG 110061**
    - **KVB 140120** OUD/KALW. 10/7 GEM. SI/KALW. 95/7
  - **KVB 190026** OUD/KALW. 7/5 GEM. SI/KALW. 115/4 TKP 392
    - **KVB 140158**
    - **KVB 130159** OUD/KALW. 12/9 GEM. SI/KALW. 99/9
- **KVB 200085** OUD/KALW. 5/3 GEM. SI/KALW. 98/3 TKP 507
  - **AG 120062 HH(c)**
    - **AG 070742**
    - **AG 080435** OUD/KALW. 13/9 GEM. SI/KALW. 97/8
  - **KVB 160101** OUD/KALW. 9/7 GEM. SI/KALW. 106/7 TKP 404
    - **KVB 110083**
    - **KVB 140013** OUD/KALW. 8/5 GEM. SI/KALW. 99/5

Geboortegemak Waarde	Speenkalf Waarde	Vrugbaarheids-waarde	Onderhouds-waarde	Koeiwaarde	Groei-waarde	Karkas-waarde
88	108	104	107	108	102	104

Kalf en Moeder			Vrugbaarheid				Na-Speen Groei			Raam			Karkas		
Geb. Dir.	Spn. Dir.	Spn. Mat.	Skr. Omtr.	Vers Vrugb.	Koei Vrugb.	Lankl.	Na-Speen	GDT	VOV	Volw. Gewig	Hoogte	Lengte	OSO	Vet	Mar
92	105	111	96	116	92	106	106	103	98	91	97	99	105	105	105

Spn. Indeks	365D Indeks	540D Indeks	GDT Indeks	VOV Indeks	Skrotum	LH
98	-	-	98	-	355	1.24

Miostatien	
Q204X	0
NT821	0
F94L	0

OPMERKINGS:

LOGIX EBV Analise: 2026-08-17

BULLS

LOT 8 — KAROOVELD BONSMARAS

KVB 240105
2024-10-14
SP

Parentage	Sire	Dam
DNA		
Genomic		

- TOR 160080
  - TOR 130103
    - VV 040046 HH(c)
    - TOR 080108 — AGE/CALV. 14/12 — AVG. WI/CALV. 97/12
  - TOR 140134 — AGE/CALV. 11/10 — AVG. WI/CALV. 99/9 — ICP 366
    - TOR 110218
    - TOR 110190 — AGE/CALV. 13/11 — AVG. WI/CALV. 108/11
- KVB 210182 — AGE/CALV. 4/2 — AVG. WI/CALV. 106/2 — ICP 383
  - MJG 170096
    - KTB 080123
    - MJG 110085 — AGE/CALV. 10/6 — AVG. WI/CALV. 99/6
  - KVB 140169 — AGE/CALV. 9/5 — AVG. WI/CALV. 103/5 — ICP 556
    - KVB 080103
    - KVB 030069 — AGE/CALV. 12/11 — AVG. WI/CALV. 105/10

Calving Ease Value	Weaner Calf Value	Fertility Value	Maintenance Value	Cow Value	Growth Value	Carcass Value
108	120	113	95	128	105	108

Calf and Mother			Fertility				Post-Wean Growth			Frame			Carcass		
Birth Dir.	Wean Dir.	Wean Mat.	Scr. Circ.	Heifer Fert.	Cow Fert.	Longev.	Post Wean	ADG	FCR	Mature Weight	Height	Length	EMA	Fat	Mar
108	109	118	108	114	103	112	112	108	102	103	102	111	103	103	106

Wean Index	365D Index	540D Index	ADG Index	FCR Index	Scrotum	LH
112	-	-	107	-	360	1.27

Myostatin	
Q204X	0
NT821	0
F94L	0

REMARKS:

LOGIX EBV Analysis: 2026-08-17

LOT 9 — KAROOVELD BONSMARAS

KVB 240253
2024-11-30
SP

Parentage	Sire	Dam
DNA		
Genomic		

- KVB 200068
  - AG 120062 HH(c)
    - AG 070742
    - AG 080435 — AGE/CALV. 13/9 — AVG. WI/CALV. 97/8
  - KVB 110025 — AGE/CALV. 12/9 — AVG. WI/CALV. 98/9 — ICP 380
    - KVB 080099
    - KVB 080118 — AGE/CALV. 12/10 — AVG. WI/CALV. 100/10
- KVB 200215 — AGE/CALV. 5/3 — AVG. WI/CALV. 109/2 — ICP 455
  - KVB 160202
    - AG 110061
    - KVB 100029 — AGE/CALV. 13/11 — AVG. WI/CALV. 103/10
  - KVB 130106 — AGE/CALV. 11/9 — AVG. WI/CALV. 100/9 — ICP 384
    - KVB 100065
    - KVB 050120 — AGE/CALV. 9/7 — AVG. WI/CALV. 100/7

Calving Ease Value	Weaner Calf Value	Fertility Value	Maintenance Value	Cow Value	Growth Value	Carcass Value
97	108	96	103	105	92	101

Calf and Mother			Fertility				Post-Wean Growth			Frame			Carcass		
Birth Dir.	Wean Dir.	Wean Mat.	Scr. Circ.	Heifer Fert.	Cow Fert.	Longev.	Post Wean	ADG	FCR	Mature Weight	Height	Length	EMA	Fat	Mar
95	105	106	113	101	93	105	105	95	92	95	79	90	101	104	102

Wean Index	365D Index	540D Index	ADG Index	FCR Index	Scrotum	LH
107	-	-	92	-	376	1.25

Myostatin	
Q204X	0
NT821	0
F94L	0

REMARKS:

LOGIX EBV Analysis: 2026-08-17

LOT 10 — KAROOVELD BONSMARAS

KVB 240053
2024-04-13
SP

Parentage	Sire	Dam
DNA		
Genomic		

- WDS 190071
  - BP 140025
    - WCS 060011
    - BP 080032 — AGE/CALV. 13/11 — AVG. WI/CALV. 98/10
  - WDS 170016 — AGE/CALV. 9/7 — AVG. WI/CALV. 100/7 — ICP 381
    - MJG 130128
    - WDS 110043 — AGE/CALV. 5/2 — AVG. WI/CALV. 100/2
- KVB 150105 — AGE/CALV. 9/6 — AVG. WI/CALV. 103/6 — ICP 452
  - KVB 080103
    - EI 980080
    - KVB 990018 — AGE/CALV. 10/8 — AVG. WI/CALV. 109/8
  - KVB 050104 — AGE/CALV. 12/10 — AVG. WI/CALV. 101/10 — ICP 392
    - KVB 000045
    - AJL 970011 — AGE/CALV. 12/11 — AVG. WI/CALV. 102/11

Calving Ease Value	Weaner Calf Value	Fertility Value	Maintenance Value	Cow Value	Growth Value	Carcass Value
106	100	94	101	98	93	99

Calf and Mother			Fertility				Post-Wean Growth			Frame			Carcass		
Birth Dir.	Wean Dir.	Wean Mat.	Scr. Circ.	Heifer Fert.	Cow Fert.	Longev.	Post Wean	ADG	FCR	Mature Weight	Height	Length	EMA	Fat	Mar
100	100	97	116	106	89	100	99	96	98	98	88	94	100	94	101

Wean Index	365D Index	540D Index	ADG Index	FCR Index	Scrotum	LH
113	102	99	-	-	417	1.29

Myostatin	
Q204X	0
NT821	0
F94L	0

REMARKS:

LOGIX EBV Analysis: 2026-08-17

© Compiled by the South African Stud Book and Livestock Improvement Association
All Pedigree- and Performance Data has been certified as correct

BULLE

LOT 11 — *KAROOVELD BONSMARAS*

GW 240002
2024-01-17
SP

Ouerskap	Vaar	Moer
DNS		
Genomies		

- GJN 150254 Pp(c)
  - AG 120062 HH(c)
    - AG 070742
    - AG 080435 — OUD/KALW. 13/9, GEM. SI/KALW. 97/8
  - GJN 120091 — OUD/KALW. 8/6, GEM. SI/KALW. 104/4, TKP 403
    - VV 040046 HH(c)
    - GJN 090020 — OUD/KALW. 11/9, GEM. SI/KALW. 96/9
- GW 170274 — OUD/KALW. 9/7, GEM. SI/KALW. 102/6, TKP 357
  - GW 140177
    - TOR 050162
    - GW 090086 — OUD/KALW. 11/7, GEM. SI/KALW. 100/7
  - GW 140159 — OUD/KALW. 5/2, GEM. SI/KALW. 110/2, TKP 697
    - FCT 980067
    - GW 080046 — OUD/KALW. 7/4, GEM. SI/KALW. 109/4

Geboortegemak Waarde	Speenkalf Waarde	Vrugbaarheids-waarde	Onderhouds-waarde	Koeiwaarde	Groei-waarde	Karkas-waarde
88	100	94	106	94	84	97

Kalf en Moeder			Vrugbaarheid				Na-Speen Groei			Raam			Karkas		
Geb. Dir.	Spn. Dir.	Spn. Mat.	Skr. Omtr.	Vers Vrugb.	Koei Vrugb.	Lankl.	Na-Speen	GDT	VOV	Volw. Gewig	Hoogte	Lengte	OSO	Vet	Mar
84	100	105	90	107	92	95	98	79	80	92	70	77	97	106	102

Spn. Indeks	365D Indeks	540D Indeks	GDT Indeks	VOV Indeks	Skrotum	LH
99	101	95	-	-	376	1.26

Miostatien	
Q204X	0
NT821	0
F94L	0

OPMERKINGS:

LOGIX EBV Analise: 2026-08-17

LOT 12 — *KAROOVELD BONSMARAS*

KVB 240036
2024-02-23
SP

Ouerskap	Vaar	Moer
DNS		
Genomies		

- KVB 180083 HH(c)
  - AG 110061
    - FCT 060109
    - AG 030203 — OUD/KALW. 13/11, GEM. SI/KALW. 100/11
  - KVB 140120 — OUD/KALW. 10/7, GEM. SI/KALW. 95/7, TKP 421
    - FCT 110285 HH(c)
    - KVB 070029 — OUD/KALW. 11/9, GEM. SI/KALW. 100/9
- KVB 200185 — OUD/KALW. 3/1, GEM. SI/KALW. 94/1, TKP -
  - KVB 170190
    - KVB 130098
    - KVB 070110 — OUD/KALW. 11/10, GEM. SI/KALW. 103/9
  - KVB 130103 — OUD/KALW. 10/7, GEM. SI/KALW. 102/7, TKP 371
    - FCT 110285 HH(c)
    - KVB 050095 — OUD/KALW. 10/8, GEM. SI/KALW. 93/8

Geboortegemak Waarde	Speenkalf Waarde	Vrugbaarheids-waarde	Onderhouds-waarde	Koeiwaarde	Groei-waarde	Karkas-waarde
124	101	106	106	111	107	106

Kalf en Moeder			Vrugbaarheid				Na-Speen Groei			Raam			Karkas		
Geb. Dir.	Spn. Dir.	Spn. Mat.	Skr. Omtr.	Vers Vrugb.	Koei Vrugb.	Lankl.	Na-Speen	GDT	VOV	Volw. Gewig	Hoogte	Lengte	OSO	Vet	Mar
127	95	100	92	105	104	107	103	104	96	92	85	96	110	114	115

Spn. Indeks	365D Indeks	540D Indeks	GDT Indeks	VOV Indeks	Skrotum	LH
94	103	107	-	-	366	1.28

Miostatien	
Q204X	0
NT821	0
F94L	0

OPMERKINGS:

LOGIX EBV Analise: 2026-08-17

LOT 13 — *KAROOVELD BONSMARAS*

KVB 240054
2024-04-14
SP

Ouerskap	Vaar	Moer
DNS ✔		
Genomies		

- KVB 200083
  - AG 120062 HH(c)
    - AG 070742
    - AG 080435 — OUD/KALW. 13/9, GEM. SI/KALW. 97/8
  - KVB 160044 — OUD/KALW. 8/3, GEM. SI/KALW. 102/3, TKP 537
    - KVB 110083
    - KVB 120062 — OUD/KALW. 12/10, GEM. SI/KALW. 106/10
- KVB 190096 — OUD/KALW. 6/4, GEM. SI/KALW. 106/4, TKP 423
  - FCT 110285 HH(c)
    - FCT 080118
    - FCT 060069 — OUD/KALW. 13/11, GEM. SI/KALW. 101/10
  - KVB 130206 — OUD/KALW. 9/5, GEM. SI/KALW. 96/5, TKP 491
    - KVB 090014
    - KVB 050115 — OUD/KALW. 9/6, GEM. SI/KALW. 99/6

Geboortegemak Waarde	Speenkalf Waarde	Vrugbaarheids-waarde	Onderhouds-waarde	Koeiwaarde	Groei-waarde	Karkas-waarde
78	100	94	107	93	98	98

Kalf en Moeder			Vrugbaarheid				Na-Speen Groei			Raam			Karkas		
Geb. Dir.	Spn. Dir.	Spn. Mat.	Skr. Omtr.	Vers Vrugb.	Koei Vrugb.	Lankl.	Na-Speen	GDT	VOV	Volw. Gewig	Hoogte	Lengte	OSO	Vet	Mar
77	100	114	87	105	84	108	100	98	90	90	83	84	106	103	99

Spn. Indeks	365D Indeks	540D Indeks	GDT Indeks	VOV Indeks	Skrotum	LH
104	95	93	-	-	381	1.29

Miostatien	
Q204X	0
NT821	0
F94L	0

OPMERKINGS:

LOGIX EBV Analise: 2026-08-17

BULLS

LOT 14 *KAROOVELD BONSMARAS*

KVB 240002
2024-01-01
SP

Parentage	Sire	Dam
DNA		
Genomic		

- **WDS 190071**
  - **BP 140025**
    - **WCS 060011**
    - **BP 080032** AGE/CALV. 13/11 AVG. WI/CALV. 98/10
  - **WDS 170016** AGE/CALV. 9/7 AVG. WI/CALV. 100/7 ICP 381
    - **MJG 130128**
    - **WDS 110043** AGE/CALV. 5/2 AVG. WI/CALV. 100/2
- **KVB 170022** AGE/CALV. 9/7 AVG. WI/CALV. 99/6 ICP 403
  - **AG 110061**
    - **FCT 060109**
    - **AG 030203** AGE/CALV. 13/11 AVG. WI/CALV. 100/11
  - **KVB 050018** AGE/CALV. 12/10 AVG. WI/CALV. 99/10 ICP 407
    - **AG 980338**
    - **RCO 010027** AGE/CALV. 12/8 AVG. WI/CALV. 104/8

Calving Ease Value	Weaner Calf Value	Fertility Value	Maintenance Value	Cow Value	Growth Value	Carcass Value
123	93	98	108	98	99	97

Calf and Mother			Fertility				Post-Wean Growth			Frame			Carcass		
Birth Dir.	Wean Dir.	Wean Mat.	Scr. Circ.	Heifer Fert.	Cow Fert.	Longev.	Post Wean	ADG	FCR	Mature Weight	Height	Length	EMA	Fat	Mar
119	89	95	90	104	94	102	94	96	103	91	89	93	100	100	102

Wean Index	365D Index	540D Index	ADG Index	FCR Index	Scrotum	LH
92	93	102	-	-	360	1.25

Myostatin	
Q204X	0
NT821	0
F94L	0

REMARKS:

LOGIX EBV Analysis: 2026-08-17

LOT 15 *KAROOVELD BONSMARAS*

GW 240012
2024-02-17
SP

Parentage	Sire	Dam
DNA		
Genomic		

- **KVB 180209**
  - **AG 110061**
    - **FCT 060109**
    - **AG 030203** AGE/CALV. 13/11 AVG. WI/CALV. 100/11
  - **KVB 100029** AGE/CALV. 13/11 AVG. WI/CALV. 103/10 ICP 361
    - **FCT 000065**
    - **KVB 060125** AGE/CALV. 7/5 AVG. WI/CALV. 102/4
- **GW 170293** AGE/CALV. 8/6 AVG. WI/CALV. 104/5 ICP 434
  - **KVB 140023**
    - **KVB 110083**
    - **KVB 110029** AGE/CALV. 8/5 AVG. WI/CALV. 109/5
  - **GW 140186** AGE/CALV. 11/7 AVG. WI/CALV. 99/6 ICP 480
    - **TOR 050162**
    - **GW 100007** AGE/CALV. 13/8 AVG. WI/CALV. 99/7

Calving Ease Value	Weaner Calf Value	Fertility Value	Maintenance Value	Cow Value	Growth Value	Carcass Value
90	97	85	97	88	92	98

Calf and Mother			Fertility				Post-Wean Growth			Frame			Carcass		
Birth Dir.	Wean Dir.	Wean Mat.	Scr. Circ.	Heifer Fert.	Cow Fert.	Longev.	Post Wean	ADG	FCR	Mature Weight	Height	Length	EMA	Fat	Mar
90	101	105	101	93	89	91	104	97	97	102	86	93	101	108	104

Wean Index	365D Index	540D Index	ADG Index	FCR Index	Scrotum	LH
101	105	98	-	-	386	1.28

Myostatin	
Q204X	0
NT821	0
F94L	0

REMARKS:

LOGIX EBV Analysis: 2026-08-17

LOT 16 *KAROOVELD BONSMARAS*

KVB 240039
2024-03-05
SP

Parentage	Sire	Dam
DNA		
Genomic		

- **TOR 160080**
  - **TOR 130103**
    - **VV 040046** HH(c)
    - **TOR 080108** AGE/CALV. 14/12 AVG. WI/CALV. 97/12
  - **TOR 140134** AGE/CALV. 11/10 AVG. WI/CALV. 99/9 ICP 366
    - **TOR 110218**
    - **TOR 110190** AGE/CALV. 13/11 AVG. WI/CALV. 108/11
- **KVB 210058** AGE/CALV. 4/2 AVG. WI/CALV. 111/2 ICP 558
  - **GZV 180213**
    - **GZV 140154**
    - **NPT 130033** AGE/CALV. 8/5 AVG. WI/CALV. 105/5
  - **KVB 130081** AGE/CALV. 12/10 AVG. WI/CALV. 101/10 ICP 356
    - **FCT 110285** HH(c)
    - **KVB 080130** AGE/CALV. 14/12 AVG. WI/CALV. 100/12

Calving Ease Value	Weaner Calf Value	Fertility Value	Maintenance Value	Cow Value	Growth Value	Carcass Value
124	123	130	93	144	104	108

Calf and Mother			Fertility				Post-Wean Growth			Frame			Carcass		
Birth Dir.	Wean Dir.	Wean Mat.	Scr. Circ.	Heifer Fert.	Cow Fert.	Longev.	Post Wean	ADG	FCR	Mature Weight	Height	Length	EMA	Fat	Mar
124	106	124	121	129	117	115	111	104	101	104	93	102	103	105	108

Wean Index	365D Index	540D Index	ADG Index	FCR Index	Scrotum	LH
121	126	104	-	-	392	1.28

Myostatin	
Q204X	0
NT821	0
F94L	0

REMARKS:

LOGIX EBV Analysis: 2026-08-17

BULLE

LOT 17 *KAROOVELD BONSMARAS*

KVB 240289
2024-12-20
SP

Ouerskap	Vaar	Moer
DNS		
Genomies		

- KVB 210101
  - KVB 180083 HH(c)
    - AG 110061
    - KVB 140120 — OUD/KALW. 10/7, GEM. SI/KALW. 95/7
  - KVB 190026 — OUD/KALW. 7/5, GEM. SI/KALW. 115/4, TKP 392
    - KVB 140158
    - KVB 130159 — OUD/KALW. 12/9, GEM. SI/KALW. 99/9
- KVB 190159 — OUD/KALW. 6/4, GEM. SI/KALW. 103/4, TKP 403
  - FCT 110285 HH(c)
    - FCT 080118
    - FCT 060069 — OUD/KALW. 13/11, GEM. SI/KALW. 101/10
  - KVB 110153 — OUD/KALW. 11/8, GEM. SI/KALW. 97/8, TKP 378
    - BG 040088
    - KVB 070146 — OUD/KALW. 13/10, GEM. SI/KALW. 99/10

Geboortegemak Waarde	Speenkalf Waarde	Vrugbaarheids-waarde	Onderhouds-waarde	Koeiwaarde	Groei-waarde	Karkas-waarde
129	106	107	107	118	97	101

Kalf en Moeder			Vrugbaarheid				Na-Speen Groei			Raam			Karkas		
Geb. Dir.	Spn. Dir.	Spn. Mat.	Skr. Omtr.	Vers Vrugb.	Koei Vrugb.	Lankl.	Na-Speen	GDT	VOV	Volw. Gewig	Hoogte	Lengte	OSO	Vet	Mar
130	92	112	74	110	102	105	94	97	92	91	87	95	112	103	99

Spn. Indeks	365D Indeks	540D Indeks	GDT Indeks	VOV Indeks	Skrotum	LH
100	-	-	93	-	346	1.27

Miostatien	
Q204X	0
NT821	0
F94L	0

OPMERKINGS:

LOGIX EBV Analise: 2026-08-17

LOT 18 *KAROOVELD BONSMARAS*

KVB 240194
2024-11-13
SP

Ouerskap	Vaar	Moer
DNS		
Genomies		

- KVB 200068
  - AG 120062 HH(c)
    - AG 070742
    - AG 080435 — OUD/KALW. 13/9, GEM. SI/KALW. 97/8
  - KVB 110025 — OUD/KALW. 12/9, GEM. SI/KALW. 98/9, TKP 380
    - KVB 080099
    - KVB 080118 — OUD/KALW. 12/10, GEM. SI/KALW. 100/10
- KVB 200108 — OUD/KALW. 5/3, GEM. SI/KALW. 105/3, TKP 392
  - TOR 160080
    - TOR 130103
    - TOR 140134 — OUD/KALW. 11/10, GEM. SI/KALW. 99/9
  - KVB 170162 — OUD/KALW. 8/5, GEM. SI/KALW. 105/5, TKP 458
    - KVB 140158
    - KVB 060038 — OUD/KALW. 14/11, GEM. SI/KALW. 101/11

Geboortegemak Waarde	Speenkalf Waarde	Vrugbaarheids-waarde	Onderhouds-waarde	Koeiwaarde	Groei-waarde	Karkas-waarde
122	113	113	111	125	102	103

Kalf en Moeder			Vrugbaarheid				Na-Speen Groei			Raam			Karkas		
Geb. Dir.	Spn. Dir.	Spn. Mat.	Skr. Omtr.	Vers Vrugb.	Koei Vrugb.	Lankl.	Na-Speen	GDT	VOV	Volw. Gewig	Hoogte	Lengte	OSO	Vet	Mar
120	97	114	119	116	103	113	101	104	95	88	78	87	100	100	105

Spn. Indeks	365D Indeks	540D Indeks	GDT Indeks	VOV Indeks	Skrotum	LH
107	-	-	106	-	387	1.26

Miostatien	
Q204X	0
NT821	0
F94L	0

OPMERKINGS:

LOGIX EBV Analise: 2026-08-17

LOT 19 *KAROOVELD BONSMARAS*

KVB 240238
2024-11-21
SP

Ouerskap	Vaar	Moer
DNS		
Genomies		

- KVB 200068
  - AG 120062 HH(c)
    - AG 070742
    - AG 080435 — OUD/KALW. 13/9, GEM. SI/KALW. 97/8
  - KVB 110025 — OUD/KALW. 12/9, GEM. SI/KALW. 98/9, TKP 380
    - KVB 080099
    - KVB 080118 — OUD/KALW. 12/10, GEM. SI/KALW. 100/10
- KVB 190135 — OUD/KALW. 6/3, GEM. SI/KALW. 96/3, TKP 568
  - KVB 160202
    - AG 110061
    - KVB 100029 — OUD/KALW. 13/11, GEM. SI/KALW. 103/10
  - KVB 160168 — OUD/KALW. 8/4, GEM. SI/KALW. 94/4, TKP 469
    - KVB 130060
    - KVB 070083 — OUD/KALW. 13/9, GEM. SI/KALW. 101/9

Geboortegemak Waarde	Speenkalf Waarde	Vrugbaarheids-waarde	Onderhouds-waarde	Koeiwaarde	Groei-waarde	Karkas-waarde
90	103	86	101	92	96	101

Kalf en Moeder			Vrugbaarheid				Na-Speen Groei			Raam			Karkas		
Geb. Dir.	Spn. Dir.	Spn. Mat.	Skr. Omtr.	Vers Vrugb.	Koei Vrugb.	Lankl.	Na-Speen	GDT	VOV	Volw. Gewig	Hoogte	Lengte	OSO	Vet	Mar
88	104	103	111	92	84	105	106	99	97	97	87	92	105	103	102

Spn. Indeks	365D Indeks	540D Indeks	GDT Indeks	VOV Indeks	Skrotum	LH
99	-	-	96	-	383	1.22

Miostatien	
Q204X	0
NT821	0
F94L	0

OPMERKINGS:

LOGIX EBV Analise: 2026-08-17

BULLS

LOT 20 *KAROOVELD BONSMARAS*

KVB 240024
2024-01-22
SP

Parentage	Sire	Dam
DNA		
Genomic		

- KVB 200083
  - AG 120062 HH(c)
    - AG 070742
    - AG 080435 — AGE/CALV. 13/9, AVG. WI/CALV. 97/8
  - KVB 160044 — AGE/CALV. 8/3, AVG. WI/CALV. 102/3, ICP 537
    - KVB 110083
    - KVB 120062 — AGE/CALV. 12/10, AVG. WI/CALV. 106/10
- KVB 190219 — AGE/CALV. 6/3, AVG. WI/CALV. 110/2, ICP 348
  - VPT 130082 Pp(c)
    - TOR 070088
    - MCU 040033 P — AGE/CALV. 12/9, AVG. WI/CALV. 101/8
  - KVB 100031 — AGE/CALV. 11/8, AVG. WI/CALV. 104/7, ICP 412
    - KVB 070069
    - KVB 070098 — AGE/CALV. 7/3, AVG. WI/CALV. 99/3

Calving Ease Value	Weaner Calf Value	Fertility Value	Maintenance Value	Cow Value	Growth Value	Carcass Value
82	104	107	101	103	102	98

Calf and Mother			Fertility				Post-Wean Growth			Frame			Carcass		
Birth Dir.	Wean Dir.	Wean Mat.	Scr. Circ.	Heifer Fert.	Cow Fert.	Longev.	Post Wean	ADG	FCR	Mature Weight	Height	Length	EMA	Fat	Mar
79	105	108	103	108	103	106	103	104	97	97	86	93	99	99	103

Wean Index	365D Index	540D Index	ADG Index	FCR Index	Scrotum	LH
110	105	106	-	-	389	1.29

Myostatin	
Q204X	0
NT821	0
F94L	0

REMARKS:

LOGIX EBV Analysis: 2026-08-17

LOT 21 *KAROOVELD BONSMARAS*

KVB 240083 HH(c)
2024-09-30
SP

Parentage	Sire	Dam
DNA		
Genomic		

- KVB 200083
  - AG 120062 HH(c)
    - AG 070742
    - AG 080435 — AGE/CALV. 13/9, AVG. WI/CALV. 97/8
  - KVB 160044 — AGE/CALV. 8/3, AVG. WI/CALV. 102/3, ICP 537
    - KVB 110083
    - KVB 120062 — AGE/CALV. 12/10, AVG. WI/CALV. 106/10
- KVB 180022 — AGE/CALV. 8/5, AVG. WI/CALV. 98/5, ICP 361
  - KVB 130130
    - KVB 100065
    - KVB 030137 — AGE/CALV. 11/8, AVG. WI/CALV. 101/7
  - KVB 150096 — AGE/CALV. 10/8, AVG. WI/CALV. 98/7, ICP 419
    - KVB 080103
    - KVB 070110 — AGE/CALV. 11/10, AVG. WI/CALV. 103/9

Calving Ease Value	Weaner Calf Value	Fertility Value	Maintenance Value	Cow Value	Growth Value	Carcass Value
121	89	96	113	95	90	86

Calf and Mother			Fertility				Post-Wean Growth			Frame			Carcass		
Birth Dir.	Wean Dir.	Wean Mat.	Scr. Circ.	Heifer Fert.	Cow Fert.	Longev.	Post Wean	ADG	FCR	Mature Weight	Height	Length	EMA	Fat	Mar
118	83	103	92	114	88	97	89	88	83	86	74	71	87	95	96

Wean Index	365D Index	540D Index	ADG Index	FCR Index	Scrotum	LH
93	-	-	102	-	346	1.21

Myostatin	
Q204X	0
NT821	0
F94L	0

REMARKS:

LOGIX EBV Analysis: 2026-08-17

LOT 22 *KAROOVELD BONSMARAS*

KVB 240069
2024-09-21
SP

Parentage	Sire	Dam
DNA		
Genomic		

- KVB 210101
  - KVB 180083 HH(c)
    - AG 110061
    - KVB 140120 — AGE/CALV. 10/7, AVG. WI/CALV. 95/7
  - KVB 190026 — AGE/CALV. 7/5, AVG. WI/CALV. 115/4, ICP 392
    - KVB 140158
    - KVB 130159 — AGE/CALV. 12/9, AVG. WI/CALV. 99/9
- KVB 200120 — AGE/CALV. 5/3, AVG. WI/CALV. 110/3, ICP 504
  - TOR 160080
    - TOR 130103
    - TOR 140134 — AGE/CALV. 11/10, AVG. WI/CALV. 99/9
  - KVB 160069 — AGE/CALV. 10/5, AVG. WI/CALV. 109/5, ICP 555
    - KVB 110083
    - KVB 130052 — AGE/CALV. 11/7, AVG. WI/CALV. 110/7

Calving Ease Value	Weaner Calf Value	Fertility Value	Maintenance Value	Cow Value	Growth Value	Carcass Value
112	123	108	102	130	113	114

Calf and Mother			Fertility				Post-Wean Growth			Frame			Carcass		
Birth Dir.	Wean Dir.	Wean Mat.	Scr. Circ.	Heifer Fert.	Cow Fert.	Longev.	Post Wean	ADG	FCR	Mature Weight	Height	Length	EMA	Fat	Mar
115	104	130	77	113	96	112	108	111	98	95	99	110	112	107	109

Wean Index	365D Index	540D Index	ADG Index	FCR Index	Scrotum	LH
111	-	-	113	-	309	1.28

Myostatin	
Q204X	0
NT821	0
F94L	0

REMARKS:

LOGIX EBV Analysis: 2026-08-17

BULLE

LOT 23 *KAROOVELD BONSMARAS*

KVB 240234 Pp(c)
2024-11-22
SP

Ouerskap	Vaar	Moer
DNS		
Genomies		

- **KVB 210133**
  - **MJG 170096**
    - **KTB 080123**
    - **MJG 110085** OUD/KALW. 10/6 GEM. SI/KALW. 99/6
  - **KVB 160095** OUD/KALW. 8/6 GEM. SI/KALW. 99/5 TKP 415
    - **KVB 130098**
    - **KVB 130100** OUD/KALW. 10/6 GEM. SI/KALW. 108/6
- **KVB 190150** P OUD/KALW. 6/4 GEM. SI/KALW. 97/4 TKP 398
  - **VPT 130082** Pp(c)
    - **TOR 070088**
    - **MCU 040033** P OUD/KALW. 12/9 GEM. SI/KALW. 101/8
  - **KVB 110054** OUD/KALW. 10/8 GEM. SI/KALW. 91/7 TKP 350
    - **EI 980080**
    - **KVB 060039** OUD/KALW. 11/9 GEM. SI/KALW. 101/9

Geboortegemak Waarde	Speenkalf Waarde	Vrugbaarheids-waarde	Onderhouds-waarde	Koeiwaarde	Groei-waarde	Karkas-waarde
97	99	100	104	97	92	97

Kalf en Moeder			Vrugbaarheid				Na-Speen Groei			Raam			Karkas		
Geb. Dir.	Spn. Dir.	Spn. Mat.	Skr. Omtr.	Vers Vrugb.	Koei Vrugb.	Lankl.	Na-Speen	GDT	VOV	Volw. Gewig	Hoogte	Lengte	OSO	Vet	Mar
92	104	90	119	96	104	104	98	101	102	95	81	96	100	104	95

Spn. Indeks	365D Indeks	540D Indeks	GDT Indeks	VOV Indeks	Skrotum	LH
94	-	-	96	-	390	1.28

Miostatien	
Q204X	0
NT821	0
F94L	0

OPMERKINGS:

LOGIX EBV Analise: 2026-08-17

LOT 24 *KAROOVELD BONSMARAS*

KVB 240182
2024-11-06
SP

Ouerskap	Vaar	Moer
DNS		
Genomies		

- **KVB 200068**
  - **AG 120062** HH(c)
    - **AG 070742**
    - **AG 080435** OUD/KALW. 13/9 GEM. SI/KALW. 97/8
  - **KVB 110025** OUD/KALW. 12/9 GEM. SI/KALW. 98/9 TKP 380
    - **KVB 080099**
    - **KVB 080118** OUD/KALW. 12/10 GEM. SI/KALW. 100/10
- **KVB 200219** OUD/KALW. 5/3 GEM. SI/KALW. 108/3 TKP 415
  - **TOR 160080**
    - **TOR 130103**
    - **TOR 140134** OUD/KALW. 11/10 GEM. SI/KALW. 99/9
  - **KVB 130092** OUD/KALW. 11/6 GEM. SI/KALW. 104/6 TKP 445
    - **KVB 100065**
    - **KVB 090036** OUD/KALW. 7/3 GEM. SI/KALW. 105/3

Geboortegemak Waarde	Speenkalf Waarde	Vrugbaarheids-waarde	Onderhouds-waarde	Koeiwaarde	Groei-waarde	Karkas-waarde
105	113	108	107	118	103	105

Kalf en Moeder			Vrugbaarheid				Na-Speen Groei			Raam			Karkas		
Geb. Dir.	Spn. Dir.	Spn. Mat.	Skr. Omtr.	Vers Vrugb.	Koei Vrugb.	Lankl.	Na-Speen	GDT	VOV	Volw. Gewig	Hoogte	Lengte	OSO	Vet	Mar
105	103	113	122	113	98	111	106	104	97	91	76	88	102	101	104

Spn. Indeks	365D Indeks	540D Indeks	GDT Indeks	VOV Indeks	Skrotum	LH
108	-	-	107	-	387	1.30

Miostatien	
Q204X	0
NT821	0
F94L	0

OPMERKINGS:

LOGIX EBV Analise: 2026-08-17

LOT 25 *KAROOVELD BONSMARAS*

KVB 240080
2024-09-29
SP

Ouerskap	Vaar	Moer
DNS		
Genomies		

- **WDS 200128** HH(c)
  - **KVB 130098**
    - **FCT 110285** HH(c)
    - **KVB 080118** OUD/KALW. 12/10 GEM. SI/KALW. 100/10
  - **WDS 160189** OUD/KALW. 9/7 GEM. SI/KALW. 93/7 TKP 362
    - **TOR 100087**
    - **WDS 110013** OUD/KALW. 8/3 GEM. SI/KALW. 95/3
- **VPT 210048** OUD/KALW. 4/2 GEM. SI/KALW. 93/2 TKP 392
  - **VPT 170024**
    - **TOR 080260**
    - **VPT 130075** OUD/KALW. 10/6 GEM. SI/KALW. 105/5
  - **VV 140555** OUD/KALW. 9/6 GEM. SI/KALW. 99/6 TKP 427
    - **VV 120022**
    - **VV 100319** OUD/KALW. 7/5 GEM. SI/KALW. 100/5

Geboortegemak Waarde	Speenkalf Waarde	Vrugbaarheids-waarde	Onderhouds-waarde	Koeiwaarde	Groei-waarde	Karkas-waarde
91	95	112	105	100	98	96

Kalf en Moeder			Vrugbaarheid				Na-Speen Groei			Raam			Karkas		
Geb. Dir.	Spn. Dir.	Spn. Mat.	Skr. Omtr.	Vers Vrugb.	Koei Vrugb.	Lankl.	Na-Speen	GDT	VOV	Volw. Gewig	Hoogte	Lengte	OSO	Vet	Mar
89	99	97	90	111	112	104	100	93	88	93	79	82	104	108	101

Spn. Indeks	365D Indeks	540D Indeks	GDT Indeks	VOV Indeks	Skrotum	LH
93	-	-	99	-	338	1.22

Miostatien	
Q204X	0
NT821	0
F94L	0

OPMERKINGS:

LOGIX EBV Analise: 2026-08-17

BULLS

LOT 26 — *KAROOVELD BONSMARAS*

KVB 240154
2024-10-30
SP

Parentage	Sire	Dam
DNA		
Genomic		

- **TOR 160080**
  - **TOR 130103**
    - VV 040046 HH(c)
    - **TOR 080108** AGE/CALV. 14/12 AVG. WI/CALV. 97/12
  - **TOR 140134** AGE/CALV. 11/10 AVG. WI/CALV. 99/9 ICP 366
    - **TOR 110218**
    - **TOR 110190** AGE/CALV. 13/11 AVG. WI/CALV. 108/11
- **KVB 210249 P** AGE/CALV. 4/1 AVG. WI/CALV. 110/1 ICP -
  - CSW 170184 Pp(c)
    - **CSW 140089 P**
    - **CSW 110100** AGE/CALV. 15/11 AVG. WI/CALV. 102/10
  - **KVB 150105** AGE/CALV. 9/6 AVG. WI/CALV. 103/6 ICP 452
    - **KVB 080103**
    - **KVB 050104** AGE/CALV. 12/10 AVG. WI/CALV. 101/10

Calving Ease Value	Weaner Calf Value	Fertility Value	Maintenance Value	Cow Value	Growth Value	Carcass Value
128	114	110	96	127	110	112

Calf and Mother			Fertility				Post-Wean Growth			Frame			Carcass		
Birth Dir.	Wean Dir.	Wean Mat.	Scr. Circ.	Heifer Fert.	Cow Fert.	Longev.	Post Wean	ADG	FCR	Mature Weight	Height	Length	EMA	Fat	Mar
131	99	121	113	106	104	112	108	111	100	102	104	110	103	109	94

Wean Index	365D Index	540D Index	ADG Index	FCR Index	Scrotum	LH
110	-	-	101	-	372	1.27

Myostatin	
Q204X	0
NT821	0
F94L	0

REMARKS:

LOGIX EBV Analysis: 2026-08-17

LOT 27 — *KAROOVELD BONSMARAS*

KVB 240150
2024-10-30
SP

Parentage	Sire	Dam
DNA		
Genomic		

- **KVB 210101**
  - KVB 180083 HH(c)
    - **AG 110061**
    - **KVB 140120** AGE/CALV. 10/7 AVG. WI/CALV. 95/7
  - **KVB 190026** AGE/CALV. 7/5 AVG. WI/CALV. 115/4 ICP 392
    - **KVB 140158**
    - **KVB 130159** AGE/CALV. 12/9 AVG. WI/CALV. 99/9
- **KVB 150050** AGE/CALV. 9/6 AVG. WI/CALV. 93/6 ICP 491
  - KVB 110083
    - KVB 080089
    - **KVB 080163** AGE/CALV. 12/10 AVG. WI/CALV. 103/10
  - **KVB 120058** AGE/CALV. 6/3 AVG. WI/CALV. 106/3 ICP 383
    - EI 940339
    - **KVB 090062** AGE/CALV. 11/8 AVG. WI/CALV. 96/8

Calving Ease Value	Weaner Calf Value	Fertility Value	Maintenance Value	Cow Value	Growth Value	Carcass Value
108	109	89	99	104	111	105

Calf and Mother			Fertility				Post-Wean Growth			Frame			Carcass		
Birth Dir.	Wean Dir.	Wean Mat.	Scr. Circ.	Heifer Fert.	Cow Fert.	Longev.	Post Wean	ADG	FCR	Mature Weight	Height	Length	EMA	Fat	Mar
106	105	102	98	98	86	100	108	112	105	100	100	100	107	99	103

Wean Index	365D Index	540D Index	ADG Index	FCR Index	Scrotum	LH
95	-	-	113	-	378	1.25

Myostatin	
Q204X	0
NT821	0
F94L	0

REMARKS:

LOGIX EBV Analysis: 2026-08-17

LOT 28 — *KAROOVELD BONSMARAS*

KVB 240284
2024-12-15
SP

Parentage	Sire	Dam
DNA		
Genomic		

- **KVB 210101**
  - KVB 180083 HH(c)
    - **AG 110061**
    - **KVB 140120** AGE/CALV. 10/7 AVG. WI/CALV. 95/7
  - **KVB 190026** AGE/CALV. 7/5 AVG. WI/CALV. 115/4 ICP 392
    - **KVB 140158**
    - **KVB 130159** AGE/CALV. 12/9 AVG. WI/CALV. 99/9
- **KVB 180141** AGE/CALV. 7/5 AVG. WI/CALV. 102/4 ICP 396
  - **MOR 140092**
    - **CCV 110070**
    - **MOR 070133** AGE/CALV. 9/6 AVG. WI/CALV. 103/6
  - **KVB 120239** AGE/CALV. 11/8 AVG. WI/CALV. 104/8 ICP 431
    - **BG 040088**
    - **KVB 060149** AGE/CALV. 14/11 AVG. WI/CALV. 101/11

Calving Ease Value	Weaner Calf Value	Fertility Value	Maintenance Value	Cow Value	Growth Value	Carcass Value
100	112	108	89	116	116	113

Calf and Mother			Fertility				Post-Wean Growth			Frame			Carcass		
Birth Dir.	Wean Dir.	Wean Mat.	Scr. Circ.	Heifer Fert.	Cow Fert.	Longev.	Post Wean	ADG	FCR	Mature Weight	Height	Length	EMA	Fat	Mar
102	109	113	78	108	102	108	112	110	100	111	106	111	116	97	110

Wean Index	365D Index	540D Index	ADG Index	FCR Index	Scrotum	LH
99	-	-	114	-	334	1.24

Myostatin	
Q204X	0
NT821	0
F94L	0

REMARKS:

LOGIX EBV Analysis: 2026-08-17

BULLE

LOT 29 *KAROOVELD BONSMARAS*

KVB 240285
2024-12-15
SP

Ouerskap	Vaar	Moer
DNS		
Genomies		

KVB 210101
KVB 170216
OUD/KALW. 8/6
GEM. SI/KALW. 101/6
TKP 377

KVB 180083 HH(c)
KVB 190026
OUD/KALW. 7/5
GEM. SI/KALW. 115/4
TKP 392
KVB 080103
KVB 120182
OUD/KALW. 13/10
GEM. SI/KALW. 103/10
TKP 377

AG 110061
KVB 140120
OUD/KALW. 10/7
GEM. SI/KALW. 95/7
KVB 140158
KVB 130159
OUD/KALW. 12/9
GEM. SI/KALW. 99/9
EI 980080
KVB 990018
OUD/KALW. 10/8
GEM. SI/KALW. 109/8
KVB 090015
KVB 030043
OUD/KALW. 14/13
GEM. SI/KALW. 100/12

Geboortegemak Waarde	Speenkalf Waarde	Vrugbaarheids-waarde	Onderhouds-waarde	Koeiwaarde	Groei-waarde	Karkas-waarde
110	112	102	96	113	103	103

Kalf en Moeder			Vrugbaarheid				Na-Speen Groei			Raam			Karkas		
Geb. Dir.	Spn. Dir.	Spn. Mat.	Skr. Omtr.	Vers Vrugb.	Koei Vrugb.	Lankl.	Na-Speen	GDT	VOV	Volw. Gewig	Hoogte	Lengte	OSO	Vet	Mar
105	108	100	75	112	93	106	105	104	97	103	104	105	108	98	100

Spn. Indeks	365D Indeks	540D Indeks	GDT Indeks	VOV Indeks	Skrotum	LH
104	-	-	104	-	337	1.25

Miostatien	
Q204X	0
NT821	0
F94L	0

OPMERKINGS:

LOGIX EBV Analise: 2026-08-17

LOT 30 *KAROOVELD BONSMARAS*

KVB 240101
2024-10-12
SP

Ouerskap	Vaar	Moer
DNS		
Genomies		

TOR 160080
KVB 210154
OUD/KALW. 4/2
GEM. SI/KALW. 100/2
TKP 422

TOR 130103
TOR 140134
OUD/KALW. 11/10
GEM. SI/KALW. 99/9
TKP 366
KVB 180083 HH(c)
KVB 180206
OUD/KALW. 7/4
GEM. SI/KALW. 96/4
TKP 491

VV 040046 HH(c)
TOR 080108
OUD/KALW. 14/12
GEM. SI/KALW. 97/12
TOR 110218
TOR 110190
OUD/KALW. 13/11
GEM. SI/KALW. 108/11
AG 110061
KVB 140120
OUD/KALW. 10/7
GEM. SI/KALW. 95/7
KVB 160056
KVB 140144
OUD/KALW. 6/3
GEM. SI/KALW. 106/3

Geboortegemak Waarde	Speenkalf Waarde	Vrugbaarheids-waarde	Onderhouds-waarde	Koeiwaarde	Groei-waarde	Karkas-waarde
123	118	110	105	129	105	109

Kalf en Moeder			Vrugbaarheid				Na-Speen Groei			Raam			Karkas		
Geb. Dir.	Spn. Dir.	Spn. Mat.	Skr. Omtr.	Vers Vrugb.	Koei Vrugb.	Lankl.	Na-Speen	GDT	VOV	Volw. Gewig	Hoogte	Lengte	OSO	Vet	Mar
125	101	119	105	109	103	113	108	106	99	92	92	104	104	110	115

Spn. Indeks	365D Indeks	540D Indeks	GDT Indeks	VOV Indeks	Skrotum	LH
102	-	-	100	-	356	1.27

Miostatien	
Q204X	1
NT821	0
F94L	0

OPMERKINGS:

LOGIX EBV Analise: 2026-08-17

LOT 31 *KAROOVELD BONSMARAS*

KVB 240068
2024-09-21
SP

Ouerskap	Vaar	Moer
DNS	✔	✔
Genomies		

KVB 200068
KVB 200114
OUD/KALW. 5/3
GEM. SI/KALW. 105/3
TKP 386

AG 120062 HH(c)
KVB 110025
OUD/KALW. 12/9
GEM. SI/KALW. 98/9
TKP 380
TOR 160080
KVB 170180
OUD/KALW. 8/6
GEM. SI/KALW. 98/5
TKP 384

AG 070742
AG 080435
OUD/KALW. 13/9
GEM. SI/KALW. 97/8
KVB 080099
KVB 080118
OUD/KALW. 12/10
GEM. SI/KALW. 100/10
TOR 130103
TOR 140134
OUD/KALW. 11/10
GEM. SI/KALW. 99/9
KVB 130098
KVB 100021
OUD/KALW. 8/5
GEM. SI/KALW. 103/5

Geboortegemak Waarde	Speenkalf Waarde	Vrugbaarheids-waarde	Onderhouds-waarde	Koeiwaarde	Groei-waarde	Karkas-waarde
126	110	114	114	124	96	99

Kalf en Moeder			Vrugbaarheid				Na-Speen Groei			Raam			Karkas		
Geb. Dir.	Spn. Dir.	Spn. Mat.	Skr. Omtr.	Vers Vrugb.	Koei Vrugb.	Lankl.	Na-Speen	GDT	VOV	Volw. Gewig	Hoogte	Lengte	OSO	Vet	Mar
122	94	111	113	118	102	113	98	99	92	86	78	87	100	100	104

Spn. Indeks	365D Indeks	540D Indeks	GDT Indeks	VOV Indeks	Skrotum	LH
102	-	-	101	-	357	1.27

Miostatien	
Q204X	0
NT821	0
F94L	0

OPMERKINGS:

LOGIX EBV Analise: 2026-08-17

© Compiled by the South African Stud Book and Livestock Improvement Association
All Pedigree- and Performance Data has been certified as correct

BULLS

LOT 32 *KAROOVELD BONSMARAS*

KVB 240135
2024-10-24
SP

Parentage	Sire	Dam
DNA		
Genomic		

TOR 160080
- TOR 130103
  - VV 040046 HH(c)
  - TOR 080108 — AGE/CALV. 14/12, AVG. WI/CALV. 97/12
- TOR 140134 — AGE/CALV. 11/10, AVG. WI/CALV. 99/9, ICP 366
  - TOR 110218
  - TOR 110190 — AGE/CALV. 13/11, AVG. WI/CALV. 108/11

KVB 210131 — AGE/CALV. 4/2, AVG. WI/CALV. 98/2, ICP 374
- MJG 170096
  - KTB 080123
  - MJG 110085 — AGE/CALV. 10/6, AVG. WI/CALV. 99/6
- KVB 150143 — AGE/CALV. 10/6, AVG. WI/CALV. 97/5, ICP 525
  - KVB 110101
  - KVB 090020 — AGE/CALV. 10/7, AVG. WI/CALV. 92/7

Calving Ease Value	Weaner Calf Value	Fertility Value	Maintenance Value	Cow Value	Growth Value	Carcass Value
126	113	112	107	125	96	95

Calf and Mother			Fertility				Post-Wean Growth			Frame			Carcass		
Birth Dir.	Wean Dir.	Wean Mat.	Scr. Circ.	Heifer Fert.	Cow Fert.	Longev.	Post Wean	ADG	FCR	Mature Weight	Height	Length	EMA	Fat	Mar
126	100	108	96	115	101	111	102	97	90	91	89	97	97	97	99

Wean Index	365D Index	540D Index	ADG Index	FCR Index	Scrotum	LH
100	-	-	93	-	349	1.24

Myostatin	
Q204X	0
NT821	0
F94L	0

REMARKS:

LOGIX EBV Analysis: 2026-08-17

LOT 33 *KAROOVELD BONSMARAS*

KVB 240126
2024-10-21
SP

Parentage	Sire	Dam
DNA		
Genomic		

TOR 160080
- TOR 130103
  - VV 040046 HH(c)
  - TOR 080108 — AGE/CALV. 14/12, AVG. WI/CALV. 97/12
- TOR 140134 — AGE/CALV. 11/10, AVG. WI/CALV. 99/9, ICP 366
  - TOR 110218
  - TOR 110190 — AGE/CALV. 13/11, AVG. WI/CALV. 108/11

KVB 220002 — AGE/CALV. 4/2, AVG. WI/CALV. 108/2, ICP 437
- GZV 180213
  - GZV 140154
  - NPT 130033 — AGE/CALV. 8/5, AVG. WI/CALV. 105/5
- KVB 150125 — AGE/CALV. 7/4, AVG. WI/CALV. 96/4, ICP 468
  - KVB 080103
  - KVB 080160 — AGE/CALV. 12/9, AVG. WI/CALV. 111/9

Calving Ease Value	Weaner Calf Value	Fertility Value	Maintenance Value	Cow Value	Growth Value	Carcass Value
113	115	109	86	123	120	119

Calf and Mother			Fertility				Post-Wean Growth			Frame			Carcass		
Birth Dir.	Wean Dir.	Wean Mat.	Scr. Circ.	Heifer Fert.	Cow Fert.	Longev.	Post Wean	ADG	FCR	Mature Weight	Height	Length	EMA	Fat	Mar
117	105	124	117	116	97	111	120	112	103	113	101	110	107	107	113

Wean Index	365D Index	540D Index	ADG Index	FCR Index	Scrotum	LH
102	-	-	117	-	354	1.24

Myostatin	
Q204X	1
NT821	0
F94L	0

REMARKS:

LOGIX EBV Analysis: 2026-08-17

LOT 34 *KAROOVELD BONSMARAS*

KVB 240243
2024-11-23
SP

Parentage	Sire	Dam
DNA		
Genomic		

KVB 200083
- AG 120062 HH(c)
  - AG 070742
  - AG 080435 — AGE/CALV. 13/9, AVG. WI/CALV. 97/8
- KVB 160044 — AGE/CALV. 8/3, AVG. WI/CALV. 102/3, ICP 537
  - KVB 110083
  - KVB 120062 — AGE/CALV. 12/10, AVG. WI/CALV. 106/10

KVB 190068 — AGE/CALV. 7/4, AVG. WI/CALV. 110/4, ICP 466
- PAD 110206
  - CSW 010014
  - AG 040266 — AGE/CALV. 13/10, AVG. WI/CALV. 101/10
- KVB 170031 — AGE/CALV. 9/6, AVG. WI/CALV. 102/6, ICP 388
  - KVB 130130
  - KVB 120160 — AGE/CALV. 13/11, AVG. WI/CALV. 97/12

Calving Ease Value	Weaner Calf Value	Fertility Value	Maintenance Value	Cow Value	Growth Value	Carcass Value
78	107	89	97	97	103	100

Calf and Mother			Fertility				Post-Wean Growth			Frame			Carcass		
Birth Dir.	Wean Dir.	Wean Mat.	Scr. Circ.	Heifer Fert.	Cow Fert.	Longev.	Post Wean	ADG	FCR	Mature Weight	Height	Length	EMA	Fat	Mar
67	107	116	102	102	82	102	106	106	101	100	90	89	102	97	98

Wean Index	365D Index	540D Index	ADG Index	FCR Index	Scrotum	LH
108	-	-	111	-	374	1.25

Myostatin	
Q204X	0
NT821	0
F94L	0

REMARKS:

LOGIX EBV Analysis: 2026-08-17

© Compiled by the South African Stud Book and Livestock Improvement Association
All Pedigree- and Performance Data has been certified as correct

BULLE

LOT 35 *KAROOVELD BONSMARAS*

KVB 240251
2024-11-30
SP

Ouerskap	Vaar	Moer
DNS		
Genomies		

- AG J 0008
  - AG D 0103
    - DOART 0049
    - AG X 0031 (OUD/KALW. 17/12, GEM. SI/KALW. 101/12)
  - AG X 0031 (OUD/KALW. 17/12, GEM. SI/KALW. 101/12, TKP 445)
    - HOT N 0020
    - AG S 0084 (OUD/KALW. 14/12, GEM. SI/KALW. 99/7)
- KVB 160096 (OUD/KALW. 9/5, GEM. SI/KALW. 103/5, TKP 463)
  - KVB 130098
    - FCT 110285 HH(c)
    - KVB 080118 (OUD/KALW. 12/10, GEM. SI/KALW. 100/10)
  - KVB 110142 (OUD/KALW. 11/7, GEM. SI/KALW. 104/7, TKP 430)
    - EI 980080
    - KVB 040063 (OUD/KALW. 13/11, GEM. SI/KALW. 103/11)

Geboortegemak Waarde	Speenkalf Waarde	Vrugbaarheids-waarde	Onderhouds-waarde	Koeiwaarde	Groei-waarde	Karkas-waarde
90	94	91	98	89	94	96

Kalf en Moeder			Vrugbaarheid				Na-Speen Groei			Raam			Karkas		
Geb. Dir.	Spn. Dir.	Spn. Mat.	Skr. Omtr.	Vers Vrugb.	Koei Vrugb.	Lankl.	Na-Speen	GDT	VOV	Volw. Gewig	Hoogte	Lengte	OSO	Vet	Mar
91	98	105	101	102	97	88	100	90	77	100	92	84	96	92	102

Spn. Indeks	365D Indeks	540D Indeks	GDT Indeks	VOV Indeks	Skrotum	LH
96	-	-	105	-	368	1.21

Miostatien	
Q204X	0
NT821	0
F94L	0

OPMERKINGS:

LOGIX EBV Analise: 2026-08-17

LOT 36 *KAROOVELD BONSMARAS*

KVB 240245
2024-11-25
SP

Ouerskap	Vaar	Moer
DNS		
Genomies		

- KVB 200083
  - AG 120062 HH(c)
    - AG 070742
    - AG 080435 (OUD/KALW. 13/9, GEM. SI/KALW. 97/8)
  - KVB 160044 (OUD/KALW. 8/3, GEM. SI/KALW. 102/3, TKP 537)
    - KVB 110083
    - KVB 120062 (OUD/KALW. 12/10, GEM. SI/KALW. 106/10)
- KVB 170213 (OUD/KALW. 8/6, GEM. SI/KALW. 105/6, TKP 369)
  - KVB 140158
    - FCT 110285 HH(c)
    - KVB 070120 (OUD/KALW. 13/10, GEM. SI/KALW. 99/10)
  - KVB 070112 (OUD/KALW. 12/8, GEM. SI/KALW. 98/8, TKP 356)
    - KVB 050028
    - KVB 020019 (OUD/KALW. 13/12, GEM. SI/KALW. 98/12)

Geboortegemak Waarde	Speenkalf Waarde	Vrugbaarheids-waarde	Onderhouds-waarde	Koeiwaarde	Groei-waarde	Karkas-waarde
76	101	102	101	98	99	93

Kalf en Moeder			Vrugbaarheid				Na-Speen Groei			Raam			Karkas		
Geb. Dir.	Spn. Dir.	Spn. Mat.	Skr. Omtr.	Vers Vrugb.	Koei Vrugb.	Lankl.	Na-Speen	GDT	VOV	Volw. Gewig	Hoogte	Lengte	OSO	Vet	Mar
71	102	116	99	110	95	104	102	106	103	96	94	94	99	94	98

Spn. Indeks	365D Indeks	540D Indeks	GDT Indeks	VOV Indeks	Skrotum	LH
109	-	-	94	-	374	1.26

Miostatien	
Q204X	0
NT821	0
F94L	0

OPMERKINGS:

LOGIX EBV Analise: 2026-08-17

LOT 37 *KAROOVELD BONSMARAS*

KVB 240254
2024-12-04
SP

Ouerskap	Vaar	Moer
DNS		
Genomies		

- AG J 0008
  - AG D 0103
    - DOART 0049
    - AG X 0031 (OUD/KALW. 17/12, GEM. SI/KALW. 101/12)
  - AG X 0031 (OUD/KALW. 17/12, GEM. SI/KALW. 101/12, TKP 445)
    - HOT N 0020
    - AG S 0084 (OUD/KALW. 14/12, GEM. SI/KALW. 99/7)
- KVB 190196 (OUD/KALW. 6/4, GEM. SI/KALW. 98/4, TKP 396)
  - FCT 110285 HH(c)
    - FCT 080118
    - FCT 060069 (OUD/KALW. 13/11, GEM. SI/KALW. 101/10)
  - KVB 120132 (OUD/KALW. 10/7, GEM. SI/KALW. 101/7, TKP 378)
    - KVB 090015
    - KVB 030146 (OUD/KALW. 12/10, GEM. SI/KALW. 96/10)

Geboortegemak Waarde	Speenkalf Waarde	Vrugbaarheids-waarde	Onderhouds-waarde	Koeiwaarde	Groei-waarde	Karkas-waarde
104	99	100	106	101	96	98

Kalf en Moeder			Vrugbaarheid				Na-Speen Groei			Raam			Karkas		
Geb. Dir.	Spn. Dir.	Spn. Mat.	Skr. Omtr.	Vers Vrugb.	Koei Vrugb.	Lankl.	Na-Speen	GDT	VOV	Volw. Gewig	Hoogte	Lengte	OSO	Vet	Mar
107	99	99	87	106	106	88	99	96	88	92	101	94	102	92	101

Spn. Indeks	365D Indeks	540D Indeks	GDT Indeks	VOV Indeks	Skrotum	LH
101	-	-	102	-	342	1.26

Miostatien	
Q204X	0
NT821	0
F94L	0

OPMERKINGS:

LOGIX EBV Analise: 2026-08-17

BULLS

LOT 38 — *KAROOVELD BONSMARAS*

KVB 240229
2024-11-21
SP

Parentage	Sire	Dam
DNA ✔		
Genomic		

- CSW 170184 Pp(c)
  - CSW 140089 P
    - CSW 090137 Pp(c)
    - CSW 110159 — AGE/CALV. 11/8, AVG. WI/CALV. 95/7
  - CSW 110100 — AGE/CALV. 15/11, AVG. WI/CALV. 102/10, ICP 402
    - BG 070060
    - CSW 060022 — AGE/CALV. 13/9, AVG. WI/CALV. 106/9
- KVB 170180 — AGE/CALV. 8/6, AVG. WI/CALV. 98/5, ICP 384
  - KVB 130098
    - FCT 110285 HH(c)
    - KVB 080118 — AGE/CALV. 12/10, AVG. WI/CALV. 100/10
  - KVB 100021 — AGE/CALV. 8/5, AVG. WI/CALV. 103/5, ICP 438
    - KVB 070069
    - KVB 070101 — AGE/CALV. 11/9, AVG. WI/CALV. 103/9

Calving Ease Value	Weaner Calf Value	Fertility Value	Maintenance Value	Cow Value	Growth Value	Carcass Value
116	95	108	108	104	101	98

Calf and Mother			Fertility				Post-Wean Growth			Frame			Carcass		
Birth Dir.	Wean Dir.	Wean Mat.	Scr. Circ.	Heifer Fert.	Cow Fert.	Longev.	Post Wean	ADG	FCR	Mature Weight	Height	Length	EMA	Fat	Mar
114	92	98	100	100	112	104	93	101	88	90	85	84	100	112	68

Wean Index	365D Index	540D Index	ADG Index	FCR Index	Scrotum	LH
93	-	-	101	-	375	1.25

Myostatin	
Q204X	0
NT821	0
F94L	0

REMARKS:

LOGIX EBV Analysis: 2026-08-17

LOT 39 — *KAROOVELD BONSMARAS*

KVB 240250
2024-11-29
SP

Parentage	Sire	Dam
DNA		
Genomic		

- AG J 0008
  - AG D 0103
    - DOART 0049
    - AG X 0031 — AGE/CALV. 17/12, AVG. WI/CALV. 101/12
  - AG X 0031 — AGE/CALV. 17/12, AVG. WI/CALV. 101/12, ICP 445
    - HOT N 0020
    - AG S 0084 — AGE/CALV. 14/12, AVG. WI/CALV. 99/7
- KVB 190156 — AGE/CALV. 6/4, AVG. WI/CALV. 101/4, ICP 393
  - FCT 110285 HH(c)
    - FCT 080118
    - FCT 060069 — AGE/CALV. 13/11, AVG. WI/CALV. 101/10
  - KVB 140028 — AGE/CALV. 7/4, AVG. WI/CALV. 98/4, ICP 486
    - KVB 110083
    - KVB 110126 — AGE/CALV. 10/7, AVG. WI/CALV. 95/7

Calving Ease Value	Weaner Calf Value	Fertility Value	Maintenance Value	Cow Value	Growth Value	Carcass Value
116	103	93	118	103	86	87

Calf and Mother			Fertility				Post-Wean Growth			Frame			Carcass		
Birth Dir.	Wean Dir.	Wean Mat.	Scr. Circ.	Heifer Fert.	Cow Fert.	Longev.	Post Wean	ADG	FCR	Mature Weight	Height	Length	EMA	Fat	Mar
114	94	100	93	108	94	88	93	88	81	84	91	82	96	91	97

Wean Index	365D Index	540D Index	ADG Index	FCR Index	Scrotum	LH
99	-	-	93	-	367	1.21

Myostatin	
Q204X	0
NT821	0
F94L	0

REMARKS:

LOGIX EBV Analysis: 2026-08-17

LOT 40 — *KAROOVELD BONSMARAS*

KVB 240224
2024-11-16
SP

Parentage	Sire	Dam
DNA		
Genomic		

- KVB 200083
  - AG 120062 HH(c)
    - AG 070742
    - AG 080435 — AGE/CALV. 13/9, AVG. WI/CALV. 97/8
  - KVB 160044 — AGE/CALV. 8/3, AVG. WI/CALV. 102/3, ICP 537
    - KVB 110083
    - KVB 120062 — AGE/CALV. 12/10, AVG. WI/CALV. 106/10
- KVB 170132 — AGE/CALV. 8/5, AVG. WI/CALV. 99/4, ICP 486
  - KVB 150026
    - KVB 110108
    - KVB 040063 — AGE/CALV. 13/11, AVG. WI/CALV. 103/11
  - KVB 140013 — AGE/CALV. 8/5, AVG. WI/CALV. 99/5, ICP 381
    - KVB 100065
    - KVB 070098 — AGE/CALV. 7/3, AVG. WI/CALV. 99/3

Calving Ease Value	Weaner Calf Value	Fertility Value	Maintenance Value	Cow Value	Growth Value	Carcass Value
107	99	90	130	97	78	76

Calf and Mother			Fertility				Post-Wean Growth			Frame			Carcass		
Birth Dir.	Wean Dir.	Wean Mat.	Scr. Circ.	Heifer Fert.	Cow Fert.	Longev.	Post Wean	ADG	FCR	Mature Weight	Height	Length	EMA	Fat	Mar
106	88	107	85	110	78	102	83	81	76	74	63	60	85	92	91

Wean Index	365D Index	540D Index	ADG Index	FCR Index	Scrotum	LH
100	-	-	96	-	364	1.22

Myostatin	
Q204X	0
NT821	0
F94L	0

REMARKS:

LOGIX EBV Analysis: 2026-08-17

BULLE

LOT 41 *KAROOVELD BONSMARAS*

KVB 240096
2024-10-11
SP

Ouerskap	Vaar	Moer
DNS		
Genomies		

KVB 210101
KVB 200023
OUD/KALW. 6/3
GEM. SI/KALW. 98/3
TKP 538

KVB 180083 HH(c)
KVB 190026
OUD/KALW. 7/5
GEM. SI/KALW. 115/4
TKP 392
KVB 130130
KVB 130016
OUD/KALW. 9/6
GEM. SI/KALW. 98/6
TKP 374

AG 110061
KVB 140120
OUD/KALW. 10/7
GEM. SI/KALW. 95/7
KVB 140158
KVB 130159
OUD/KALW. 12/9
GEM. SI/KALW. 99/9
KVB 100065
KVB 030137
OUD/KALW. 11/8
GEM. SI/KALW. 101/7
TOR 050162
KVB 100043
OUD/KALW. 10/7
GEM. SI/KALW. 103/6

Geboortegemak Waarde	Speenkalf Waarde	Vrugbaarheids-waarde	Onderhouds-waarde	Koeiwaarde	Groei-waarde	Karkas-waarde
110	109	96	97	109	98	107

Kalf en Moeder			Vrugbaarheid				Na-Speen Groei			Raam			Karkas		
Geb. Dir.	Spn. Dir.	Spn. Mat.	Skr. Omtr.	Vers Vrugb.	Koei Vrugb.	Lankl.	Na-Speen	GDT	VOV	Volw. Gewig	Hoogte	Lengte	OSO	Vet	Mar
111	103	108	96	102	94	100	105	96	90	101	87	98	103	108	104

Spn. Indeks	365D Indeks	540D Indeks	GDT Indeks	VOV Indeks	Skrotum	LH
103	-	-	91	-	339	1.29

Miostatien	
Q204X	0
NT821	0
F94L	0

OPMERKINGS:

LOGIX EBV Analise: 2026-08-17

LOT 42 *KAROOVELD BONSMARAS*

KVB 240123
2024-10-20
SP

Ouerskap	Vaar	Moer
DNS		
Genomies		

KVB 210101
KVB 200006
OUD/KALW. 6/3
GEM. SI/KALW. 98/3
TKP 511

KVB 180083 HH(c)
KVB 190026
OUD/KALW. 7/5
GEM. SI/KALW. 115/4
TKP 392
KVB 130130
KVB 090049
OUD/KALW. 11/8
GEM. SI/KALW. 104/8
TKP 407

AG 110061
KVB 140120
OUD/KALW. 10/7
GEM. SI/KALW. 95/7
KVB 140158
KVB 130159
OUD/KALW. 12/9
GEM. SI/KALW. 99/9
KVB 100065
KVB 030137
OUD/KALW. 11/8
GEM. SI/KALW. 101/7
CEF 030419
WCS 000077
OUD/KALW. 12/8
GEM. SI/KALW. 100/7

Geboortegemak Waarde	Speenkalf Waarde	Vrugbaarheids-waarde	Onderhouds-waarde	Koeiwaarde	Groei-waarde	Karkas-waarde
118	105	100	107	110	95	94

Kalf en Moeder			Vrugbaarheid				Na-Speen Groei			Raam			Karkas		
Geb. Dir.	Spn. Dir.	Spn. Mat.	Skr. Omtr.	Vers Vrugb.	Koei Vrugb.	Lankl.	Na-Speen	GDT	VOV	Volw. Gewig	Hoogte	Lengte	OSO	Vet	Mar
119	96	107	92	108	96	101	97	97	100	91	98	96	94	105	100

Spn. Indeks	365D Indeks	540D Indeks	GDT Indeks	VOV Indeks	Skrotum	LH
95	-	-	93	-	351	1.23

Miostatien	
Q204X	0
NT821	0
F94L	0

OPMERKINGS:

LOGIX EBV Analise: 2026-08-17

LOT 43 *KAROOVELD BONSMARAS*

KVB 240204
2024-11-15
SP

Ouerskap	Vaar	Moer
DNS		
Genomies		

KVB 200083
KVB 150098
OUD/KALW. 10/8
GEM. SI/KALW. 96/8
TKP 410

AG 120062 HH(c)
KVB 160044
OUD/KALW. 8/3
GEM. SI/KALW. 102/3
TKP 537
KVB 080103
KVB 050137
OUD/KALW. 12/10
GEM. SI/KALW. 106/10
TKP 375

AG 070742
AG 080435
OUD/KALW. 13/9
GEM. SI/KALW. 97/8
KVB 110083
KVB 120062
OUD/KALW. 12/10
GEM. SI/KALW. 106/10
EI 980080
KVB 990018
OUD/KALW. 10/8
GEM. SI/KALW. 109/8
KVB 020036
KVB 000067
OUD/KALW. 5/2
GEM. SI/KALW. 107/2

Geboortegemak Waarde	Speenkalf Waarde	Vrugbaarheids-waarde	Onderhouds-waarde	Koeiwaarde	Groei-waarde	Karkas-waarde
79	93	92	106	86	90	86

Kalf en Moeder			Vrugbaarheid				Na-Speen Groei			Raam			Karkas		
Geb. Dir.	Spn. Dir.	Spn. Mat.	Skr. Omtr.	Vers Vrugb.	Koei Vrugb.	Lankl.	Na-Speen	GDT	VOV	Volw. Gewig	Hoogte	Lengte	OSO	Vet	Mar
76	98	105	91	110	81	101	96	93	88	92	79	79	93	90	95

Spn. Indeks	365D Indeks	540D Indeks	GDT Indeks	VOV Indeks	Skrotum	LH
96	-	-	100	-	374	1.26

Miostatien	
Q204X	0
NT821	0
F94L	0

OPMERKINGS:

LOGIX EBV Analise: 2026-08-17

Bonsmara SA Cattle Breeders' Society

© Compiled by the South African Stud Book and Livestock Improvement Association
All Pedigree- and Performance Data has been certified as correct

Dier Info				Actual Values					Expected Breeding Values											Indices			Dam		
LOT	Animal ID	Sex	SEC	Birth Wt (kg)	205d Wt (kg)	CCB *Ratio*	Length Height *Ratio*	Scr. Circ. *(mm)*	Birth Dir (kg)	Birth Mat (kg)	Wean Dir (kg)	Wean Mat (kg)	Post Wean (kg)	Mature Weight. (kg)	ADG (g/d)	FCR (kg:kg)	Scr. Circ. (mm)	Height. (mm)	Length (mm)	Wean	ADG	Scr. Circ.	Avg. Wean Index	Nr. Calves	Repr. Index
			Breed Average						0.98	-0.28	14.9	3.7	25	22	79	-37	12.8	-3.0	14.0						
			Auction Average	34	238	-	1.25	364	0.51	-0.39	15.0	5.9	30	15	78	-27	12.1	-12	7	102	102	99	102	4.0	100
1	KVB 230229	M	SP	30	221	-	1.23	318	-0.75	-1.00	12.6	2.3	23.0	12.5	53	4	-5.2	-10	1	107	106	70	103	10	110
2	KVB 230063	M	SP	28	228	-	1.27	373	-1.59	0.12	11.0	5.8	29.8	17.7	114	-42	14.4	-12	18	104	105	103	104	3	104
4	KVB 230163	M	SP	38	207	-	1.24	388	2.12	-1.29	18.4	1.1	32.4	24.4	85	-44	20.8	-10	12	94	104	113	95	5	107
5	KVB 230166	M	SP	37	234	-	1.24	335	2.21	-0.10	20.4	4.2	35.0	30.4	34	-5	4.3	-22	3	110	97	86	103	4	104
6	KVB 240106	M	SP	33	270	-	1.22	371	0.11	-0.50	15.5	3.8	30.7	16.9	98	-38	23.8	-6	11	102	109	118	108	2	95
7	KVB 240099	M	SP	39	235	-	1.24	355	1.86	0.25	17.5	7.1	33.2	8.8	91	-33	10.4	-5	12	98	98	96	98	3	100
8	KVB 240105	M	SP	33	257	-	1.27	360	0.14	-0.23	20.0	9.3	40.9	26.8	109	-40	17.5	-2	23	112	107	108	106	2	99
9	KVB 240253	M	SP	34	265	-	1.25	376	1.55	-0.59	17.6	5.7	33.5	14.8	61	-23	20.7	-20	4	107	92	113	109	3	98
10	KVB 240053	M	SP	35	214	-	1.29	417	0.94	-1.14	15.0	2.9	28.6	19.0	64	-33	22.6	-13	8	113	-	116	103	6	103
11	GW 240002	M	SP	38	224	-	1.26	376	2.66	-1.38	15.0	5.4	26.7	10.5	2	-4	7.1	-27	-7	99	-	90	102	7	111
12	KVB 240036	M	SP	32	181	-	1.28	366	-1.83	0.09	12.1	3.7	30.8	11.1	96	-30	7.9	-15	10	94	-	92	94	1	82
13	KVB 240054	M	SP	44	209	-	1.29	381	3.36	-0.09	14.8	8.0	27.6	8.0	72	-20	5	-17	-0	104	-	87	106	4	106
14	KVB 240002	M	SP	27	200	-	1.25	360	-1.00	-0.99	8.9	2.3	23.0	8.6	66	-41	7	-12	8	92	-	90	99	7	107
15	GW 240012	M	SP	42	233	-	1.28	386	1.98	-0.18	15.5	5.2	31.6	24.8	69	-32	13.3	-14	7	101	-	101	104	6	103
16	KVB 240039	M	SP	30	223	-	1.28	392	-1.55	-0.17	17.9	11.1	40.5	28.5	94	-38	25.3	-8	16	121	-	121	111	2	100
17	KVB 240289	M	SP	26	243	-	1.27	346	-2.16	-0.13	10.5	7.4	23.5	8.5	66	-23	-3	-14	9	100	93	74	103	4	104
18	KVB 240194	M	SP	31	245	-	1.26	387	-1.08	-0.66	13.0	8.1	30.8	3.8	93	-28	24	-21	2	107	106	119	105	3	101
19	KVB 240238	M	SP	37	251	-	1.22	383	2.22	-0.52	17.3	4.5	34.7	17.8	75	-32	19.6	-13	6	99	96	111	96	3	81
20	KVB 240024	M	SP	37	244	-	1.29	389	3.13	-0.67	17.5	6.3	30.4	17.7	95	-32	14.6	-14	7	110	-	103	110	3	98
21	KVB 240083	M	SP	26	212	-	1.21	346	-0.94	-0.77	5.6	4.6	17.8	2.0	36	-10	8.1	-24	-12	93	102	92	98	5	105
22	KVB 240069	M	SP	33	254	-	1.28	309	-0.54	0.17	17.2	13.0	37.0	14.4	119	-34	-1	-4	22	111	113	77	110	3	103
23	KVB 240234	M	SP	32	235	-	1.28	390	1.79	-1.27	16.8	0.8	26.6	14.3	84	-41	24.1	-18	10	94	96	119	97	4	104
24	KVB 240182	M	SP	35	251	-	1.30	387	0.51	-0.30	16.5	7.6	34.6	8.3	96	-32	25.8	-22	3	108	107	122	108	3	101
25	KVB 240080	M	SP	37	223	-	1.22	338	2.08	-0.58	14.3	2.8	28.4	12.0	54	-16	7.1	-19	-2	93	99	90	93	2	97
26	KVB 240154	M	SP	26	281	-	1.27	372	-2.30	0.18	14.2	10.1	36.8	24.7	122	-36	20.6	-0	22	110	101	113	110	1	82

© Compiled by the South African Stud Book and Livestock Improvement Association
All Pedigree- and Performance Data has been certified as correct

Dier Info				Werklike Syfers					Verwagte Teelwaardes											Indekse			Moeder		
LOT	Dier ID	Geslag	AFD	Geb. Gewig (kg)	205d Gewig (kg)	KKG *Verh.*	Lengte Hoogte *Verh.*	Skr. Omtr. *(mm)*	Geb Dir (kg)	Geb Mat (kg)	Spn Dir (kg)	Spn Mat (kg)	Na-Spn (kg)	Volw. Gewig (kg)	GDT (g/d)	VOV (kg:kg)	Skr. Omtr. (mm)	Hoogte (mm)	Lengte (mm)	Spn.	GDT	Skr. Omtr.	Gem. Spn. Indeks	Aant. Kalw.	Repr. Indeks
		Ras Gemiddeld							0.98	-0.28	14.9	3.7	25	22	79	-37	12.8	-3.0	14.0						
		Aanbod Gemiddeld		34	238	-	1.25	364	0.51	-0.39	15.0	5.9	30	15	78	-27	12.1	-12	7	102	102	99	102	4.0	100
27	KVB 240150	M	SP	36	241	-	1.25	378	0.37	-0.57	17.9	4.2	36.9	21.9	124	-45	11.4	-3	14	95	113	98	93	6	95
28	KVB 240284	M	SP	34	248	-	1.24	334	0.76	0.14	20.0	7.6	40.1	37.9	115	-36	-.4	2	23	99	114	78	102	5	103
29	KVB 240285	M	SP	31	256	-	1.25	337	0.49	-1.09	19.3	3.9	34.2	26.0	94	-32	-2.2	0	18	104	104	75	101	6	108
30	KVB 240101	M	SP	32	269	-	1.27	356	-1.64	0.10	15.4	9.7	36.8	11.0	100	-34	15.8	-10	17	102	100	105	100	2	97
31	KVB 240068	M	SP	29	232	-	1.27	357	-1.27	-1.21	11.5	7.2	28.1	1.4	74	-24	20.9	-21	2	102	101	113	105	3	103
32	KVB 240135	M	SP	27	259	-	1.24	349	-1.75	-0.24	14.9	6.2	31.0	9.4	66	-20	10.3	-12	11	100	93	96	98	2	99
33	KVB 240126	M	SP	29	264	-	1.24	354	-0.77	0.31	17.3	11.2	48.3	41.9	123	-41	22.8	-2	22	102	117	117	108	2	99
34	KVB 240243	M	SP	43	245	-	1.25	374	4.40	-0.17	18.7	8.6	33.0	22.6	102	-39	13.9	-11	4	108	111	102	110	4	101
35	KVB 240251	M	SP	40	248	-	1.21	368	1.93	-0.16	14.0	5.3	27.6	22.1	40	1	13.4	-10	-1	96	105	101	103	5	91
36	KVB 240245	M	SP	42	246	-	1.26	374	3.96	0.13	15.8	8.7	29.3	16.0	101	-42	12.2	-8	8	109	94	99	105	6	109
37	KVB 240254	M	SP	35	254	-	1.26	342	0.29	0.11	14.4	3.4	27.0	11.1	66	-17	5.3	-2	9	101	102	87	98	4	104
38	KVB 240229	M	SP	31	233	-	1.25	375	-0.47	-0.55	10.6	3.1	21.8	8.1	85	-17	13	-15	-1	93	101	100	98	6	106
39	KVB 240250	M	SP	32	245	-	1.21	367	-0.51	-0.63	11.7	3.7	21.5	-0.7	33	-5	8.7	-10	-2	99	93	93	101	4	104
40	KVB 240224	M	SP	30	218	-	1.22	364	0.32	-0.45	8.2	5.8	11.1	-15.8	7	3	3.7	-32	-22	100	96	85	99	5	90
41	KVB 240096	M	SP	31	269	-	1.29	339	-0.20	-0.11	16.5	6.3	33.3	23.0	64	-20	10.3	-13	12	103	91	96	98	3	84
42	KVB 240123	M	SP	30	219	-	1.23	351	-1.01	-0.06	12.8	6.0	25.0	9.1	70	-37	7.8	-5	10	95	93	92	98	3	86
43	KVB 240204	M	SP	41	221	-	1.26	374	3.51	-0.33	13.9	5.2	23.4	10.1	54	-17	7.2	-20	-5	96	100	91	96	8	109

© Compiled by the South African Stud Book and Livestock Improvement Association
All Pedigree- and Performance Data has been certified as correct

EXPLANATION OF CATALOGUE ABBREVIATIONS		VERDUIDELIKING VAN KATALOGUS AFKORTINGS	
Lot Number	LOT	LOT	Lot Nommer
Estimated breeding value	EBV	EBV	Beraamde teelwaarde
Parentage verification	Parentage	Ouerskap	Ouerskap verifikasie
Age in years / Number of calvings	AGE. / CALV.	OUD. / KALF.	Ouderdom in jaar / Aantal kalwings
Average Wean index / Number of calves weaned	Ave WI / CALV.	GEM SI / KALF.	Gemiddelde speen indeks / Aantal kalwers gespeen
Animal identification number	ID	ID	Dier se identifikasie nommer
Herd Book Section	SEC	AFD	Kuddeboek Afdeling
Herd Book Section: Pending Registration	PEN	PEN	Kuddeboek Afdeling: Wag vir Registrasie
Herd Book Section: Not for Registration	NFR	NFR	Kuddeboek Afdeling: Nie vir Registrasie
Herd Book Section: Foundation Generation	FO	FO	Kuddeboek Afdeling: Fondasie Generasie
Herd Book Section: Appendix A	A	A	Kuddeboek Afdeling: Aanhangsel A
Herd Book Section: Appendix B	B	B	Kuddeboek Afdeling: Aanhangsel B
Herd Book Section: Studbook Proper, a registered animal	SP	SP	Kuddeboek Afdeling: Studbook Proper, 'n geregistreerde dier
Genomically Tested	GT	GT	Genomies Getoets
Homozygous Horned (Celtic test)	HH(c)	HH(c)	Homosigoties horings (Celtic toets)
Homozygous Polled (Celtic test)	PP(c)	PP(c)	Homosigotiets Poena (Celtic toets)
Heterozygous Polled (Celtic test)	Pp(c)	Pp(c)	Heterosigoties Poena (Celtic toets)
Phenotypically Polled	P	P	Fenotipies Poena
Intercalving Period	ICP	TKP	Tussen-Kalf Periode
Birth Direct breeding value	Birth Dir.	Geb. Dir	Geboorte Direk teelwaarde
Wean Direct breeding value	Wean Dir.	Spn. Dir.	Speen Direk teelwaarde
Wean Maternal breeding value	Wean Mat.	SPn. Mat.	Speen Maternaal teelwaarde
Scrotal Circumference	Scr. Circ.	Skr. Omt.	Skrotum omtrek
Heifer Fertility	Heifer Fert.	Vers Vrugb.	Vers Vrugbaarheid
Cow Fertility	Cow Fert.	Koei Vrugb.	Koei Vrugbaarheid
Longevity	Longev.	Lankl.	Lanklewendheid
Mature Weight	Mat. Wt.	Volw. Gewig	Volwasse gewig
Average Daily Gain (g/day)	ADG	GDT	Gemiddelde Daaglikse Toename
Feed Conversion Ratio (kg:kg)	FCR	VOV	Voeromset Verhouding
Eye Muscle Area	EMA	OSO	Oogspier grootte
Backfat Thickness	Fat	Vet	Rugvet Diepte
Marbeling (intra-muscular fat)	Mar	Mar	Marmering (binne-spierse vet)
365-day weight index	365D Index	365D Indeks	365-dae gewig indeks
540-day weight index	540D Index	540D Indeks	540-dae gewig indeks
Length-Height ratio	LH	LH	Lengte-Hoogte Verhouding
Actual Birth weight	Birth Wt.	Geb. gewig	Werklike Geboorte gewig
205-day Dam-age corrected weight	205d Wt.	205d gewig	205-dag Moeder-ouderdom gekorrigeerde gewig
Cow-Calf Birth Ratio	CCG	KKG	Koei-Kalf Geboorte Verhouding
Cow-Calf Wean Ratio	CCW	KKS	Koei-Kalf Speen Verhouding
Average Weaning Index	Avg. Wean Index	Gem. Spn. Indeks	Gemiddelde speen indeks
Number of Calves	Nr. Calves	Aant. Kalw.	Aantal kalwers
Reproduction Index	Repr. Index	Repr. Indeks	Reproduksie indeks
Animal sex: M - Male, F - Female	M / F	M / V	Dier geslag: M - Manlik, V - Vroulik