OFFICIAL AUCTION CATALOGUE FOR

2026 MIDLANDS ANGUS ELITE SALE

Netherwood Farms, Nottingham Road

14 August 2026

All Pedigree- and Performance Data is as recorded on LOGIX on 30 July 2026

© 2026 South African Stud Book and Animal Improvement Association

ANIMAL, OWNER AND PEDIGREE INFORMATION

1 2 3 4 5

LOT 1 (M) 14

V-PLAN

Breed Logo

SB 200201 PP(c)

SUPERBULL'S SUPERSTAR SB 200201

6

7

Herd Book	SP
Birth date	2020-01-01
Age	2y 7m
Inbreeding	1%
DNA	ABC001234

9 (& 10)

Parentage	Sire	Dam
DNA	✗	✔
Genomic	✗	✔

11

SB 140007
SUPERBULL SB 140007 Pp(c)

SB 140010
SUPERBULL SB 140010
Age 7 | AFC 27 | ICP 366
Calves 6 | Weaned 2
Avg. WI 89 | Wean Mat. 93
Calvings: 16-11, 17-10, 18-10, 20-03, 21-03, 22-04, 23-04

12

SB 110001
SUPERBULL SB 11 0100

SB 110012 P
SUPERBULL SB 110012
Age 10 | AFC 32 | ICP 475
Calves 5 | Weaned -
Avg. WI - | Wean Mat. 80

SB 110001
SUPERBULL SB 110400

SB 060004 PcH
SUPERBULL SB 060004
Age 13 | AFC 72 | ICP 360
Calves 8 | Weaned 7
Avg. WI 105 | Wean Mat. 110

13

SUPERBULL BREEDERS

8

Town, Province
078 737 2855
super_bull@webmail.com

1. Lot Number & sex (mixed lots)
2. Breed's logo
3. **GT** - animal is genomically tested
4. Animal Identification Number and Name
5. Polled Status
   - Celtic: PP(c)/Pp(c) - polled, HH(c) - horned
   - Phenotypic: P/PcH - polled, HH - horned, SC - scurs
6. Animal's photo, or Herd's logo
7. Herd's logo
8. Owner's information
9. Animal's information
   - Herd book section
   - Birth date
   - Animal's age
   - Animal's inbreeding percentage
   - DNA Number - if available
10. Additional information (only females)
    - Age at first calving
    - Number of calves born
    - Number of calves weaned
    - Average Wean Index
    - Intercalving Period
11. Parentage Verification - a green tick (✔) indicates that the sire and/or dam has been verified via microsatellite (DNA) and/or Genomic testing
12. Dam information
    - Age and Number of Calvings
    - Average Wean Index and Number of Calves Weaned
    - Age at First Calving and Intercalving Period
    - Cow award
13. Four (4) generation pedigree
14. VPLAN Membership

QR Code
This code can be scanned with a smart device. It redirects to the animal's information on **www.SABeefBulls.com** where additional information for the animal is available.

Myostatin	
Q204X	Free
NT821	Carrier
F94L	Not Tested

Myostatin Results
- Free - free from double muscling genes
- Carrier - heterozygotic / carrier of one double muscling gene
- D. Muscled - homozygotic / double muscled

GENETIC VALUES - BUILDING BLOCKS

Calf and Mother				Fertility				Post-Wean Growth			Frame			Carcass		
Birth Dir.	Birth Mat.	Wean Dir.	Wean Mat.	Scr. Circ.	Heifer Fert.	Cow Fert.	Longev.	Post Wean	ADG	FCR	Mature Weight	Height	Length	EMA	Fat	Mar
83	**121**	**130**	**89**	**112**	**84**	**101**	**112**	**125**	**126**	**129**	**113**	**104**	**115**	**149**	**82**	**119**
87%	*70%*	*83%*	*70%*	*81%*	*68%*	*59%*	*69%*	*72%*	*76%*	*80%*	*65%*	*81%*	*80%*	*77%*	*74%*	*73%*
10	11	12	13	16	14	15	17	18	19	20	21	22	23	25	26	27

The Logix Selection Values are compiled of specific genetic building blocks, as indicated in the selection value descritions on the next page.
These genetic building blocks are indicated in the catalogue by their Breeding Value indices and accuracies.

PHENOTYPIC VALUES

Birth Weight	205D Weight	365D Weight	540D Wegiht	ADG Index	FCR Index	Scrotum	LH
47kg	**239kg** | *109 (19)*	**284kg** | *99 (10)*	**390kg** | *92 (10)*	**1680g/d** | *90 (13)*	**6.08** | *98*	**353mm** (D1)	**1.20**
10	12			19	20	16	24

- 205D, 365D, 540D weights - adjusted weaning, year and 18 month weights, the phenotypic index obtained, and the number of animals in the contemporary group
- ADG and FCR Indices - phenotypic index obtained within the animal's contemporary group
- Scrotum - adjusted scrotal circumference, in mm, as measured at the end of the growth test, as well as the growth test type
- Length-Height Ratio (LH) - the animal's length to height ratio, as measured at the end of the growth test

© Compiled by the South African Stud Book and Livestock Improvement Association
All Pedigree- and Performance Data is as recorded on LOGIX on 30 July 2026

LOGIX SELECTION VALUES

COW VALUE	108
103	Calving Ease Value
118	Calf Growth Value
86	Milk Value
80	Maintenance Value
110	Fertility Value
GROWTH VALUE	105
CARCASS VALUE	110
PRODUCTION VALUE	103



Logix Cow Value

Selection of:

- Fertile cows,
- with low maintenance,
- that calf easily,
- and wean heavy calves relative to own weight

Calving Ease Value
Low birth weight calves
Measurement: Birth weight
EBVs: Birth Weight Direct and Maternal

Calf Growth Value
Heavy weaner calves
Measurement: Weaning weight
EBVs: Weaning weight Direct

Milk Value
Good mothering ability
Measurement: Weaning weight
EBVs: Weaning weight Maternal

Maintenance Value
Low cow weight
Measurement: Mature cow weight, Weaning weight
EBVs: Mature weight + 10% Wean Maternal

Fertility Value
Fertile cows (calve early and regularly while family is retained in stud herds)
Measurement: Age at first calving, ICP and retention
EBVs: Heifer fertility, Cow fertility, and Longevity

Logix Growth Value

Selection for efficient growers on veld and in feedlot

Measurements: Phase C and D Growth test traits

EBVs: Weaning weight, End weight, ADG and Intake

Logix Carcass Value

Selection for higher meat yields on a carcass

Measurements: Phase C and D Growth test traits, RTU scanning traits

EBVs: End weight, Eye Muscle Area and Fat

Logix Production Value

Selection for profitable animals

80% of the Cow Value, and 20% of the Growth Value

HOW TO USE SELECTION VALUES

Logix Breeding Value Indices and Selection Values are versatile and can be used effectively to select various types of animals suitable for different environments and markets. Three examples of selection goals are shown. Always check all selection values for compatiblility with your specific selection goal and never select only on the Cow Value.

AVERAGE ANIMALS

(NO GROWTH EXTREMES)

COW VALUE	115
108	Calving Ease Value
106	Calf Growth Value
106	Milk Value
101	Maintenance Value
100	Fertility Value

- Selection Values 90 to 110
- Cow Value & Fertility Value average to high

A safe choice, as animals are profitable in most environments.

GROWERS

(GOOD ENVIRONMENT)

COW VALUE	115
86	Calving Ease Value
122	Calf Growth Value
116	Milk Value
81	Maintenance Value
100	Fertility Value

- Calf Growth / Growth Value > 110
- Cow Value & Fertility Value average to high

Growers are heavier at birth (lower Calving Ease Value), and heavier at maturity (lower Maintenance Value).

LOW-MAINTENANCE ANIMALS

(HARSH ENVIRONMENT)

COW VALUE	115
112	Calving Ease Value
96	Calf Growth Value
117	Milk Value
115	Maintenance Value
100	Fertility Value

- Maintence Value > 110
- Cow Value & Fertility Value average to high

Lighter cows have a lower maintenance (higher Maintenance Value).

© Compiled by the South African Stud Book and Livestock Improvement Association
All Pedigree- and Performance Data is as recorded on LOGIX on 30 July 2026

EXPLANATION OF BREEDING VALUES AND SELECTION VALUES

		Traits	Description/Measurement	Goal	General Guidelines						
						<80	<90	90-110	>110	>120	
Selection Values	1	**Cow Value**	Combination of Calving Ease, Calf Growth, Milk, Maintenance and Fertility Values (Rand-Value)	Profitable Cow	Loss						Profit
	2	**Calving Ease Value**	Risk for calving problems (calf too heavy) vs calf too small	Avg. birth weight	High						Low
	3	**Calf Growth Value**	Calf's genetic ability for pre-weaning growth	Heavy weaner calf	Light						Heavy
	4	**Milk Value**	Cow's genetic mothering and milking ability	Enough milk for the calf	Less						More
	5	**Maintenance Value**	Maintenance requirements of cow (cow weight and milk)	Low cow maintenance	High					*	Low
	6	**Fertility Value**	Fertility and retention of cows and heifers	Fertile cows	Low						High
	7	**Growth Value**	Efficient growth on veld and in feedlot (R-value)	Profitable growth	Loss						Profit
	8	**Carcass Value**	Meat on carcass (Weight and RTU EBVs)	More meat on the carcass	Less						More
	9	**Production Value**	Combination of Cow- and Growth values (R-value)	Profitable animals	Loss						Profit
Cow & Heifer	10	**Birth Weight Direct**	Birth weight (Calf's genetic ability)	Avg. birth weight	Heavy						Light
	11	**Birth Weight Maternal**	Birth weight (Cow's genetic ability)	Easy calving	Heavy						Light
	12	**Weaning Weight Direct**	Weaning weight (Calf's genetic ability)	Heavy weaner calves	Light						Heavy
	13	**Weaning Weight Maternal**	Weaning weight (Cow's genetic ability)	Good mothers	Poor						Good
	21	**Mature Cow Weight**	Cow weight at weaning of first three calves	Avg. mature cow weight	Light				*	*	Heavy
		Cow-Calf Birth	EBV Birth Direct / EBV Mature Cow weight	Average	Low						High
		Cow-Calf Wean	EBV Wean Direct / EBV Mature Cow weight	High calf-cow ratio	Low						High
Fertility	14	**Heifer Fertility**	Age at first calving	Fertile heifers	Less						More
	15	**Cow Fertility**	First 3 inter-calving periods (ICPs)	Fertile cows	Less						More
	16	**Scrotal Circumference**	As measured during the growth test	Fertile bulls	Less						More
	17	**Longevity**	Retention of progeny	Acceptable progeny	Poor						Good
Growth & Frame	18	**Post-Wean Weight**	12- and 18 month weights	Good post-wean growth	Low					*	High
	19	**Average Daily Gain**	Average daily gain	Good growth	Poor						Good
	20	**Feed Conversion Ratio**	100g feed intake / g weight gain	Feed efficiency	Poor						Good
		Final Test Weight	Final weight in the growth test	Heavy carcass	Light					*	Heavy
	22	**Height**	Shoulder / Hip height in growth test	Average height	Short						Tall
	23	**Length**	Length in growth test	Longer for more muscle	Short						Long
	24	**Length-Height Ratio**	EBV Length / EBV Height	Longer rather than tall	<1						>1
Carcass	25	**Eye Muscle Area**	RTU measured eye muscle area	Bigger steaks	Small						Big
	26	**Fat Thickness**	RTU measured P8 backfat thickness	Carcass quality	Thin						Thick
	27	**Marbling**	RTU measured % of intra-muscular fat	Juicy meat	Low						High

* Determined by own selection goal

INTERPRETATION OF BREEDING VALUE INDICES

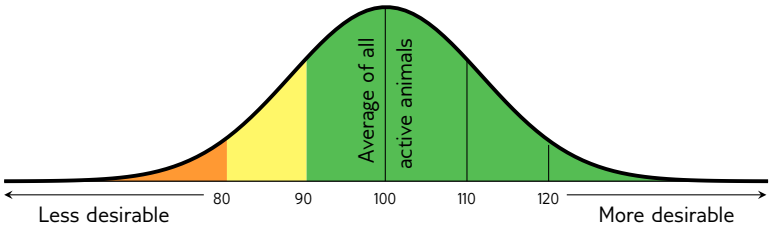

Average between 90 and 110

(Acceptable between 80 and 120)

© Compiled by the South African Stud Book and Livestock Improvement Association

All Pedigree- and Performance Data is as recorded on LOGIX on 30 July 2026

LOT 1 (M)

RK 230068
NETHERWOOD ZULU

Herd Book	SP
Birth date	2023-08-09
Age	3y
Inbreeding	0%
DNA	U260496U009

RK 200008
NETHERWOOD ZIPPO
Wean Mat. 99

Parentage	Sire	Dam
DNA	✔	
Genomic		

RK 150033
NETHERWOOD ZAPPER
Wean Mat. 107

WAF351U
RED WAF CACHAFAZ 351U

WB 070085
MEQUATLING RED CHIQUITA
Age 10y | Avg. WI 112
Calves 8 | Weaned 7

RK 170044
NETHERWOOD RK170044
Age 5y | AFC 35m | ICP 399d
Calves 3 | Weaned 3 | Wean Mat. 103
Avg. WI 104 | CCB 5.14 | CCW 46.7

Y1334
BROWN JYJ REDEMPTION Y1334

JMS 110643
VANSIA JMS 11 643
Age 10y | Avg. WI 96
Calves 8 | Weaned 9

RK 170036
NETHERWOOD RK170036
Age 9y | AFC 36m | ICP 366d
Calves 6 | Weaned 6 | Wean Mat. 78
Avg. WI 103 | CCB 6.49 | CCW 51.6
Calvings: 20-07, 21-07, 22-07, 23-08, 24-07, 25-07

911U
RED NORTHLINE ROCKSTAR 911U
Wean Mat. 50

33S
RED LAURON SAGA 33S

91
RED NORTHLINE ROBBIE ROXY 91
Age 24y | Avg. WI -
Calves - | Weaned -

RCM 100120
ROECHAMA RCM100120
Age 10y | AFC 25m | ICP 399d
Calves 8 | Weaned 4 | Wean Mat. 77
Avg. WI 96 | CCB 4.28 | CCW 41

JAN 051778
ANVOS HILLARY 1778

RCM 010011
ROECHAMA 2111
Age 10y | Avg. WI 81
Calves 7 | Weaned 1

R. KLEINLOOG
Nottingham Road, Kwazulu Natal
0723552770
Rob.Kleinloog@gmail.com

P.O. BOX 290,-,NOTTINGHAM ROAD, 3280

COW VALUE	97
99	Calving Ease Value
102	Calf Growth Value
86	Milk Value
105	Maintenance Value
100	Fertility Value
GROWTH VALUE	95
CARCASS VALUE	95
PRODUCTION VALUE	95

LOGIX GENETICS | GENETICA — EBV Analysis 2026-07-17

Calf and Mother				Fertility			
Birth Dir.	Birth Mat.	Wean Dir.	Wean Mat.	Scr. Circ.	Heifer Fert.	Cow Fert.	Longev.
101	98	102	86	91	94	89	112
70%	45%	65%	48%	44%	28%	16%	47%

Post-Wean Growth			Frame			Carcass		
Post Wean	ADG	FCR	Mature Weight	Height	Length	EMA	Fat	Mar
100	91	88	95	79	89	114	97	116
36%	39%	17%	44%	43%	38%	34%	39%	35%

Myostatin	
Q204X	Free
NT821	Free
F94L	Free

Birth Weight	205D Weight	365D Weight	540D Weight	ADG Index	FCR Index	Scrotum	LH
30kg	238kg | *114 (15)*	-	-	-	-	-	-

SELLER REMARKS: A bull that will work well on heifers.

LOT 2 (M)

RK 230035
NETHERWOOD HARRISON

Herd Book	SP
Birth date	2023-07-04
Age	3y 1m
Inbreeding	0%
DNA	U260496U005

RK 180037
NETHERWOOD HACKER
Wean Mat. 110

Parentage	Sire	Dam
DNA	✔	
Genomic		

11X
RED LAZY MC HONKY TONK 11X
Wean Mat. 82

26U
RED LAZY MC COWBOY CUT 26U

701T
RED YY PATTY 701T
Age 36y | Avg. WI -
Calves - | Weaned -

RCM 110110
ROECHAMA RCM110110
Age 8y | AFC 35m | ICP 379d
Calves 6 | Weaned 4 | Wean Mat. 116
Avg. WI 100 | CCB 4.43 | CCW 40

AC 050077
LOUMOTTA MAJOR MAN

RCM 050046
ROECHAMA RCM05046
Age 11y | Avg. WI 106
Calves 7 | Weaned 7

RK 190008
NETHERWOOD RK190008
Age 5y | AFC 36m | ICP 395d
Calves 2 | Weaned 2 | Wean Mat. 96
Avg. WI 100 | CCB - | CCW 47.6
Calvings: 22-06, 23-07

DKF 55C
RED DKF RAZOR 55C
Wean Mat. 93

15A
DKF ELIMINATOR 15A

21A
DKF MISS NET WORTH 21A
Age 20y | Avg. WI -
Calves - | Weaned -

RK 160018
NETHERWOOD RK160018
Age 8y | AFC 39m | ICP 399d
Calves 4 | Weaned 2 | Wean Mat. 85
Avg. WI 93 | CCB 5.18 | CCW 38.4

WB 110293
MEQUATLING GUNSLINGER

RR 080231 PP
RIVERRANCH RR 080231
Age 8y | Avg. WI 119
Calves 5 | Weaned 3

R. KLEINLOOG
Nottingham Road, Kwazulu Natal
0723552770
Rob.Kleinloog@gmail.com

P.O. BOX 290,-,NOTTINGHAM ROAD, 3280

COW VALUE	115
84	Calving Ease Value
118	Calf Growth Value
105	Milk Value
87	Maintenance Value
111	Fertility Value
GROWTH VALUE	103
CARCASS VALUE	105
PRODUCTION VALUE	113

LOGIX GENETICS | GENETICA — EBV Analysis 2026-07-17

Calf and Mother				Fertility			
Birth Dir.	Birth Mat.	Wean Dir.	Wean Mat.	Scr. Circ.	Heifer Fert.	Cow Fert.	Longev.
65	94	118	105	113	122	101	103
72%	46%	68%	49%	44%	39%	24%	50%

Post-Wean Growth			Frame			Carcass		
Post Wean	ADG	FCR	Mature Weight	Height	Length	EMA	Fat	Mar
124	103	100	113	101	100	105	100	91
43%	40%	19%	48%	42%	38%	35%	40%	36%

Myostatin	
Q204X	Free
NT821	Free
F94L	Free

Birth Weight	205D Weight	365D Weight	540D Weight	ADG Index	FCR Index	Scrotum	LH
44kg	232kg | *103 (15)*	-	-	-	-	-	-

SELLER REMARKS: Bull with a strong top line.

© Compiled by the South African Stud Book and Livestock Improvement Association
All Pedigree- and Performance Data is as recorded on LOGIX on 30 July 2026

LOT 3 (M)

RK 230037
NETHERWOOD HOGAN

Herd Book	SP
Birth date	2023-07-04
Age	3y 1m
Inbreeding	0%
DNA	U260496U006

Parentage	Sire	Dam
DNA	✔	
Genomic		

RK 180037
NETHERWOOD HACKER
Wean Mat. 110

11X
RED LAZY MC HONKY TONK 11X
Wean Mat. 82

26U
RED LAZY MC COWBOY CUT 26U

701T
RED YY PATTY 701T
Age 36y | Avg. WI -
Calves - | Weaned -

RCM 110110
ROECHAMA RCM110110
Age 8y | AFC 35m | ICP 379d
Calves 6 | Weaned 4 | Wean Mat. 116
Avg. WI 100 | CCB 4.43 | CCW 40

AC 050077
LOUMOTTA MAJOR MAN

RCM 050046
ROECHAMA RCM05046
Age 11y | Avg. WI 106
Calves 7 | Weaned 7

RK 140012
NETHERWOOD RED FIRE
Age 12y | AFC 33m | ICP 355d
Calves 10 | Weaned 7 | Wean Mat. 100
Avg. WI 100 | CCB 5.03 | CCW 41.9
Calvings: 16-11, 17-11, 18-10, 19-09, 20-07, 21-07, 22-07, 23-07, 24-08, 25-08

26P
RED FINE LINE MULBERRY 26P
Wean Mat. 91

449M
RED COMPASS MULBERRY 449M

8G
RED DUS FAYETTE 8G
Age 28y | Avg. WI -
Calves - | Weaned -

RK 100012
NETHERWOOD RK100012
Age 11y | AFC 30m | ICP 386d
Calves 9 | Weaned 6 | Wean Mat. 130
Avg. WI 111 | CCB 4.94 | CCW 48

JE 020068
BLAIRMORE 02 68

KA 971712
KIPLINGCOTES 97 1712
Age 13y | Avg. WI 94
Calves 9 | Weaned 5

R. KLEINLOOG
Nottingham Road, Kwazulu Natal
0723552770
Rob.Kleinloog@gmail.com

P.O. BOX 290,-,NOTTINGHAM ROAD, 3280

COW VALUE	98
89	Calving Ease Value
96	Calf Growth Value
105	Milk Value
101	Maintenance Value
109	Fertility Value
GROWTH VALUE	97
CARCASS VALUE	96
PRODUCTION VALUE	96

LOGIX GENETICS | GENETICA — EBV Analysis 2026-07-17

Calf and Mother				Fertility			
Birth Dir.	Birth Mat.	Wean Dir.	Wean Mat.	Scr. Circ.	Heifer Fert.	Cow Fert.	Longev.
92	93	96	105	108	104	107	106
74%	52%	69%	54%	46%	41%	29%	54%

Post-Wean Growth			Frame			Carcass		
Post Wean	ADG	FCR	Mature Weight	Height	Length	EMA	Fat	Mar
103	97	92	98	88	94	106	96	94
42%	42%	28%	49%	44%	40%	39%	42%	39%

Myostatin	
Q204X	Free
NT821	Free
F94L	Free

Birth Weight	205D Weight	365D Weight	540D Weight	ADG Index	FCR Index	Scrotum	LH
36kg	200kg | *90 (15)*	-	-	-	-	-	-

SELLER REMARKS: Deep long bull that will produce heavy weaners.

LOT 4 (M)

FW 230057 *PcPc*
LOVU FW230057

Herd Book	SP
Birth date	2023-08-28
Age	2y 12m
Inbreeding	1%
DNA	WSC052359

Parentage	Sire	Dam
DNA	✔	
Genomic	✔	✔

WE 190029 PcPc
MAPASSA WE190029
Wean Mat. 146

195D
RED U2 MALBEC 195D
Wean Mat. 125

DUA149A
RED U2 RECKONING 149A

DUA 90A
RED U-2 MABEL 60A
Age 19y | Avg. WI -
Calves - | Weaned -

WE 160007
MAPASSA WE160007
Age 8y | AFC 25m | ICP 387d
Calves 6 | Weaned 5 | Wean Mat. 121
Avg. WI 107 | CCB - | CCW 47.6

WB 110465
MEQUATLING 4 X 4

CP 106458
VEEJAY 10 6458
Age 6y | Avg. WI 106
Calves 3 | Weaned 3

FW 170056 PcPc
LOVU FW170056
Age 8y | AFC 23m | ICP 365d
Calves 7 | Weaned 7 | Wean Mat. 95
Avg. WI 98 | CCB - | CCW 43.9
Calvings: 19-09, 20-09, 21-10, 22-09, 23-08, 24-08, 25-09

CP 147724
VEEJAY TOUCHSTONE 7724
Wean Mat. 101

CP 106312
VEEJAY MULBERRY 6312

CP 064974
VEEJAY 06 4974
Age 8y | Avg. WI 102
Calves 6 | Weaned 6

FW 150024
LOVU FW150024
Age 2y | AFC 24m | ICP -
Calves 1 | Weaned 1 | Wean Mat. 95
Avg. WI 104 | CCB - | CCW -

016
LARSON SUN KING 016

FW 110026
LOVU FW110026
Age 6y | Avg. WI 85
Calves 5 | Weaned 3

J.F. KEYSER
Eston, Kwazulu Natal
0827749901
rosewoodfarmcc@gmail.com

ROSEWOOD FARM C.C.,P.O. BOX 104, ESTON, 3740

COW VALUE	105
127	Calving Ease Value
92	Calf Growth Value
113	Milk Value
101	Maintenance Value
94	Fertility Value
GROWTH VALUE	105
CARCASS VALUE	112
PRODUCTION VALUE	105

LOGIX GENETICS | GENETICA — EBV Analysis 2026-07-17

Calf and Mother				Fertility			
Birth Dir.	Birth Mat.	Wean Dir.	Wean Mat.	Scr. Circ.	Heifer Fert.	Cow Fert.	Longev.
141	91	92	113	109	92	87	105
87%	83%	87%	84%	86%	81%	80%	83%

Post-Wean Growth			Frame			Carcass		
Post Wean	ADG	FCR	Mature Weight	Height	Length	EMA	Fat	Mar
103	111	108	97	109	116	106	116	124
84%	84%	80%	83%	86%	84%	83%	85%	84%

Myostatin	
Q204X	Free
NT821	Free
F94L	Free

Birth Weight	205D Weight	365D Weight	540D Weight	ADG Index	FCR Index	Scrotum	LH
28kg	233kg | *109 (39)*	-	-	931g/d | *98 (38)*	-	347mm *(D1)*	1.23

SELLER REMARKS: Long and thick bull.

© Compiled by the South African Stud Book and Livestock Improvement Association
All Pedigree- and Performance Data is as recorded on LOGIX on 30 July 2026

LOT 5 (M)

FW 230080 PcPc

LOVU FW230080

Herd Book	SP
Birth date	2023-09-05
Age	2y 11m
Inbreeding	1%
DNA	WSC052365

AV 190115 PcPc
BIRD ISLAND REDS AV190115
Wean Mat. 108

Parentage	Sire	Dam
DNA	✔	
Genomic	✔	

FW 200065
LOVU FW200065
Age 3y | AFC 24m | ICP 365d
Calves 2 | Weaned 2 | Wean Mat. 112
Avg. WI 107 | CCB - | CCW 50
Calvings: 22-09, 23-09

195D
RED U2 MALBEC 195D
Wean Mat. 125

AV 140051
BIRD ISLAND REDS AV140051
Age 9y | AFC 24m | ICP 367d
Calves 8 | Weaned 8 | Wean Mat. 89
Avg. WI 97 | CCB 6.68 | CCW 49.8

RK 160079
NETHERWOOD VICTORIOUS
Wean Mat. 101

FW 160073 PcPc
LOVU FW160073
Age 9y | AFC 22m | ICP 371d
Calves 8 | Weaned 8 | Wean Mat. 116
Avg. WI 103 | CCB - | CCW 43.5

DUA149A
RED U2 RECKONING 149A

DUA 90A
RED U-2 MABEL 60A
Age 19y | Avg. WI -
Calves - | Weaned -

WB 110465
MEQUATLING 4 X 4

DE 020019
DE-PANNE MYRTEL 4DE
Age 13y | Avg. WI 98
Calves 11 | Weaned 10

MLR 120584
VICTORIO (RR/367) 584

ESP 100009
ESPERANZA CHEREE
Age 10y | Avg. WI 103
Calves 8 | Weaned 5

WB 130309
MEQUATLING HOTSHOT

FW 120025 PcPc
LOVU FW120025
Age 12y | Avg. WI 106
Calves 11 | Weaned 10

J.F. KEYSER
Eston, Kwazulu Natal
0827749901
rosewoodfarmcc@gmail.com
ROSEWOOD FARM C.C.,P.O. BOX 104, ESTON, 3740

COW VALUE	96
84	Calving Ease Value
94	Calf Growth Value
106	Milk Value
116	Maintenance Value
106	Fertility Value
GROWTH VALUE	83
CARCASS VALUE	88
PRODUCTION VALUE	92

LOGIX EBV Analysis 2026-07-17

Calf and Mother				Fertility			
Birth Dir.	Birth Mat.	Wean Dir.	Wean Mat.	Scr. Circ.	Heifer Fert.	Cow Fert.	Longev.
96	80	94	106	89	102	109	102
86%	81%	85%	82%	86%	80%	78%	81%

Post-Wean Growth			Frame			Carcass		
Post Wean	ADG	FCR	Mature Weight	Height	Length	EMA	Fat	Mar
93	85	75	84	54	72	107	90	83
82%	84%	78%	81%	85%	83%	83%	84%	83%

Birth Weight	205D Weight	365D Weight	540D Weight	ADG Index	FCR Index	Scrotum	LH
39kg	236kg | *105 (39)*	-	-	862g/d | *91 (38)*	-	344mm *(D1)*	1.23

Myostatin	
Q204X	Free
NT821	Free
F94L	Free

SELLER REMARKS: Early maturing, great capacity.

LOT 6 (M)

FW 230078 PcPc

LOVU FW230078

Herd Book	SP
Birth date	2023-09-04
Age	2y 11m
Inbreeding	0%
DNA	WSC052364

WE 190029 PcPc
MAPASSA WE190029
Wean Mat. 146

Parentage	Sire	Dam
DNA	✔	
Genomic	✔	✔

FW 140054 PcPc
LOVU FW140054
Age 11y | AFC 35m | ICP 369d
Calves 9 | Weaned 9 | Wean Mat. 124
Avg. WI 108 | CCB - | CCW 43.2
Calvings: 17-08, 18-09, 19-09, 20-09, 21-08, 22-09, 23-09, 24-08, 25-09

195D
RED U2 MALBEC 195D
Wean Mat. 125

WE 160007
MAPASSA WE160007
Age 8y | AFC 25m | ICP 387d
Calves 6 | Weaned 5 | Wean Mat. 121
Avg. WI 107 | CCB - | CCW 47.6

KHC 100028
SHANTON KHC100028
Wean Mat. 91

FW 110078 PcPc
LOVU FW110078
Age 12y | AFC 23m | ICP 365d
Calves 11 | Weaned 9 | Wean Mat. 106
Avg. WI 98 | CCB - | CCW 45.5

DUA149A
RED U2 RECKONING 149A

DUA 90A
RED U-2 MABEL 60A
Age 19y | Avg. WI -
Calves - | Weaned -

WB 110465
MEQUATLING 4 X 4

CP 106458
VEEJAY 10 6458
Age 6y | Avg. WI 106
Calves 3 | Weaned 3

301570-1151
1151 KEBAB AV DAVIDSTORP

JWB 020025
OLD KILGOBBIN 849 LOGAN SPRING
Age 9y | Avg. WI 103
Calves 6 | Weaned 5

RK 060031
NETHERWOOD RK06031

FW 070048
LOVU FW0748
Age 4y | Avg. WI 110
Calves 3 | Weaned 2

J.F. KEYSER
Eston, Kwazulu Natal
0827749901
rosewoodfarmcc@gmail.com
ROSEWOOD FARM C.C.,P.O. BOX 104, ESTON, 3740

COW VALUE	102
103	Calving Ease Value
91	Calf Growth Value
137	Milk Value
104	Maintenance Value
74	Fertility Value
GROWTH VALUE	90
CARCASS VALUE	100
PRODUCTION VALUE	98

LOGIX EBV Analysis 2026-07-17

Calf and Mother				Fertility			
Birth Dir.	Birth Mat.	Wean Dir.	Wean Mat.	Scr. Circ.	Heifer Fert.	Cow Fert.	Longev.
115	86	91	137	114	77	66	99
88%	84%	87%	84%	87%	82%	81%	84%

Post-Wean Growth			Frame			Carcass		
Post Wean	ADG	FCR	Mature Weight	Height	Length	EMA	Fat	Mar
96	93	90	92	84	95	103	104	99
84%	85%	80%	84%	86%	85%	84%	85%	84%

Birth Weight	205D Weight	365D Weight	540D Weight	ADG Index	FCR Index	Scrotum	LH
32kg	230kg | *105 (39)*	-	-	897g/d | *95 (38)*	-	367mm *(D1)*	1.22

Myostatin	
Q204X	Free
NT821	Free
F94L	Free

SELLER REMARKS: Out if a very fertile dam line.

© Compiled by the South African Stud Book and Livestock Improvement Association
All Pedigree- and Performance Data is as recorded on LOGIX on 30 July 2026

LOT 7 (M)

SBF 230005

SOUTHERN BLOCK SBF 230005

Herd Book	SP
Birth date	2023-07-02
Age	3y 1m
Inbreeding	1%
DNA	U26792U007

Parentage	Sire	Dam
DNA	✔	
Genomic		

VB 160004
WINDMEUL ARLINDA-ET
Wean Mat. 93

LC 930900
TARZAN KINGWHEEL 900
Wean Mat. 78

LBC 878251
LEACHMAN KINGDOM 8251

LC K 0257
TARZAN RIELLIE 257
Age 10y | Avg. WI 98
Calves 8 | Weaned 8

JAN 000777
ANVOS RED ANNY 777
Age 14y | AFC 29m | ICP 365d
Calves 9 | Weaned 4 | Wean Mat. 120
Avg. WI 126 | CCB - | CCW 52.7

G 940299
CARWIN RED G94 299

JAN 970398
ANVOS RED ANNY 398
Age 4y | Avg. WI 104
Calves 1 | Weaned 1

KDL 180009
BLAIRMORE EILEEN KDL 1809
Age 7y | AFC 25m | ICP 350d
Calves 7 | Weaned 5 | Wean Mat. 106
Avg. WI 102 | CCB - | CCW 46.2
Calvings: 20-10, 21-09, 22-07, 23-07, 24-07, 25-07, 26-07

KDL 119195
BLAIRMORE KDL119195
Wean Mat. 116

5204R
SCHULER FLAT IRON 5204R

ML 050015
MR RED 007 BERRY
Age 10y | Avg. WI 111
Calves 7 | Weaned 1

KDL 140205
BLAIRMORE KDL14205
Age 5y | AFC 37m | ICP 300d
Calves 2 | Weaned 1 | Wean Mat. 93
Avg. WI 111 | CCB - | CCW -

KDL 111120
BLAIRMORE KDL111120

KD 100931
MAKOJALO KD100931
Age 7y | Avg. WI 110
Calves 5 | Weaned 2

BLAIRMORE STUD PARTNERSHIP
Howick, Kwazulu Natal
0713045592
jameswestkelly@yahoo.com
PO BOX 1323,,HOWICK, 3290

COW VALUE	99
104	Calving Ease Value
97	Calf Growth Value
99	Milk Value
100	Maintenance Value
107	Fertility Value
GROWTH VALUE	79
CARCASS VALUE	95
PRODUCTION VALUE	94

LOGIX GENETICS | GENETICA — EBV Analysis 2026-07-17

Calf and Mother				Fertility			
Birth Dir.	Birth Mat.	Wean Dir.	Wean Mat.	Scr. Circ.	Heifer Fert.	Cow Fert.	Longev.
101	105	97	99	98	107	106	102
72%	53%	69%	56%	70%	37%	25%	50%

Post-Wean Growth			Frame			Carcass		
Post Wean	ADG	FCR	Mature Weight	Height	Length	EMA	Fat	Mar
93	88	85	100	97	96	91	97	86
46%	61%	35%	53%	43%	39%	35%	39%	36%

Myostatin	
Q204X	Free
NT821	Free
F94L	Free

Birth Weight	205D Weight	365D Weight	540D Weight	ADG Index	FCR Index	Scrotum	LH
34kg	233kg | *96 (7)*	-	-	330g/d | *59 (13)*	-	334mm *(D1)*	-

SELLER REMARKS: Top Dam.

LOT 8 (M)

KDL 230011

BLAIRMORE KDL2311

Herd Book	SP
Birth date	2023-08-25
Age	2y 12m
Inbreeding	0%
DNA	U19273U001

Parentage	Sire	Dam
DNA	✔	
Genomic		

E 180213
EPWORTH RAGNAROK
Wean Mat. 79

1441
S A V RESOURCE 1441
Wean Mat. 97

34077075
RITO 707 OF IDEAL 3407 7075

4136
SAV BLACKCAP MAY 4136
Age 23y | Avg. WI -
Calves - | Weaned -

E 130336
EPWORTH RED LADYBIRD
Age 9y | AFC 37m | ICP 365d
Calves 6 | Weaned 6 | Wean Mat. 60
Avg. WI 94 | CCB - | CCW 37.2

WB 100210
MEQUATLING OUTCROSS

RK 090041
NETHERWOOD RK090041
Age 10y | Avg. WI 102
Calves 7 | Weaned 7

KDL 150192
BLAIRMORE KDL15192
Age 10y | AFC 26m | ICP 403d
Calves 8 | Weaned 7 | Wean Mat. 109
Avg. WI 100 | CCB - | CCW 41.7
Calvings: 17-11, 18-12, 19-11, 20-10, 21-10, 23-08, 24-07, 25-08

KDL 120016
BLAIRMORE KDL1216
Wean Mat. 97

26P
RED FINE LINE MULBERRY 26P

KD 086727
MAKOJALO KD080727
Age 6y | Avg. WI 107
Calves 4 | Weaned 1

KDL 111065
BLAIRMORE KDL111065
Age 4y | AFC 33m | ICP 417d
Calves 2 | Weaned 2 | Wean Mat. 92
Avg. WI 84 | CCB - | CCW -

5204R
SCHULER FLAT IRON 5204R

ML 050009
MR RED 007 ROSE
Age 9y | Avg. WI 85
Calves 6 | Weaned 1

BLAIRMORE STUD PARTNERSHIP
Howick, Kwazulu Natal
0713045592
jameswestkelly@yahoo.com
PO BOX 1323,,HOWICK, 3290

COW VALUE	109
81	Calving Ease Value
110	Calf Growth Value
97	Milk Value
102	Maintenance Value
121	Fertility Value
GROWTH VALUE	105
CARCASS VALUE	102
PRODUCTION VALUE	108

LOGIX GENETICS | GENETICA — EBV Analysis 2026-07-17

Calf and Mother				Fertility			
Birth Dir.	Birth Mat.	Wean Dir.	Wean Mat.	Scr. Circ.	Heifer Fert.	Cow Fert.	Longev.
84	90	110	97	97	114	139	96
73%	53%	59%	55%	31%	36%	24%	52%

Post-Wean Growth			Frame			Carcass		
Post Wean	ADG	FCR	Mature Weight	Height	Length	EMA	Fat	Mar
116	110	106	98	96	101	100	100	95
36%	29%	20%	53%	30%	28%	26%	28%	26%

Myostatin	
Q204X	Free
NT821	Free
F94L	Free

Birth Weight	205D Weight	365D Weight	540D Weight	ADG Index	FCR Index	Scrotum	LH
48kg	227kg | *100 (1)*	-	-	-	-	-	-

SELLER REMARKS: Extremely well balance bull.

© Compiled by the South African Stud Book and Livestock Improvement Association
All Pedigree- and Performance Data is as recorded on LOGIX on 30 July 2026

LOT 9 (M)

NLA 230010

NEW LEAF IKE 2310

Herd Book	SP
Birth date	2023-08-13
Age	3y
Inbreeding	4%
DNA	U26792U019

6846
S A V RAINFALL 6846
Wean Mat. 113

Parentage	Sire	Dam
DNA	✔	
Genomic		

NLA 120002
NEW LEAF BARDOLENA BABE 1202
Age 13y | AFC 25m | ICP 360d
Calves 12 | Weaned 6 | Wean Mat. 79
Avg. WI 96 | CCB - | CCW -
Calvings: 14-09, 15-08, 16-09, 17-08, 18-08, 19-08, 20-08, 21-08, 22-08, 23-08, 24-08, 25-07

0256
COLEMAN CHARLO 0256
Wean Mat. 103

730P
O C C PAXTON 7309

6014AAA
BOHI ABIGALE 6014
Age 26y | Avg. WI -
Calves - | Weaned -

4136
SAV BLACKCAP MAY 4136
Age 23y | AFC - | ICP -
Calves - | Weaned - | Wean Mat. 109
Avg. WI - | CCB - | CCW -

004
S A V 8180 TRAVELER 004

2397
SAV MAY 2397
Age 26y | Avg. WI -
Calves - | Weaned -

7301
S A V PIONEER 7301
Wean Mat. 68

0035
S A V FINAL ANSWER 0035

5297
S A V BLACKBIRD 5297
Age 24y | Avg. WI -
Calves - | Weaned -

WB 060070
MEQUATLING BARDOLENA 060070
Age 11y | AFC 24m | ICP 371d
Calves 9 | Weaned 8 | Wean Mat. 104
Avg. WI 105 | CCB - | CCW 49.2

7078
VERMILLION DATELINE 7078

WB 030226
MEQUATLING BARDOLENA 03 0226
Age 11y | Avg. WI 109
Calves 10 | Weaned 5

BLAIRMORE STUD PARTNERSHIP
Howick, Kwazulu Natal
0713045592
jameswestkelly@yahoo.com
PO BOX 1323,,HOWICK, 3290

USED IN HERD (5)

COW VALUE	112
92	Calving Ease Value
116	Calf Growth Value
99	Milk Value
99	Maintenance Value
95	Fertility Value
GROWTH VALUE	118
CARCASS VALUE	116
PRODUCTION VALUE	113

LOGIX GENETICS | GENETRIX — EBV Analysis 2026-07-17

Calf and Mother				Fertility			
Birth Dir.	Birth Mat.	Wean Dir.	Wean Mat.	Scr. Circ.	Heifer Fert.	Cow Fert.	Longev.
98	91	116	99	97	99	87	102
79%	55%	69%	54%	72%	45%	23%	55%

Post-Wean Growth			Frame			Carcass		
Post Wean	ADG	FCR	Mature Weight	Height	Length	EMA	Fat	Mar
117	113	105	100	71	90	115	124	124
56%	64%	34%	49%	52%	49%	47%	50%	47%

Myostatin	
Q204X	Free
NT821	Free
F94L	Free

Birth Weight	205D Weight	365D Weight	540D Weight	ADG Index	FCR Index	Scrotum	LH
35kg	239kg | *94 (13)*	-	-	719g/d | *129 (13)*	-	333mm *(D1)*	-

SELLER REMARKS: Great dam line.

LOT 10 (M)

RAT 242404

KIRKMAN RAT 242404

Herd Book	SP
Birth date	2024-04-16
Age	2y 4m
Inbreeding	2%
DNA	ZOCA2024-72265

KDL 190162 PcPc
BLAIRMORE KDL19162
Wean Mat. 110

Parentage	Sire	Dam
DNA	✔	✔
Genomic		

RAT 202016
KIRKMAN RAT 202016
Age 4y | AFC 25m | ICP 390d
Calves 3 | Weaned 1 | Wean Mat. 95
Avg. WI 107 | CCB 6.6 | CCW 51.6
Calvings: 23-01, 24-04, 25-03

KDL 170039
BLAIRMORE KDL1739
Wean Mat. 92

WB 100093
MEQUATLING DATABANK

KDL 120060
BLAIRMORE KDL 120060
Age 5y | Avg. WI 104
Calves 3 | Weaned 3

KDL 170073
BLAIRMORE KDL1773
Age 4y | AFC 27m | ICP 333d
Calves 3 | Weaned 2 | Wean Mat. 108
Avg. WI 102 | CCB - | CCW 40.9

WB 100093
MEQUATLING DATABANK

KD 070659
MAKOJALO KD070659
Age 15y | Avg. WI 88
Calves 10 | Weaned 6

RAT 180808
KIRKMAN RAT 180808
Wean Mat. 86

WB 130316
MEQUATLING GUNFIRE

WB 120196
MEQUATLING RED ROSE 120196
Age 13y | Avg. WI 100
Calves 12 | Weaned 11

RAT 180803
KIRKMAN RAT 180803
Age 8y | AFC 29m | ICP 397d
Calves 6 | Weaned 5 | Wean Mat. 102
Avg. WI 98 | CCB 6.68 | CCW 38.3

WB 130316
MEQUATLING GUNFIRE

WB 110367
MEQUATLING MAGENTA DIANA 11036
Age 15y | Avg. WI 106
Calves 13 | Weaned 13

WATERFALL STUD
Hillcrest, Kwazulu Natal
0833266001
liz@rattray.co.za
MR M.L.P. RATTRAY, P.O. BOX 284, HILLCREST, 3650

COW VALUE	107
111	Calving Ease Value
103	Calf Growth Value
103	Milk Value
99	Maintenance Value
96	Fertility Value
GROWTH VALUE	-
CARCASS VALUE	118
PRODUCTION VALUE	-

LOGIX GENETICS | GENETRIX — EBV Analysis 2026-07-17

Calf and Mother				Fertility			
Birth Dir.	Birth Mat.	Wean Dir.	Wean Mat.	Scr. Circ.	Heifer Fert.	Cow Fert.	Longev.
106	110	103	103	109	90	101	101
58%	39%	62%	40%	25%	24%	16%	41%

Post-Wean Growth			Frame			Carcass		
Post Wean	ADG	FCR	Mature Weight	Height	Length	EMA	Fat	Mar
104	118	113	100	105	114	120	92	103
26%	23%	11%	41%	24%	22%	20%	22%	20%

Myostatin	
Q204X	Free
NT821	Free
F94L	Free

Birth Weight	205D Weight	365D Weight	540D Weight	ADG Index	FCR Index	Scrotum	LH
33kg	237kg | *107 (3)*	-	-	-	-	-	-

SELLER REMARKS: 39cm Scrotum.

© Compiled by the South African Stud Book and Livestock Improvement Association
All Pedigree- and Performance Data is as recorded on LOGIX on 30 July 2026

LOT 11 (M)

RAT 232317

KIRKMAN RAT 232317

Herd Book	SP
Birth date	2023-10-20
Age	2y 10m
Inbreeding	2%
DNA	ZOCA2024-64076

KDL 190162 PcPc
BLAIRMORE KDL19162
Wean Mat. 110

Parentage	Sire	Dam
DNA	✔	✔
Genomic		

RAT 202003
KIRKMAN RAT 202003
Age 6y | AFC 31m | ICP 369d
Calves 4 | Weaned 4 | Wean Mat. 103
Avg. WI 102 | CCB 6.14 | CCW 40.9
Calvings: 22-08, 23-10, 24-09, 25-08

KDL 170039
BLAIRMORE KDL1739
Wean Mat. 92

KDL 170073
BLAIRMORE KDL1773
Age 4y | AFC 27m | ICP 333d
Calves 3 | Weaned 2 | Wean Mat. 108
Avg. WI 102 | CCB - | CCW 40.9

RK 150103
NETHERWOOD MOMENTUM
Wean Mat. 109

RAT 170706
KIRKMAN RAT 170706
Age 8y | AFC 30m | ICP 336d
Calves 7 | Weaned 6 | Wean Mat. 94
Avg. WI 107 | CCB 5.73 | CCW 40.2

WB 100093
MEQUATLING DATABANK

KDL 120060
BLAIRMORE KDL 120060
Age 5y | Avg. WI 104
Calves 3 | Weaned 3

WB 100093
MEQUATLING DATABANK

KD 070659
MAKOJALO KD070659
Age 15y | Avg. WI 88
Calves 10 | Weaned 6

SOO51T
RED SOO LINE MOMENTUM 7051

FW 100071
LOVU FW10-71
Age 5y | Avg. WI 116
Calves 3 | Weaned 1

WB 130316
MEQUATLING GUNFIRE

WB 100088
MEQUATLING SUNSATION 100088
Age 12y | Avg. WI 102
Calves 8 | Weaned 8

WATERFALL STUD
Hillcrest, Kwazulu Natal
0833266001
liz@rattray.co.za

MR M.L.P. RATTRAY, P.O. BOX 284, HILLCREST, 3650

COW VALUE	116
112	Calving Ease Value
111	Calf Growth Value
109	Milk Value
91	Maintenance Value
96	Fertility Value
GROWTH VALUE	110
CARCASS VALUE	108
PRODUCTION VALUE	116

LOGIX GENETICS | GENETICA — EBV Analysis 2026-07-17

Calf and Mother				Fertility			
Birth Dir.	Birth Mat.	Wean Dir.	Wean Mat.	Scr. Circ.	Heifer Fert.	Cow Fert.	Longev.
100	120	111	109	108	92	100	99
70%	43%	55%	44%	28%	25%	17%	43%

Post-Wean Growth			Frame			Carcass		
Post Wean	ADG	FCR	Mature Weight	Height	Length	EMA	Fat	Mar
108	110	108	108	104	107	106	91	99
28%	26%	13%	44%	27%	24%	21%	23%	21%

Birth Weight	205D Weight	365D Weight	540D Weight	ADG Index	FCR Index	Scrotum	LH
44kg	256kg | *102 (2)*	-	-	-	-	-	-

Myostatin	
Q204X	Free
NT821	Free
F94L	Free

SELLER REMARKS: Full package- calving easy, growth and milk. 43 cm scrotum.

LOT 12 (M)

RAT 232320

KIRKMAN RAT 232320

Herd Book	SP
Birth date	2023-12-06
Age	2y 8m
Inbreeding	1%
DNA	ZOCA2024-64079

KDL 190162 PcPc
BLAIRMORE KDL19162
Wean Mat. 110

Parentage	Sire	Dam
DNA	✔	✔
Genomic		

RAT 180803
KIRKMAN RAT 180803
Age 8y | AFC 29m | ICP 397d
Calves 6 | Weaned 5 | Wean Mat. 102
Avg. WI 98 | CCB 6.68 | CCW 38.3
Calvings: 20-12, 21-11, 22-11, 23-12, 24-11, 26-05

KDL 170039
BLAIRMORE KDL1739
Wean Mat. 92

KDL 170073
BLAIRMORE KDL1773
Age 4y | AFC 27m | ICP 333d
Calves 3 | Weaned 2 | Wean Mat. 108
Avg. WI 102 | CCB - | CCW 40.9

WB 130316
MEQUATLING GUNFIRE
Wean Mat. 93

WB 110367
MEQUATLING MAGENTA DIANA 11036
Age 15y | AFC 24m | ICP 346d
Calves 13 | Weaned 13 | Wean Mat. 112
Avg. WI 106 | CCB 6.87 | CCW 47.9

WB 100093
MEQUATLING DATABANK

KDL 120060
BLAIRMORE KDL 120060
Age 5y | Avg. WI 104
Calves 3 | Weaned 3

WB 100093
MEQUATLING DATABANK

KD 070659
MAKOJALO KD070659
Age 15y | Avg. WI 88
Calves 10 | Weaned 6

WB 090105
MEQUATLING BAZOOKA

WB 060261
MEQUATLING MONA LISA 060261
Age 12y | Avg. WI 108
Calves 10 | Weaned 5

SIXM832S
RED SIX MILE SAKIC 832S

WB 090027
MEQUATLING MAGENTA DIANA 09002
Age 5y | Avg. WI 93
Calves 4 | Weaned 3

WATERFALL STUD
Hillcrest, Kwazulu Natal
0833266001
liz@rattray.co.za

MR M.L.P. RATTRAY, P.O. BOX 284, HILLCREST, 3650

COW VALUE	106
108	Calving Ease Value
103	Calf Growth Value
106	Milk Value
94	Maintenance Value
98	Fertility Value
GROWTH VALUE	118
CARCASS VALUE	116
PRODUCTION VALUE	109

LOGIX GENETICS | GENETICA — EBV Analysis 2026-07-17

Calf and Mother				Fertility			
Birth Dir.	Birth Mat.	Wean Dir.	Wean Mat.	Scr. Circ.	Heifer Fert.	Cow Fert.	Longev.
109	102	103	106	107	92	102	101
71%	46%	56%	46%	31%	30%	20%	46%

Post-Wean Growth			Frame			Carcass		
Post Wean	ADG	FCR	Mature Weight	Height	Length	EMA	Fat	Mar
104	117	112	105	104	111	117	90	105
32%	28%	11%	44%	30%	27%	26%	28%	26%

Birth Weight	205D Weight	365D Weight	540D Weight	ADG Index	FCR Index	Scrotum	LH
39kg	237kg | *100 (1)*	-	-	-	-	-	-

Myostatin	
Q204X	Free
NT821	Free
F94L	Free

SELLER REMARKS: 42 cm Scrotum.

© Compiled by the South African Stud Book and Livestock Improvement Association
All Pedigree- and Performance Data is as recorded on LOGIX on 30 July 2026

LOT 13 (M)

HE 230009

HEMYOCK HE 230009

Herd Book	SP
Birth date	2023-04-22
Age	3y 4m
Inbreeding	1%
DNA	U22669U005

Parentage	Sire	Dam
DNA	✔	
Genomic		

DE 170002
DE-PANNE LOCOMOTIVE
Wean Mat. 112

SOO403Y
SOO LINE LOCOMOTIVE 1403
Wean Mat. 126

9016
SOO LINE MOTIVE 9016

2039
SHADY BROOK EVERENTENSE 2039
Age 24y | Avg. WI -
Calves - | Weaned -

DE 130230
DE-PANNE DE PANNE JEWEL 3
Age 13y | AFC - | ICP 386d
Calves 9 | Weaned 7 | Wean Mat. 84
Avg. WI 97 | CCB - | CCW -

RCE367N
DOUBLE AA OLD POST BANDOLIER

WB 990988
MEQUATLING JEWEL 988
Age 15y | Avg. WI 111
Calves 7 | Weaned 5

MJK 200002
GREENFIELD MJK20002
Age 6y | AFC 39m | ICP 464d
Calves 2 | Weaned 2 | Wean Mat. 76
Avg. WI 112 | CCB - | CCW 42.5
Calvings: 23-04, 24-07

FG 120127
FREDERICKSBURG BLUE RIDGE
Wean Mat. 82

13395344
G A R PREDESTINED

HR 030318
WOODVIEW FRED'S MAGGIE 318
Age 12y | Avg. WI 103
Calves 9 | Weaned 5

CBR 150338
SCHEEPERSRUST CBR150338
Age 9y | AFC 29m | ICP 397d
Calves 7 | Weaned 7 | Wean Mat. 55
Avg. WI 91 | CCB 5.51 | CCW 45.6

FG 120127
FREDERICKSBURG BLUE RIDGE

CBR 120212
SCHEEPERSRUST CBR PRIDE 212
Age 7y | Avg. WI 106
Calves 6 | Weaned 4

DUSTY MOON INVESTMENTS 20
Nottingham Road, Kwazulu Natal
0823345719
tim.bircher@hemyock.co.za

PO BOX 40209,,REDHILL, 4071

COW VALUE	103
99	Calving Ease Value
114	Calf Growth Value
91	Milk Value
85	Maintenance Value
88	Fertility Value
GROWTH VALUE	108
CARCASS VALUE	107
PRODUCTION VALUE	103

LOGIX GENETICS | GENETICA — EBV Analysis 2026-07-17

Calf and Mother				Fertility			
Birth Dir.	Birth Mat.	Wean Dir.	Wean Mat.	Scr. Circ.	Heifer Fert.	Cow Fert.	Longev.
94	106	114	91	99	90	91	95
71%	51%	69%	50%	29%	39%	16%	50%

Post-Wean Growth			Frame			Carcass		
Post Wean	ADG	FCR	Mature Weight	Height	Length	EMA	Fat	Mar
116	110	103	117	98	106	108	102	104
37%	26%	20%	46%	28%	24%	19%	21%	19%

Birth Weight	205D Weight	365D Weight	540D Weight	ADG Index	FCR Index	Scrotum	LH
22kg	317kg | *119 (7)*	-	-	-	-	-	-

Myostatin	
Q204X	Free
NT821	Free
F94L	Free

SELLER REMARKS:

LOT 14 (M)

HE 230011

HEMYOCK HE 230011

Herd Book	SP
Birth date	2023-04-24
Age	3y 4m
Inbreeding	1%
DNA	U261440U001

Parentage	Sire	Dam
DNA	✔	
Genomic		

DE 170002
DE-PANNE LOCOMOTIVE
Wean Mat. 112

SOO403Y
SOO LINE LOCOMOTIVE 1403
Wean Mat. 126

9016
SOO LINE MOTIVE 9016

2039
SHADY BROOK EVERENTENSE 2039
Age 24y | Avg. WI -
Calves - | Weaned -

DE 130230
DE-PANNE DE PANNE JEWEL 3
Age 13y | AFC - | ICP 386d
Calves 9 | Weaned 7 | Wean Mat. 84
Avg. WI 97 | CCB - | CCW -

RCE367N
DOUBLE AA OLD POST BANDOLIER

WB 990988
MEQUATLING JEWEL 988
Age 15y | Avg. WI 111
Calves 7 | Weaned 5

ACM 200016
MILAGRO QUEEN ELIZABETH 2016
Age 6y | AFC 36m | ICP 470d
Calves 2 | Weaned 2 | Wean Mat. 99
Avg. WI 112 | CCB - | CCW 45.1
Calvings: 23-04, 24-08

SCJ 160044
JOYCES MR OLD BROWN ET
Wean Mat. 100

4200
S A V NET WORTH 4200

DE 060061
DE-PANNE HOT 023000 ISTE
Age 17y | Avg. WI 99
Calves 12 | Weaned 10

CBR 130248
SCHEEPERSRUST CBR QUEEN ELISAB
Age 9y | AFC 23m | ICP 353d
Calves 7 | Weaned 6 | Wean Mat. 96
Avg. WI 101 | CCB 6.48 | CCW 48.4

WB 090159
MEQUATLING FORTRESS

CBR 060016
SCHEEPERSRUST CBR060016
Age 11y | Avg. WI 99
Calves 7 | Weaned 6

DUSTY MOON INVESTMENTS 20
Nottingham Road, Kwazulu Natal
0823345719
tim.bircher@hemyock.co.za

PO BOX 40209,,REDHILL, 4071

COW VALUE	99
106	Calving Ease Value
100	Calf Growth Value
104	Milk Value
90	Maintenance Value
90	Fertility Value
GROWTH VALUE	109
CARCASS VALUE	107
PRODUCTION VALUE	100

LOGIX GENETICS | GENETICA — EBV Analysis 2026-07-17

Calf and Mother				Fertility			
Birth Dir.	Birth Mat.	Wean Dir.	Wean Mat.	Scr. Circ.	Heifer Fert.	Cow Fert.	Longev.
105	105	100	104	90	96	87	96
72%	50%	69%	49%	31%	39%	18%	50%

Post-Wean Growth			Frame			Carcass		
Post Wean	ADG	FCR	Mature Weight	Height	Length	EMA	Fat	Mar
105	108	108	109	100	107	105	91	97
33%	28%	15%	46%	30%	27%	25%	28%	25%

Birth Weight	205D Weight	365D Weight	540D Weight	ADG Index	FCR Index	Scrotum	LH
20kg	294kg | *110 (7)*	-	-	-	-	-	-

Myostatin	
Q204X	Free
NT821	Free
F94L	Free

SELLER REMARKS:

© Compiled by the South African Stud Book and Livestock Improvement Association
All Pedigree- and Performance Data is as recorded on LOGIX on 30 July 2026

LOT 15 (M)

DF 230006

TASHINGA DF230006

Herd Book	SP
Birth date	2023-09-12
Age	2y 11m
Inbreeding	3%
DNA	U18992U010

Parentage	Sire	Dam
DNA	✔	
Genomic		

SCJ 200161 PcPc
JOYCES PRIDE OF RESTAURANT
Wean Mat. 106

SCJ 180003 PcPc
JOYCES MR RESTAURANT ET
Wean Mat. 117

1441
S A V RESOURCE 1441

SCJ 100002 PcPc
JOYCES MS JOYCE
Age 13y | Avg. WI 103
Calves 10 | Weaned 9

HR 070471 PcPc
WOODVIEW BLACK PRIDE 7 471
Age 18y | AFC 25m | ICP 384d
Calves 15 | Weaned 13 | Wean Mat. 99
Avg. WI 100 | CCB 4.28 | CCW 36.8

004
S A V 8180 TRAVELER 004

HR 000665
WOODVIEW EXTRA BESS 665
Age 11y | Avg. WI 106
Calves 10 | Weaned 8

DF 200038
TASHINGA DF200038
Age 3y | AFC 36m | ICP -
Calves 1 | Weaned 1 | Wean Mat. 72
Avg. WI 102 | CCB - | CCW -
Calvings: 23-09

KCM 150007
DUNEDIN CAPITALIST 507
Wean Mat. 80

028
CONNEALY CAPITALIST 028

KCM 120039 PcPc
DUNEDIN ADA 239
Age 11y | Avg. WI 105
Calves 8 | Weaned 8

DF 170008
TASHINGA DF170008
Age 8y | AFC 36m | ICP 378d
Calves 5 | Weaned 4 | Wean Mat. 62
Avg. WI 91 | CCB - | CCW 38.9

BAR 130009
BAR A BAR 130009

DF 100052
TASHINGA ELLY
Age 10y | Avg. WI 95
Calves 6 | Weaned 5

D.H. FLETCHER
Mooi River, Kwazulu Natal
fletcherdh@bundunet.com

P.O. BOX 192,MOOI RIVER, 3300

COW VALUE	93
107	Calving Ease Value
94	Calf Growth Value
86	Milk Value
106	Maintenance Value
103	Fertility Value
GROWTH VALUE	96
CARCASS VALUE	105
PRODUCTION VALUE	92

LOGIX GENETICS | GENETICA — EBV Analysis 2026-07-17

Calf and Mother				Fertility			
Birth Dir.	Birth Mat.	Wean Dir.	Wean Mat.	Scr. Circ.	Heifer Fert.	Cow Fert.	Longev.
108	101	94	86	90	102	92	109
71%	42%	66%	43%	29%	32%	18%	44%

Post-Wean Growth			Frame			Carcass		
Post Wean	ADG	FCR	Mature Weight	Height	Length	EMA	Fat	Mar
93	98	95	95	84	89	100	121	116
29%	27%	17%	38%	28%	26%	24%	27%	24%

Birth Weight	205D Weight	365D Weight	540D Weight	ADG Index	FCR Index	Scrotum	LH
24kg	173kg | *102 (8)*	-	-	-	-	-	-

Myostatin	
Q204X	Free
NT821	Free
F94L	Free

SELLER REMARKS:

LOT 16 (M)

DF 230010

TASHINGA DF230009

Herd Book	SP
Birth date	2023-09-16
Age	2y 11m
Inbreeding	0%
DNA	U18992U011

Parentage	Sire	Dam
DNA	✔	
Genomic		

CP 168288 PcPc
VEEJAY HARD DRIVE 8288
Wean Mat. 110

7120
BIEBER HARD DRIVE Y120
Wean Mat. 92

8123
LACY GOLD BAR 8123

158W
BIEBER LAURA 158W
Age 20y | Avg. WI -
Calves - | Weaned -

CP 137308
VEEJAY 13 7308
Age 8y | AFC 36m | ICP 383d
Calves 5 | Weaned 5 | Wean Mat. 99
Avg. WI 98 | CCB - | CCW -

26P
RED FINE LINE MULBERRY 26P

CP 106494
VEEJAY 10 6494
Age 6y | Avg. WI 92
Calves 4 | Weaned 3

DF 200050
TASHINGA Lyn
Age 5y | AFC 36m | ICP 476d
Calves 3 | Weaned 2 | Wean Mat. 89
Avg. WI 110 | CCB - | CCW 43.6
Calvings: 23-09, 25-04, 26-04

KCM 150007
DUNEDIN CAPITALIST 507
Wean Mat. 80

028
CONNEALY CAPITALIST 028

KCM 120039 PcPc
DUNEDIN ADA 239
Age 11y | Avg. WI 105
Calves 8 | Weaned 8

DF 150033
TASHINGA DF150033
Age 9y | AFC 25m | ICP 442d
Calves 6 | Weaned 5 | Wean Mat. 97
Avg. WI 100 | CCB - | CCW 44.4

DF 120007
TASHINGA CORTACHY BOY

DF 070038
TASHINGA ROSE
Age 13y | Avg. WI 108
Calves 10 | Weaned 8

D.H. FLETCHER
Mooi River, Kwazulu Natal
fletcherdh@bundunet.com

P.O. BOX 192,MOOI RIVER, 3300

COW VALUE	100
97	Calving Ease Value
101	Calf Growth Value
100	Milk Value
109	Maintenance Value
90	Fertility Value
GROWTH VALUE	-
CARCASS VALUE	95
PRODUCTION VALUE	-

LOGIX GENETICS | GENETICA — EBV Analysis 2026-07-17

Calf and Mother				Fertility			
Birth Dir.	Birth Mat.	Wean Dir.	Wean Mat.	Scr. Circ.	Heifer Fert.	Cow Fert.	Longev.
99	97	101	100	103	99	85	95
71%	49%	68%	53%	20%	37%	21%	50%

Post-Wean Growth			Frame			Carcass		
Post Wean	ADG	FCR	Mature Weight	Height	Length	EMA	Fat	Mar
107	98	98	91	95	94	93	101	97
38%	19%	13%	53%	19%	18%	16%	17%	16%

Birth Weight	205D Weight	365D Weight	540D Weight	ADG Index	FCR Index	Scrotum	LH
32kg	190kg | *109 (8)*	-	-	-	-	-	-

Myostatin	
Q204X	Free
NT821	Free
F94L	Free

SELLER REMARKS:

© Compiled by the South African Stud Book and Livestock Improvement Association
All Pedigree- and Performance Data is as recorded on LOGIX on 30 July 2026

LOT 17 (M)

DF 230066
TASHINGA DF230066

Herd Book	SP
Birth date	2023-10-25
Age	2y 10m
Inbreeding	2%
DNA	U18992U021

E 200039
EPWORTH BOSSY
Wean Mat. 102

Parentage	Sire	Dam
DNA	✔	
Genomic		

DF 160041
TASHINGA KELLY
Age 9y | AFC 33m | ICP 383d
Calves 6 | Weaned 5 | Wean Mat. 127
Avg. WI 110 | CCB - | CCW 40.6
Calvings: 19-07, 20-09, 21-10, 22-10, 23-10, 24-10

722E
BOSS LAKE BONAFIDE 722E
Wean Mat. 106

4834AAN
S A V PEDIGREE 4834

206Y
HF ECHO 206Y
Age 17y | Avg. WI -
Calves - | Weaned -

E 120236
EPWORTH SPRITELY 12B
Age 9y | AFC 29m | ICP 817d
Calves 4 | Weaned 3 | Wean Mat. 93
Avg. WI 101 | CCB - | CCW 47.9

CRE 090377
EPWORTH EARTH TRAVELLER

CRE 090389
EPWORTH SPRITELY09B
Age 11y | Avg. WI 103
Calves 7 | Weaned 7

DF 130005
TASHINGA DF130005
Wean Mat. 115

161E
DUNLOUISE JIPSEY EARL E161

DF 030017
TASHINGA TRAVELL FIRE 03017
Age 12y | Avg. WI 106
Calves 9 | Weaned 4

DF 110012
TASHINGA ANGEL
Age 8y | AFC 37m | ICP 394d
Calves 6 | Weaned 4 | Wean Mat. 110
Avg. WI 113 | CCB - | CCW 48

7091
S A V WALL STREET 7091

DF 090008
TASHINGA ANGELA
Age 12y | Avg. WI 97
Calves 9 | Weaned 5

D.H. FLETCHER
Mooi River, Kwazulu Natal
fletcherdh@bundunet.com

P.O. BOX 192,MOOI RIVER, 3300

COW VALUE	109
100	Calving Ease Value
103	Calf Growth Value
114	Milk Value
95	Maintenance Value
103	Fertility Value
GROWTH VALUE	-
CARCASS VALUE	103
PRODUCTION VALUE	-

LOGIX GENETICS | GENETIKA — EBV Analysis 2026-07-17

Calf and Mother				Fertility			
Birth Dir.	Birth Mat.	Wean Dir.	Wean Mat.	Scr. Circ.	Heifer Fert.	Cow Fert.	Longev.
98	103	103	114	91	104	85	113
70%	44%	66%	49%	19%	30%	18%	45%

Post-Wean Growth			Frame			Carcass		
Post Wean	ADG	FCR	Mature Weight	Height	Length	EMA	Fat	Mar
102	101	104	104	102	103	95	111	104
28%	18%	13%	47%	19%	17%	14%	15%	14%

Birth Weight	205D Weight	365D Weight	540D Weight	ADG Index	FCR Index	Scrotum	LH
32kg	186kg | *114 (12)*	-	-	-	-	-	-

Myostatin	
Q204X	Free
NT821	Free
F94L	Free

SELLER REMARKS:

LOT 18 (M)

ISHA230005 *PcPc*
ISHA ISHA230005

Herd Book	SP
Birth date	2023-09-14
Age	2y 11m
Inbreeding	1%
DNA	U26024U003

BA 200004
BLACK MAMBA PORSCHE
Wean Mat. 105

Parentage	Sire	Dam
DNA	✔	
Genomic		

KDL 191301
BLAIRMORE KDL191301
Age 6y | AFC 22m | ICP 371d
Calves 5 | Weaned 4 | Wean Mat. 60
Avg. WI 89 | CCB - | CCW 46.1
Calvings: 21-09, 22-08, 23-09, 24-09, 25-10

0512C
RED DAMAR TRUMP C512
Wean Mat. 105

SOO 161X
RED SOO LINE POWER EYE 161X

W168
RED DAMAR OH BABY W168
Age 20y | Avg. WI -
Calves - | Weaned -

LKS 160108
LAMMERSKRAAL MONA LISA 16
Age 4y | AFC 34m | ICP 346d
Calves 2 | Weaned 1 | Wean Mat. 99
Avg. WI 100 | CCB 6.35 | CCW -

WB 120090
MEQUATLING FIREWORKS

WB 060261
MEQUATLING MONA LISA 060261
Age 12y | Avg. WI 108
Calves 10 | Weaned 5

XDS21Z
RED NCJ MOONSHINE 21Z
Wean Mat. 65

8081U
RED CROWFOOT MOONSHINE 8081U

CBM1U
RED LAZY MC MISS 1U
Age 18y | Avg. WI -
Calves - | Weaned -

KDL 170035
BLAIRMORE KDL1735
Age 4y | AFC 27m | ICP 336d
Calves 3 | Weaned 2 | Wean Mat. 99
Avg. WI 106 | CCB - | CCW 41.9

PHD 130015
HIDE-A-WAYS PRICELESS PRIDE

KDL 120042
BLAIRMORE KDL1242
Age 6y | Avg. WI 107
Calves 4 | Weaned 4

ISHA
Mooi River, Kwazulu Natal
0828804661
michael@nvf.co.za

T/A NATURAL VALUE FOODS (PTY) LTD, PO BOX 1293, HONEYDEW, 2040

FMD VAC 28-APR-26 (EXP 27-OCT-26)
AFTOGEN - BIOGENESIS BAGO (SAT 1, 2 & 3)

COW VALUE	89
113	Calving Ease Value
88	Calf Growth Value
87	Milk Value
101	Maintenance Value
108	Fertility Value
GROWTH VALUE	102
CARCASS VALUE	103
PRODUCTION VALUE	89

LOGIX GENETICS | GENETIKA — EBV Analysis 2026-07-17

Calf and Mother				Fertility			
Birth Dir.	Birth Mat.	Wean Dir.	Wean Mat.	Scr. Circ.	Heifer Fert.	Cow Fert.	Longev.
110	109	88	87	78	92	98	119
82%	77%	79%	77%	77%	76%	74%	78%

Post-Wean Growth			Frame			Carcass		
Post Wean	ADG	FCR	Mature Weight	Height	Length	EMA	Fat	Mar
93	94	95	100	103	97	104	103	101
76%	76%	74%	77%	77%	76%	75%	75%	75%

Birth Weight	205D Weight	365D Weight	540D Weight	ADG Index	FCR Index	Scrotum	LH
29kg	284kg | *94 (2)*	-	-	-	-	-	-

Myostatin	
Q204X	Free
NT821	Free
F94L	Free

SELLER REMARKS: Scrotum 40cm

© Compiled by the South African Stud Book and Livestock Improvement Association
All Pedigree- and Performance Data is as recorded on LOGIX on 30 July 2026

LOT 19 (M)

ISHA230002

ISHA ISHA230002

Herd Book	SP
Birth date	2023-08-15
Age	3y
Inbreeding	0%
DNA	U16225U002

Parentage	Sire	Dam
DNA	✔	✔
Genomic		

161E
DUNLOUISE JIPSEY EARL E161
Wean Mat. 125

MLUA4603
BETRO OFLASSLOCHIE
Wean Mat. 108

SUWX400
ROCKIE OF WOODVEIW

MLUY701
BETHROTHED 19TH OF CLASSLOCH
Age 66y | Avg. WI -
Calves - | Weaned -

C095
DUNLOUISE JIPSEY CLOVA C095
Age 42y | AFC - | ICP -
Calves - | Weaned - | Wean Mat. 109
Avg. WI - | CCB - | CCW -

Y501
BERNARDO OF CLASSLOCHIE

Y485
CANNAHARS JIPSEY YOKO Y485
Age 46y | Avg. WI -
Calves - | Weaned -

HR 070667
WOODVIEW BLACKBIRD 7 667
Age 11y | AFC 22m | ICP 364d
Calves 9 | Weaned 5 | Wean Mat. 86
Avg. WI 89 | CCB - | CCW -
Calvings: 09-08, 10-09, 11-09, 12-09, 13-09, 15-01, 15-12, 17-08, 18-08

HR 030323
WOODVIEW MAXI BOY
Wean Mat. 116

4144
G A R 6807 TRAVELER 4144

HR 970836
WOODVIEW FULL WANTON 97
Age 12y | Avg. WI 101
Calves 8 | Weaned 6

HR 950615
WOODVIEW BLACKBIRD 615
Age 15y | AFC 31m | ICP 414d
Calves 11 | Weaned 8 | Wean Mat. 112
Avg. WI 99 | CCB - | CCW -

9894245
PINE DRIVE BIG SKY

HR D 0708
WOODVIEW 708 84
Age 13y | Avg. WI 104
Calves 11 | Weaned 6

ISHA
Mooi River, Kwazulu Natal
0828804661
michael@nvf.co.za

T/A NATURAL VALUE FOODS (PTY) LTD, PO BOX 1293, HONEYDEW, 2040

FMD VAC 28-APR-26 (EXP 27-OCT-26)
AFTOGEN - BIOGENESIS BAGO (SAT 1, 2 & 3)

COW VALUE	70
128	Calving Ease Value
53	Calf Growth Value
105	Milk Value
144	Maintenance Value
86	Fertility Value
GROWTH VALUE	62
CARCASS VALUE	66
PRODUCTION VALUE	64

LOGIX GENETICS | GENETIKA — EBV Analysis 2026-07-17

Calf and Mother				Fertility			
Birth Dir.	Birth Mat.	Wean Dir.	Wean Mat.	Scr. Circ.	Heifer Fert.	Cow Fert.	Longev.
136	98	53	105	68	106	85	85
63%	56%	61%	57%	25%	41%	24%	57%

Post-Wean Growth			Frame			Carcass		
Post Wean	ADG	FCR	Mature Weight	Height	Length	EMA	Fat	Mar
44	63	65	60	73	65	60	94	91
48%	23%	17%	51%	22%	20%	12%	14%	12%

Birth Weight	205D Weight	365D Weight	540D Weight	ADG Index	FCR Index	Scrotum	LH
34kg	278kg | *100 (1)*	-	-	-	-	-	-

Myostatin	
Q204X	Free
NT821	Free
F94L	Free

SELLER REMARKS: Scrotum 39cm

LOT 20 (M)

ISHA230006 *PcPc*

ISHA ISHA230006

Herd Book	SP
Birth date	2023-10-04
Age	2y 10m
Inbreeding	0%
DNA	U26024U004

Parentage	Sire	Dam
DNA	✔	
Genomic		

BA 200004
BLACK MAMBA PORSCHE
Wean Mat. 105

0512C
RED DAMAR TRUMP C512
Wean Mat. 105

SOO 161X
RED SOO LINE POWER EYE 161X

W168
RED DAMAR OH BABY W168
Age 20y | Avg. WI -
Calves - | Weaned -

LKS 160108
LAMMERSKRAAL MONA LISA 16
Age 4y | AFC 34m | ICP 346d
Calves 2 | Weaned 1 | Wean Mat. 99
Avg. WI 100 | CCB 6.35 | CCW -

WB 120090
MEQUATLING FIREWORKS

WB 060261
MEQUATLING MONA LISA 060261
Age 12y | Avg. WI 108
Calves 10 | Weaned 5

KDL 190139
BLAIRMORE KDL19139
Age 5y | AFC 22m | ICP 384d
Calves 5 | Weaned 4 | Wean Mat. 87
Avg. WI 99 | CCB - | CCW 43.5
Calvings: 21-09, 22-09, 23-10, 24-08, 25-08

XDS21Z
RED NCJ MOONSHINE 21Z
Wean Mat. 65

8081U
RED CROWFOOT MOONSHINE 8081U

CBM1U
RED LAZY MC MISS 1U
Age 18y | Avg. WI -
Calves - | Weaned -

KDL 170010
BLAIRMORE DYNAMO KDL 1710
Age 9y | AFC 28m | ICP 344d
Calves 7 | Weaned 7 | Wean Mat. 112
Avg. WI 102 | CCB - | CCW 44.2

KDL 119195
BLAIRMORE KDL119195

ML 060010
MR BIEBERS DYNAMO VIRIL
Age 12y | Avg. WI 89
Calves 10 | Weaned 5

ISHA
Mooi River, Kwazulu Natal
0828804661
michael@nvf.co.za

T/A NATURAL VALUE FOODS (PTY) LTD, PO BOX 1293, HONEYDEW, 2040

FMD VAC 28-APR-26 (EXP 27-OCT-26)
AFTOGEN - BIOGENESIS BAGO (SAT 1, 2 & 3)

COW VALUE	99
96	Calving Ease Value
97	Calf Growth Value
100	Milk Value
96	Maintenance Value
112	Fertility Value
GROWTH VALUE	106
CARCASS VALUE	108
PRODUCTION VALUE	99

LOGIX GENETICS | GENETIKA — EBV Analysis 2026-07-17

Calf and Mother				Fertility			
Birth Dir.	Birth Mat.	Wean Dir.	Wean Mat.	Scr. Circ.	Heifer Fert.	Cow Fert.	Longev.
98	97	97	100	78	97	99	121
83%	78%	80%	78%	78%	76%	75%	78%

Post-Wean Growth			Frame			Carcass		
Post Wean	ADG	FCR	Mature Weight	Height	Length	EMA	Fat	Mar
101	102	104	104	116	109	110	106	104
77%	77%	75%	78%	77%	77%	76%	76%	76%

Birth Weight	205D Weight	365D Weight	540D Weight	ADG Index	FCR Index	Scrotum	LH
32kg	322kg | *106 (2)*	-	-	-	-	-	-

Myostatin	
Q204X	Free
NT821	Free
F94L	Free

SELLER REMARKS: Scrotum 43.5cm

© Compiled by the South African Stud Book and Livestock Improvement Association
All Pedigree- and Performance Data is as recorded on LOGIX on 30 July 2026

LOT 21 (M)

RK 230070
NETHERWOOD ZODIAC

Herd Book	SP
Birth date	2023-08-12
Age	3y
Inbreeding	1%
DNA	U260496U010

RK 200008
NETHERWOOD ZIPPO
Wean Mat. 99

Parentage	Sire	Dam
DNA	✔	
Genomic		

RK 190041
NETHERWOOD RK190041
Age 4y | AFC 37m | ICP 372d
Calves 2 | Weaned 1 | Wean Mat. 102
Avg. WI 117 | CCB - | CCW -
Calvings: 22-08, 23-08

RK 150033
NETHERWOOD ZAPPER
Wean Mat. 107

RK 170044
NETHERWOOD RK170044
Age 5y | AFC 35m | ICP 399d
Calves 3 | Weaned 3 | Wean Mat. 103
Avg. WI 104 | CCB 5.14 | CCW 46.7

C5963
BROWN BLW INTREPID C5963
Wean Mat. 108

RK 140091
NETHERWOOD RK140091
Age 11y | AFC 34m | ICP 374d
Calves 9 | Weaned 8 | Wean Mat. 92
Avg. WI 102 | CCB 4.07 | CCW 41.3

WAF351U
RED WAF CACHAFAZ 351U

WB 070085
MEQUATLING RED CHIQUITA
Age 10y | Avg. WI 112
Calves 8 | Weaned 7

Y1334
BROWN JYJ REDEMPTION Y1334

JMS 110643
VANSIA JMS 11 643
Age 10y | Avg. WI 96
Calves 8 | Weaned 9

Z7235
BROWN FINAL ANSWER Z7235

102Y
HXC PATRICIA ROSE 102Y
Age 23y | Avg. WI -
Calves - | Weaned -

WB 110293
MEQUATLING GUNSLINGER

RK 070020
NETHERWOOD RK07020
Age 10y | Avg. WI 107
Calves 7 | Weaned 3

R. KLEINLOOG
Nottingham Road, Kwazulu Natal
0723552770
Rob.Kleinloog@gmail.com

P.O. BOX 290,-,NOTTINGHAM ROAD, 3280

COW VALUE	113
87	Calving Ease Value
119	Calf Growth Value
104	Milk Value
87	Maintenance Value
98	Fertility Value
GROWTH VALUE	106
CARCASS VALUE	114
PRODUCTION VALUE	112

LOGIX GENETICS | GENETICA — EBV Analysis 2026-07-17

Calf and Mother				Fertility			
Birth Dir.	Birth Mat.	Wean Dir.	Wean Mat.	Scr. Circ.	Heifer Fert.	Cow Fert.	Longev.
87	97	119	104	106	84	96	110
69%	39%	64%	42%	44%	30%	17%	45%

Post-Wean Growth			Frame			Carcass		
Post Wean	ADG	FCR	Mature Weight	Height	Length	EMA	Fat	Mar
120	106	102	113	95	107	121	97	113
40%	40%	19%	36%	43%	38%	36%	41%	37%

Myostatin	
Q204X	Free
NT821	Free
F94L	Free

Birth Weight	205D Weight	365D Weight	540D Weight	ADG Index	FCR Index	Scrotum	LH
40kg	283kg | *117 (2)*	-	-	-	-	-	-

SELLER REMARKS: A very correct bull.

LOT 22 (M)

RK 230074
NETHERWOOD ZEPHER

Herd Book	SP
Birth date	2023-08-30
Age	2y 12m
Inbreeding	0%
DNA	U260496U011

RK 200008
NETHERWOOD ZIPPO
Wean Mat. 99

Parentage	Sire	Dam
DNA	✔	
Genomic		

AC 140039
LOUMOTTA GOLDEN GIRL
Age 11y | AFC 36m | ICP 370d
Calves 8 | Weaned 8 | Wean Mat. 88
Avg. WI 100 | CCB 5.03 | CCW 40.7
Calvings: 17-07, 18-08, 19-07, 20-07, 21-08, 22-07, 23-08, 24-08

RK 150033
NETHERWOOD ZAPPER
Wean Mat. 107

RK 170044
NETHERWOOD RK170044
Age 5y | AFC 35m | ICP 399d
Calves 3 | Weaned 3 | Wean Mat. 103
Avg. WI 104 | CCB 5.14 | CCW 46.7

AC 100558
LOUMOTTA BENSON
Wean Mat. 124

JAN 112568
ANVOS GOLDEN GIRL
Age 12y | AFC 32m | ICP 410d
Calves 10 | Weaned 7 | Wean Mat. 75
Avg. WI 92 | CCB 6.07 | CCW -

WAF351U
RED WAF CACHAFAZ 351U

WB 070085
MEQUATLING RED CHIQUITA
Age 10y | Avg. WI 112
Calves 8 | Weaned 7

Y1334
BROWN JYJ REDEMPTION Y1334

JMS 110643
VANSIA JMS 11 643
Age 10y | Avg. WI 96
Calves 8 | Weaned 9

2291
5L NORSEMAN KING 2291

JAN 980495
ANVOS GOLDEN GIRL 495
Age 13y | Avg. WI 111
Calves 8 | Weaned 7

8800U
HXC JACKHAMMER 8800U

JAN 031527
ANVOS GOLDEN GIRL 1527
Age 15y | Avg. WI 120
Calves 6 | Weaned 3

R. KLEINLOOG
Nottingham Road, Kwazulu Natal
0723552770
Rob.Kleinloog@gmail.com

P.O. BOX 290,-,NOTTINGHAM ROAD, 3280

COW VALUE	89
102	Calving Ease Value
96	Calf Growth Value
92	Milk Value
94	Maintenance Value
93	Fertility Value
GROWTH VALUE	99
CARCASS VALUE	102
PRODUCTION VALUE	89

LOGIX GENETICS | GENETICA — EBV Analysis 2026-07-17

Calf and Mother				Fertility			
Birth Dir.	Birth Mat.	Wean Dir.	Wean Mat.	Scr. Circ.	Heifer Fert.	Cow Fert.	Longev.
105	97	96	92	100	84	86	110
72%	45%	67%	49%	46%	23%	15%	47%

Post-Wean Growth			Frame			Carcass		
Post Wean	ADG	FCR	Mature Weight	Height	Length	EMA	Fat	Mar
94	102	101	106	96	99	118	101	122
34%	41%	18%	43%	44%	38%	34%	40%	35%

Myostatin	
Q204X	Free
NT821	Free
F94L	Free

Birth Weight	205D Weight	365D Weight	540D Weight	ADG Index	FCR Index	Scrotum	LH
32kg	266kg | *129 (15)*	-	-	-	-	-	-

SELLER REMARKS: A bull with good length of body.

© Compiled by the South African Stud Book and Livestock Improvement Association
All Pedigree- and Performance Data is as recorded on LOGIX on 30 July 2026

LOT 23 (M)

RK 230001
NETHERWOOD IMMORTAL

Herd Book	SP
Birth date	2023-05-29
Age	3y 3m
Inbreeding	0%
DNA	U260496U001

DE 150013
DE-PANNE INTERNATIONAL NO. 1
Wean Mat. 107

Parentage	Sire	Dam
DNA	✔	
Genomic		

RK 200028
NETHERWOOD RK200028
Age 6y | AFC 35m | ICP 780d
Calves 2 | Weaned 2 | Wean Mat. 116
Avg. WI 110 | CCB - | CCW 52.9
Calvings: 23-05, 25-07

2020
S A V INTERNATIONAL 2020
Wean Mat. 107

0338
S A V HARVESTOR 0338

5483
S A V EMBLYNETTE 5483
Age 23y | Avg. WI -
Calves - | Weaned -

DE 060061
DE-PANNE HOT 023000 ISTE
Age 17y | AFC 22m | ICP 430d
Calves 12 | Weaned 10 | Wean Mat. 96
Avg. WI 99 | CCB 4.46 | CCW 42.3

7078
VERMILLION DATELINE 7078

HAR 020006
HOT 02 3000
Age 13y | Avg. WI 105
Calves 8 | Weaned 6

130Y
RED TOWAW ORAZI CALIDAD 130Y
Wean Mat. 93

565L
RED PASTORIZA 565 BRIGADIER

4795
RED PIRAY 479 RED DION GALGA
Age 25y | Avg. WI -
Calves - | Weaned -

RK 160049
NETHERWOOD RK160049
Age 9y | AFC 35m | ICP 379d
Calves 5 | Weaned 4 | Wean Mat. 124
Avg. WI 103 | CCB 5.87 | CCW 55.9

W384
BIEBER ROOSEVELT W384

WB 060010
MEQUATLING RED ROSE 06 0010
Age 11y | Avg. WI 102
Calves 9 | Weaned 5

R. KLEINLOOG
Nottingham Road, Kwazulu Natal
0723552770
Rob.Kleinloog@gmail.com

P.O. BOX 290,-,NOTTINGHAM ROAD, 3280

COW VALUE	114
83	Calving Ease Value
113	Calf Growth Value
110	Milk Value
102	Maintenance Value
102	Fertility Value
GROWTH VALUE	97
CARCASS VALUE	101
PRODUCTION VALUE	111

LOGIX GENETICS, GENETICA — EBV Analysis 2026-07-17

Calf and Mother				Fertility			
Birth Dir.	Birth Mat.	Wean Dir.	Wean Mat.	Scr. Circ.	Heifer Fert.	Cow Fert.	Longev.
80	94	113	110	92	90	87	119
68%	46%	49%	46%	46%	35%	18%	47%

Post-Wean Growth			Frame			Carcass		
Post Wean	ADG	FCR	Mature Weight	Height	Length	EMA	Fat	Mar
114	99	99	96	96	104	110	95	116
43%	42%	22%	45%	45%	41%	39%	43%	39%

Birth Weight	205D Weight	365D Weight	540D Weight	ADG Index	FCR Index	Scrotum	LH
38kg	288kg | *114 (2)*	-	-	-	-	-	-

Myostatin	
Q204X	Free
NT821	Free
F94L	Free

SELLER REMARKS: Potential stud bull.

LOT 24 (M)

FW 240062
LOVU FW240062

Herd Book	SP
Birth date	2024-08-19
Age	1y 12m
Inbreeding	3%
DNA	U260641U019

FW 220006
LOVU FW220006
Wean Mat. 98

Parentage	Sire	Dam
DNA	✔	
Genomic		

FW 220028
LOVU FW220028
Age 3y | AFC 24m | ICP 395d
Calves 2 | Weaned 2 | Wean Mat. 109
Avg. WI 111 | CCB - | CCW 47.3
Calvings: 24-08, 25-09

FW 200019
LOVU FW200019
Wean Mat. 108

1684
RED RUST NORTH DAKOTA 27B

FW 110085
LOVU FW110085
Age 10y | Avg. WI 102
Calves 9 | Weaned 9

FW 200023
LOVU FW200023
Age 3y | AFC 23m | ICP 378d
Calves 2 | Weaned 2 | Wean Mat. 102
Avg. WI 105 | CCB - | CCW 50

VB 160004
WINDMEUL ARLINDA-ET

FW 150070
LOVU FW150070
Age 5y | Avg. WI 97
Calves 4 | Weaned 3

055 JLG
HAYCOW CUTTING EDGE 055
Wean Mat. 122

2075
LAFLINS CUTTING EDGE 2075

5002
HAYCOW 370 PRINCESS 5002
Age 27y | Avg. WI -
Calves - | Weaned -

FW 160028 PcPc
LOVU FW160028
Age 8y | AFC 23m | ICP 364d
Calves 7 | Weaned 7 | Wean Mat. 86
Avg. WI 95 | CCB - | CCW 42

KHC 100028
SHANTON KHC100028

FW 100060
LOVU FW10-60
Age 12y | Avg. WI 104
Calves 11 | Weaned 11

J.F. KEYSER
Eston, Kwazulu Natal
0827749901
rosewoodfarmcc@gmail.com

ROSEWOOD FARM C.C.,P.O. BOX 104, ESTON, 3740

COW VALUE	108
99	Calving Ease Value
117	Calf Growth Value
102	Milk Value
88	Maintenance Value
75	Fertility Value
GROWTH VALUE	105
CARCASS VALUE	116
PRODUCTION VALUE	107

LOGIX GENETICS, GENETICA — EBV Analysis 2026-07-17

Calf and Mother				Fertility			
Birth Dir.	Birth Mat.	Wean Dir.	Wean Mat.	Scr. Circ.	Heifer Fert.	Cow Fert.	Longev.
89	114	117	102	129	73	72	99
69%	37%	65%	42%	70%	29%	15%	40%

Post-Wean Growth			Frame			Carcass		
Post Wean	ADG	FCR	Mature Weight	Height	Length	EMA	Fat	Mar
111	104	101	112	92	103	107	103	95
50%	61%	11%	40%	67%	58%	56%	65%	57%

Birth Weight	205D Weight	365D Weight	540D Weight	ADG Index	FCR Index	Scrotum	LH
32kg	257kg | *117 (54)*	-	-	631g/d | *105 (38)*	-	386mm *(D1)*	1.18

Myostatin	
Q204X	Free
NT821	Free
F94L	Free

SELLER REMARKS: 2 year old bull, great calf growth.

© Compiled by the South African Stud Book and Livestock Improvement Association
All Pedigree- and Performance Data is as recorded on LOGIX on 30 July 2026

LOT 25 (M)

FW 240082

LOVU FW240082

Herd Book	SP
Birth date	2024-08-28
Age	1y 12m
Inbreeding	1%
DNA	U25332U003

WE 190029 PcPc
MAPASSA WE190029
Wean Mat. 146

Parentage	Sire	Dam
DNA	✔	
Genomic		

FW 170043 PcPc
LOVU FW170043
Age 8y | AFC 24m | ICP 362d
Calves 7 | Weaned 8 | Wean Mat. 113
Avg. WI 97 | CCB - | CCW 39.6
Calvings: 19-09, 20-09, 21-09, 22-08, 23-08, 24-08, 25-09

195D
RED U2 MALBEC 195D
Wean Mat. 125

DUA149A
RED U2 RECKONING 149A

DUA 90A
RED U-2 MABEL 60A
Age 19y | Avg. WI -
Calves - | Weaned -

WE 160007
MAPASSA WE160007
Age 8y | AFC 25m | ICP 387d
Calves 6 | Weaned 5 | Wean Mat. 121
Avg. WI 107 | CCB - | CCW 47.6

WB 110465
MEQUATLING 4 X 4

CP 106458
VEEJAY 10 6458
Age 6y | Avg. WI 106
Calves 3 | Weaned 3

CP 147724
VEEJAY TOUCHSTONE 7724
Wean Mat. 101

CP 106312
VEEJAY MULBERRY 6312

CP 064974
VEEJAY 06 4974
Age 8y | Avg. WI 102
Calves 6 | Weaned 6

FW 150030
LOVU FW150030
Age 2y | AFC 24m | ICP -
Calves 1 | Weaned 1 | Wean Mat. 120
Avg. WI 108 | CCB - | CCW 46.2

S008
MESSMER PACKER S008

FW 090014
LOVU FW0914
Age 9y | Avg. WI 114
Calves 8 | Weaned 8

J.F. KEYSER
Eston, Kwazulu Natal
0827749901
rosewoodfarmcc@gmail.com
ROSEWOOD FARM C.C.,P.O. BOX 104, ESTON, 3740

COW VALUE	117
106	Calving Ease Value
101	Calf Growth Value
129	Milk Value
97	Maintenance Value
106	Fertility Value
GROWTH VALUE	100
CARCASS VALUE	107
PRODUCTION VALUE	115

LOGIX EBV Analysis 2026-07-17

Calf and Mother				Fertility			
Birth Dir.	Birth Mat.	Wean Dir.	Wean Mat.	Scr. Circ.	Heifer Fert.	Cow Fert.	Longev.
115	91	101	129	98	98	110	104
73%	50%	70%	54%	72%	36%	19%	47%

Post-Wean Growth			Frame			Carcass		
Post Wean	ADG	FCR	Mature Weight	Height	Length	EMA	Fat	Mar
105	99	96	100	110	110	100	90	88
56%	63%	10%	49%	69%	60%	58%	66%	58%

Myostatin	
Q204X	Free
NT821	Free
F94L	Free

Birth Weight	205D Weight	365D Weight	540D Weight	ADG Index	FCR Index	Scrotum	LH
35kg	245kg | *110 (54)*	-	-	606g/d | *101 (38)*	-	355mm *(D1)*	1.15

SELLER REMARKS: Good milk and cow value.

LOT 26 (M)

FW 240086

LOVU FW240086

Herd Book	SP
Birth date	2024-09-02
Age	1y 11m
Inbreeding	0%
DNA	U260641U025

AV 170020
BIRD ISLAND REDS AV170020
Wean Mat. 94

Parentage	Sire	Dam
DNA	✔	
Genomic		

FW 140063 PcPc
LOVU FW140063
Age 11y | AFC 24m | ICP 365d
Calves 10 | Weaned 7 | Wean Mat. 113
Avg. WI 104 | CCB - | CCW 49.9
Calvings: 16-09, 17-09, 18-09, 19-08, 20-08, 21-09, 22-06, 23-08, 24-09, 25-09

R240
ANDRAS NEW DIRECTION R240
Wean Mat. 116

B152
ANDRAS IN FOCUS B152

B111
ANDRAS KURUBA B111
Age 22y | Avg. WI -
Calves - | Weaned -

AV 140019
BIRD ISLAND REDS AV140019
Age 11y | AFC 24m | ICP 361d
Calves 10 | Weaned 9 | Wean Mat. 101
Avg. WI 104 | CCB 5.38 | CCW 44

SIXM832S
RED SIX MILE SAKIC 832S

DW 050475
BUNGAREE 05 475 BELVEDERE
Age 13y | Avg. WI 96
Calves 10 | Weaned 8

FW 120011
LOVU FW120011
Wean Mat. 103

171T
RED 6 MILE FULL THROTTLE 171T

FW 070085
LOVU FW0785
Age 6y | Avg. WI 100
Calves 5 | Weaned 5

FW 120035
LOVU FW120035
Age 2y | AFC 24m | ICP -
Calves 1 | Weaned 1 | Wean Mat. 98
Avg. WI 103 | CCB - | CCW 52.5

FW 100045
LOVU FW10-45

FW 100015
LOVU FW10-15
Age 2y | Avg. WI 97
Calves 1 | Weaned 1

J.F. KEYSER
Eston, Kwazulu Natal
0827749901
rosewoodfarmcc@gmail.com
ROSEWOOD FARM C.C.,P.O. BOX 104, ESTON, 3740

COW VALUE	106
107	Calving Ease Value
103	Calf Growth Value
102	Milk Value
99	Maintenance Value
99	Fertility Value
GROWTH VALUE	119
CARCASS VALUE	122
PRODUCTION VALUE	109

LOGIX EBV Analysis 2026-07-17

Calf and Mother				Fertility			
Birth Dir.	Birth Mat.	Wean Dir.	Wean Mat.	Scr. Circ.	Heifer Fert.	Cow Fert.	Longev.
98	115	103	102	114	93	108	97
73%	52%	70%	56%	73%	41%	25%	52%

Post-Wean Growth			Frame			Carcass		
Post Wean	ADG	FCR	Mature Weight	Height	Length	EMA	Fat	Mar
104	114	115	100	120	118	129	125	119
55%	65%	18%	50%	70%	62%	59%	67%	59%

Myostatin	
Q204X	Free
NT821	Free
F94L	Free

Birth Weight	205D Weight	365D Weight	540D Weight	ADG Index	FCR Index	Scrotum	LH
31kg	232kg | *105 (54)*	-	-	707g/d | *117 (38)*	-	371mm *(D1)*	1.16

SELLER REMARKS: Low birth weight and good growth value.

© Compiled by the South African Stud Book and Livestock Improvement Association
All Pedigree- and Performance Data is as recorded on LOGIX on 30 July 2026

LOT 27 (M)

SBF 230037

SOUTHERN BLOCK SBF 230037

Herd Book	SP
Birth date	2023-11-30
Age	2y 8m
Inbreeding	3%
DNA	U26792U011

Parentage	Sire	Dam
DNA	✔	
Genomic		

BA 200004
BLACK MAMBA PORSCHE
Wean Mat. 105

0512C
RED DAMAR TRUMP C512
Wean Mat. 105

SOO 161X
RED SOO LINE POWER EYE 161X

W168
RED DAMAR OH BABY W168
Age 20y | Avg. WI -
Calves - | Weaned -

LKS 160108
LAMMERSKRAAL MONA LISA 16
Age 4y | AFC 34m | ICP 346d
Calves 2 | Weaned 1 | Wean Mat. 99
Avg. WI 100 | CCB 6.35 | CCW -

WB 120090
MEQUATLING FIREWORKS

WB 060261
MEQUATLING MONA LISA 060261
Age 12y | Avg. WI 108
Calves 10 | Weaned 5

KDL 150127
BLAIRMORE END KDL 15127
Age 10y | AFC 27m | ICP 450d
Calves 8 | Weaned 6 | Wean Mat. 112
Avg. WI 107 | CCB - | CCW 41.1
Calvings: 17-11, 19-05, 20-10, 21-09, 22-08, 23-11, 25-06, 26-07

WB 100093
MEQUATLING DATABANK
Wean Mat. 112

SHOC102
SHOCO DATA

WB 070090
MEQUATLING RED FIREFLY 070090
Age 7y | Avg. WI 111
Calves 5 | Weaned 4

KDL 111118
BLAIRMORE KDL111118
Age 5y | AFC 38m | ICP 422d
Calves 2 | Weaned 2 | Wean Mat. 96
Avg. WI 116 | CCB - | CCW -

26P
RED FINE LINE MULBERRY 26P

ML 050002
MR RED 007 END
Age 9y | Avg. WI 111
Calves 5 | Weaned 1

BLAIRMORE STUD PARTNERSHIP
Howick, Kwazulu Natal
0713045592
jameswestkelly@yahoo.com
PO BOX 1323,,HOWICK, 3290

COW VALUE	106
116	Calving Ease Value
108	Calf Growth Value
103	Milk Value
77	Maintenance Value
90	Fertility Value
GROWTH VALUE	121
CARCASS VALUE	118
PRODUCTION VALUE	109

LOGIX GENETICS & DNA MAS — EBV Analysis 2026-07-17

Calf and Mother				Fertility			
Birth Dir.	Birth Mat.	Wean Dir.	Wean Mat.	Scr. Circ.	Heifer Fert.	Cow Fert.	Longev.
111	112	108	103	106	81	84	108
71%	48%	69%	49%	66%	35%	21%	47%

Post-Wean Growth			Frame			Carcass		
Post Wean	ADG	FCR	Mature Weight	Height	Length	EMA	Fat	Mar
111	117	118	125	118	121	109	95	101
42%	40%	21%	44%	41%	37%	29%	31%	29%

Myostatin	
Q204X	Free
NT821	Free
F94L	Free

Birth Weight	205D Weight	365D Weight	540D Weight	ADG Index	FCR Index	Scrotum	LH
28kg	246kg | *113 (4)*	289kg | *113 (4)*	-	-	-	341mm *(B1)*	-

SELLER REMARKS: Good bone, well balanced.

LOT 28 (M)

SBF 230042

SOUTHERN BLOCK SBF 230042

Herd Book	SP
Birth date	2023-12-25
Age	2y 8m
Inbreeding	2%
DNA	U26792U0013

Parentage	Sire	Dam
DNA	✔	
Genomic		

BA 200004
BLACK MAMBA PORSCHE
Wean Mat. 105

0512C
RED DAMAR TRUMP C512
Wean Mat. 105

SOO 161X
RED SOO LINE POWER EYE 161X

W168
RED DAMAR OH BABY W168
Age 20y | Avg. WI -
Calves - | Weaned -

LKS 160108
LAMMERSKRAAL MONA LISA 16
Age 4y | AFC 34m | ICP 346d
Calves 2 | Weaned 1 | Wean Mat. 99
Avg. WI 100 | CCB 6.35 | CCW -

WB 120090
MEQUATLING FIREWORKS

WB 060261
MEQUATLING MONA LISA 060261
Age 12y | Avg. WI 108
Calves 10 | Weaned 5

KDL 180023
BLAIRMORE ASTER KDL 1823
Age 7y | AFC 24m | ICP 414d
Calves 6 | Weaned 5 | Wean Mat. 104
Avg. WI 102 | CCB - | CCW 44.9
Calvings: 20-09, 21-10, 22-09, 23-12, 25-06, 26-05

KDL 150170
BLAIRMORE KDL15170
Wean Mat. 98

WB 100093
MEQUATLING DATABANK

KD 070656
MAKOJALO KD070656
Age 8y | Avg. WI 89
Calves 5 | Weaned 2

KDL 120028
BLAIRMORE KDL120028
Age 7y | AFC 27m | ICP 367d
Calves 6 | Weaned 4 | Wean Mat. 97
Avg. WI 112 | CCB - | CCW -

26P
RED FINE LINE MULBERRY 26P

KD 090826
MAKOJALO KD090826
Age 10y | Avg. WI 88
Calves 8 | Weaned 5

BLAIRMORE STUD PARTNERSHIP
Howick, Kwazulu Natal
0713045592
jameswestkelly@yahoo.com
PO BOX 1323,,HOWICK, 3290

COW VALUE	100
90	Calving Ease Value
100	Calf Growth Value
108	Milk Value
92	Maintenance Value
106	Fertility Value
GROWTH VALUE	109
CARCASS VALUE	107
PRODUCTION VALUE	101

LOGIX GENETICS & DNA MAS — EBV Analysis 2026-07-17

Calf and Mother				Fertility			
Birth Dir.	Birth Mat.	Wean Dir.	Wean Mat.	Scr. Circ.	Heifer Fert.	Cow Fert.	Longev.
96	90	100	108	87	95	102	111
71%	46%	69%	47%	65%	33%	20%	45%

Post-Wean Growth			Frame			Carcass		
Post Wean	ADG	FCR	Mature Weight	Height	Length	EMA	Fat	Mar
109	103	104	107	110	108	102	98	101
40%	38%	21%	42%	39%	35%	26%	28%	26%

Myostatin	
Q204X	Free
NT821	Free
F94L	Free

Birth Weight	205D Weight	365D Weight	540D Weight	ADG Index	FCR Index	Scrotum	LH
38kg	197kg | *83 (4)*	251kg | *92 (4)*	-	-	-	362mm *(B1)*	-

SELLER REMARKS: Cherry Red, medium framed bull who carries his head well.

© Compiled by the South African Stud Book and Livestock Improvement Association
All Pedigree- and Performance Data is as recorded on LOGIX on 30 July 2026

LOT 29 (M)

SBF 230038

SOUTHERN BLOCK SBF 230038

Herd Book	SP
Birth date	2023-11-29
Age	2y 9m
Inbreeding	0%
DNA	U26792U012

BA 200004
BLACK MAMBA PORSCHE
Wean Mat. 105

Parentage	Sire	Dam
DNA	✔	
Genomic		

SBF 200003
SOUTHERN BLOCK FLY SBF 2003
Age 6y | AFC 24m | ICP 463d
Calves 4 | Weaned 3 | Wean Mat. 112
Avg. WI 107 | CCB - | CCW 49
Calvings: 22-08, 23-11, 24-10, 26-05

0512C
RED DAMAR TRUMP C512
Wean Mat. 105

SOO 161X
RED SOO LINE POWER EYE 161X

W168
RED DAMAR OH BABY W168
Age 20y | Avg. WI -
Calves - | Weaned -

LKS 160108
LAMMERSKRAAL MONA LISA 16
Age 4y | AFC 34m | ICP 346d
Calves 2 | Weaned 1 | Wean Mat. 99
Avg. WI 100 | CCB 6.35 | CCW -

WB 120090
MEQUATLING FIREWORKS

WB 060261
MEQUATLING MONA LISA 060261
Age 12y | Avg. WI 108
Calves 10 | Weaned 5

505C
RED SIX MILE CUSTOM MADE 505C
Wean Mat. 105

DUA149A
RED U2 RECKONING 149A

SIXM207Z
RED SIX MILE LASSIE 207Z
Age 24y | Avg. WI -
Calves - | Weaned -

KDL 170097
BLAIRMORE FLY KDL 1797
Age 8y | AFC 33m | ICP 369d
Calves 6 | Weaned 6 | Wean Mat. 116
Avg. WI 105 | CCB - | CCW 44.7

KDL 119114
BLAIRMORE KDL119114

ML 080034
MR RED STALLION FLY
Age 9y | Avg. WI 106
Calves 6 | Weaned 4

BLAIRMORE STUD PARTNERSHIP
Howick, Kwazulu Natal
0713045592
jameswestkelly@yahoo.com
PO BOX 1323,,HOWICK, 3290

COW VALUE	108
105	Calving Ease Value
106	Calf Growth Value
108	Milk Value
96	Maintenance Value
92	Fertility Value
GROWTH VALUE	105
CARCASS VALUE	111
PRODUCTION VALUE	107

LOGIX GENETICS GENETICS — EBV Analysis 2026-07-17

Calf and Mother				Fertility			
Birth Dir.	Birth Mat.	Wean Dir.	Wean Mat.	Scr. Circ.	Heifer Fert.	Cow Fert.	Longev.
104	104	106	108	73	90	79	108
71%	46%	67%	47%	67%	35%	19%	44%

Post-Wean Growth			Frame			Carcass		
Post Wean	ADG	FCR	Mature Weight	Height	Length	EMA	Fat	Mar
108	93	92	103	114	108	109	96	96
42%	42%	17%	44%	43%	39%	30%	32%	30%

Myostatin	
Q204X	Free
NT821	Free
F94L	Free

Birth Weight	205D Weight	365D Weight	540D Weight	ADG Index	FCR Index	Scrotum	LH
31kg	228kg | *103 (4)*	251kg | *97 (4)*	-	-	-	308mm *(B1)*	-

SELLER REMARKS: Good over the top, all round solid bull.

LOT 30 (M)

RAT 242405

KIRKMAN RAT 242405

Herd Book	SP
Birth date	2024-04-24
Age	2y 4m
Inbreeding	2%
DNA	ZOCA2024-72266

KDL 190162 PcPc
BLAIRMORE KDL19162
Wean Mat. 110

Parentage	Sire	Dam
DNA	✔	✔
Genomic		

RAT 212104
KIRKMAN RAT 212104
Age 5y | AFC 18m | ICP 462d
Calves 3 | Weaned 2 | Wean Mat. 95
Avg. WI 101 | CCB 8.66 | CCW 45
Calvings: 22-10, 24-04, 25-04

KDL 170039
BLAIRMORE KDL1739
Wean Mat. 92

WB 100093
MEQUATLING DATABANK

KDL 120060
BLAIRMORE KDL 120060
Age 5y | Avg. WI 104
Calves 3 | Weaned 3

KDL 170073
BLAIRMORE KDL1773
Age 4y | AFC 27m | ICP 333d
Calves 3 | Weaned 2 | Wean Mat. 108
Avg. WI 102 | CCB - | CCW 40.9

WB 100093
MEQUATLING DATABANK

KD 070659
MAKOJALO KD070659
Age 15y | Avg. WI 88
Calves 10 | Weaned 6

RAT 170713
KIRKMAN RAT 170713
Wean Mat. 78

WB 130316
MEQUATLING GUNFIRE

WB 100041
MEQUATLING RED LADYBIRD 100041
Age 12y | Avg. WI 98
Calves 9 | Weaned 9

WB 110367
MEQUATLING MAGENTA DIANA 11036
Age 15y | AFC 24m | ICP 346d
Calves 13 | Weaned 13 | Wean Mat. 112
Avg. WI 106 | CCB 6.87 | CCW 47.9

SIXM832S
RED SIX MILE SAKIC 832S

WB 090027
MEQUATLING MAGENTA DIANA 09002
Age 5y | Avg. WI 93
Calves 4 | Weaned 3

WATERFALL STUD
Hillcrest, Kwazulu Natal
0833266001
liz@rattray.co.za
MR M.L.P. RATTRAY, P.O. BOX 284, HILLCREST, 3650

COW VALUE	107
111	Calving Ease Value
102	Calf Growth Value
102	Milk Value
96	Maintenance Value
104	Fertility Value
GROWTH VALUE	-
CARCASS VALUE	110
PRODUCTION VALUE	-

LOGIX GENETICS GENETICS — EBV Analysis 2026-07-17

Calf and Mother				Fertility			
Birth Dir.	Birth Mat.	Wean Dir.	Wean Mat.	Scr. Circ.	Heifer Fert.	Cow Fert.	Longev.
108	107	102	102	104	100	105	103
56%	41%	62%	43%	27%	26%	18%	42%

Post-Wean Growth			Frame			Carcass		
Post Wean	ADG	FCR	Mature Weight	Height	Length	EMA	Fat	Mar
103	109	106	104	99	104	109	86	101
30%	25%	11%	42%	26%	24%	22%	24%	22%

Myostatin	
Q204X	Free
NT821	Free
F94L	Free

Birth Weight	205D Weight	365D Weight	540D Weight	ADG Index	FCR Index	Scrotum	LH
42kg	235kg | *101 (3)*	-	-	-	-	-	-

SELLER REMARKS: 39 cm Scrotum.

© Compiled by the South African Stud Book and Livestock Improvement Association
All Pedigree- and Performance Data is as recorded on LOGIX on 30 July 2026

LOT 32 (M)

DF 230052
TASHINGA DF230052

Herd Book	SP
Birth date	2023-10-11
Age	2y 10m
Inbreeding	0%
DNA	U18992U019

DF 200032
TASHINGA DF200032
Wean Mat. 94

Parentage	Sire	Dam
DNA	✔	
Genomic		

E 150054
EPWORTH MERRYLASS15A
Age 11y | AFC 26m | ICP 417d
Calves 8 | Weaned 4 | Wean Mat. 97
Avg. WI 96 | CCB - | CCW 32.2
Calvings: 17-09, 19-01, 20-08, 21-07, 22-09, 23-10, 24-09, 25-09

KCM 150007
DUNEDIN CAPITALIST 507
Wean Mat. 80

DF 170019
TASHINGA DF170019
Age 5y | AFC 35m | ICP 407d
Calves 3 | Weaned 3 | Wean Mat. 114
Avg. WI 111 | CCB - | CCW 48.9

D162
NICHOLS PERFORMA D162
Wean Mat. 86

H 060177
EPWORTH MERRYLASS 18TH
Age 9y | AFC 35m | ICP 435d
Calves 6 | Weaned 6 | Wean Mat. 116
Avg. WI 111 | CCB - | CCW 43.8

028
CONNEALY CAPITALIST 028

KCM 120039 PcPc
DUNEDIN ADA 239
Age 11y | Avg. WI 105
Calves 8 | Weaned 8

BAR 130009
BAR A BAR 130009

DF 130009
TASHINGA DF130009
Age 12y | Avg. WI 112
Calves 9 | Weaned 8

U193
NICHOLS FORMULA U193

B87
NICHOLS LULA B87
Age 36y | Avg. WI -
Calves - | Weaned -

H 030399
EPWORTH ALLIANCE'S ENSIGN 2ND

H 000151
EPWORTH P S MERRYLASS
Age 12y | Avg. WI 98
Calves 10 | Weaned 8

D.H. FLETCHER
Mooi River, Kwazulu Natal
fletcherdh@bundunet.com

P.O. BOX 192,MOOI RIVER, 3300

COW VALUE	92
88	Calving Ease Value
101	Calf Growth Value
97	Milk Value
100	Maintenance Value
86	Fertility Value
GROWTH VALUE	-
CARCASS VALUE	99
PRODUCTION VALUE	-

LOGIX GENETICS | GENETICA — EBV Analysis 2026-07-17

Calf and Mother				Fertility			
Birth Dir.	Birth Mat.	Wean Dir.	Wean Mat.	Scr. Circ.	Heifer Fert.	Cow Fert.	Longev.
90	95	101	97	92	91	87	93
72%	46%	67%	48%	17%	27%	14%	46%

Post-Wean Growth			Frame			Carcass		
Post Wean	ADG	FCR	Mature Weight	Height	Length	EMA	Fat	Mar
99	96	97	100	96	96	92	103	106
32%	15%	10%	45%	16%	14%	11%	12%	11%

Birth Weight	205D Weight	365D Weight	540D Weight	ADG Index	FCR Index	Scrotum	LH
37kg	173kg | *100 (12)*	-	-	-	-	-	-

Myostatin	
Q204X	Free
NT821	Free
F94L	Free

SELLER REMARKS:

LOT 33 (M)

DF 230061
TASHINGA DF230061

Herd Book	SP
Birth date	2023-10-24
Age	2y 10m
Inbreeding	2%
DNA	U18992U020

DF 200032
TASHINGA DF200032
Wean Mat. 94

Parentage	Sire	Dam
DNA	✔	
Genomic		

DF 200024
TASHINGA DF200024
Age 6y | AFC 44m | ICP 453d
Calves 3 | Weaned 2 | Wean Mat. 84
Avg. WI 102 | CCB - | CCW 38.3
Calvings: 23-10, 25-05, 26-04

KCM 150007
DUNEDIN CAPITALIST 507
Wean Mat. 80

DF 170019
TASHINGA DF170019
Age 5y | AFC 35m | ICP 407d
Calves 3 | Weaned 3 | Wean Mat. 114
Avg. WI 111 | CCB - | CCW 48.9

BAR 120073
BAR A GOOGLE
Wean Mat. 79

DF 110019
TASHINGA BLACK DIAMOND
Age 9y | AFC 36m | ICP 404d
Calves 6 | Weaned 4 | Wean Mat. 94
Avg. WI 91 | CCB - | CCW 44.2

028
CONNEALY CAPITALIST 028

KCM 120039 PcPc
DUNEDIN ADA 239
Age 11y | Avg. WI 105
Calves 8 | Weaned 8

BAR 130009
BAR A BAR 130009

DF 130009
TASHINGA DF130009
Age 12y | Avg. WI 112
Calves 9 | Weaned 8

PA 050544
RENS 05 0544

FW 070019
LOVU FW0719
Age 9y | Avg. WI 96
Calves 5 | Weaned 3

WB 080038
MEQUATLING NUGGET

DF 070006
TASHINGA MISS TRAV 1ST
Age 6y | Avg. WI 109
Calves 3 | Weaned 2

D.H. FLETCHER
Mooi River, Kwazulu Natal
fletcherdh@bundunet.com

P.O. BOX 192,MOOI RIVER, 3300

COW VALUE	102
118	Calving Ease Value
101	Calf Growth Value
91	Milk Value
104	Maintenance Value
92	Fertility Value
GROWTH VALUE	-
CARCASS VALUE	104
PRODUCTION VALUE	-

LOGIX GENETICS | GENETICA — EBV Analysis 2026-07-17

Calf and Mother				Fertility			
Birth Dir.	Birth Mat.	Wean Dir.	Wean Mat.	Scr. Circ.	Heifer Fert.	Cow Fert.	Longev.
104	123	101	91	96	93	92	98
70%	41%	66%	44%	18%	30%	17%	43%

Post-Wean Growth			Frame			Carcass		
Post Wean	ADG	FCR	Mature Weight	Height	Length	EMA	Fat	Mar
96	101	101	97	101	101	106	104	105
20%	17%	13%	44%	17%	16%	13%	14%	13%

Birth Weight	205D Weight	365D Weight	540D Weight	ADG Index	FCR Index	Scrotum	LH
31kg	165kg | *99 (12)*	-	-	-	-	-	-

Myostatin	
Q204X	Free
NT821	Free
F94L	Free

SELLER REMARKS:

© Compiled by the South African Stud Book and Livestock Improvement Association
All Pedigree- and Performance Data is as recorded on LOGIX on 30 July 2026

LOT 34 (M)

ISHA230009 *PcPc*

ISHA ISHA230009

Herd Book	SP
Birth date	2023-12-24
Age	2y 8m
Inbreeding	3%
DNA	U26024U002

Parentage	Sire	Dam
DNA	✔	
Genomic		

RK 190066
NETHERWOOD PEPPER
Wean Mat. 113

RAT 202004
KIRKMAN RAT 202004
Age 5y | AFC 30m | ICP 494d
Calves 2 | Weaned 1 | Wean Mat. 91
Avg. WI 100 | CCB - | CCW 49.5
Calvings: 22-08, 23-12

C5963
BROWN BLW INTREPID C5963
Wean Mat. 108

FW 100024
LOVU FW10-24
Age 10y | AFC 26m | ICP 468d
Calves 7 | Weaned 7 | Wean Mat. 118
Avg. WI 105 | CCB 5.36 | CCW 49

RK 150103
NETHERWOOD MOMENTUM
Wean Mat. 109

RAT 160606
KIRKMAN RAT 160606
Age 9y | AFC 42m | ICP 336d
Calves 7 | Weaned 8 | Wean Mat. 75
Avg. WI 99 | CCB 5.74 | CCW 32.8

Z7235
BROWN FINAL ANSWER Z7235

102Y
HXC PATRICIA ROSE 102Y
Age 23y | Avg. WI -
Calves - | Weaned -

WB 070159
MEQUATLING HOTSTUFF

FW 080037
LOVU FW0837
Age 12y | Avg. WI 100
Calves 11 | Weaned 10

SOO51T
RED SOO LINE MOMENTUM 7051

FW 100071
LOVU FW10-71
Age 5y | Avg. WI 116
Calves 3 | Weaned 1

WB 120090
MEQUATLING FIREWORKS

WB 100088
MEQUATLING SUNSATION 100088
Age 12y | Avg. WI 102
Calves 8 | Weaned 8

ISHA
Mooi River, Kwazulu Natal
0828804661
michael@nvf.co.za

T/A NATURAL VALUE FOODS (PTY) LTD, PO BOX 1293, HONEYDEW, 2040

FMD VAC 28-APR-26 (EXP 27-OCT-26)
AFTOGEN - BIOGENESIS BAGO (SAT 1, 2 & 3)

COW VALUE	104
107	Calving Ease Value
98	Calf Growth Value
103	Milk Value
107	Maintenance Value
102	Fertility Value
GROWTH VALUE	106
CARCASS VALUE	107
PRODUCTION VALUE	104

LOGIX GENETICS | GENETIKA — EBV Analysis 2026-07-17

Calf and Mother				Fertility			
Birth Dir.	Birth Mat.	Wean Dir.	Wean Mat.	Scr. Circ.	Heifer Fert.	Cow Fert.	Longev.
106	105	98	103	105	96	105	103
82%	77%	79%	77%	78%	76%	75%	78%

Post-Wean Growth			Frame			Carcass		
Post Wean	ADG	FCR	Mature Weight	Height	Length	EMA	Fat	Mar
101	110	111	92	115	115	98	94	101
76%	77%	75%	77%	77%	77%	77%	77%	77%

Birth Weight	205D Weight	365D Weight	540D Weight	ADG Index	FCR Index	Scrotum	LH
34kg	249kg | *100 (1)*	-	-	-	-	-	-

Myostatin	
Q204X	Free
NT821	Free
F94L	Free

SELLER REMARKS: Scrotum 40cm

LOT 35 (M)

ISHA230155 *PcPc*

ISHA ISHA230155

Herd Book	SP
Birth date	2023-05-08
Age	3y 3m
Inbreeding	2%
DNA	WSC072514

Parentage	Sire	Dam
DNA	✔	
Genomic	✔	

JK 190043 PcPc
WENSPAN JK190043
Wean Mat. 91

JK 200067
WENSPAN JK200067
Age 5y | AFC - | ICP 845d
Calves 2 | Weaned 1 | Wean Mat. 101
Avg. WI 100 | CCB - | CCW 39.5
Calvings: 23-05, 25-08

1378
SILVEIRAS MISSION NEXUS 1378
Wean Mat. 88

CBC 100685
COPELANDS BEEF CBC100685
Age 13y | AFC 30m | ICP 382d
Calves 11 | Weaned 9 | Wean Mat. 83
Avg. WI 99 | CCB 5.74 | CCW 33.5

JK 150018
WENSPAN JK 150018
Wean Mat. 106

JK 140058
WENSPAN JK140058
Age 9y | AFC 34m | ICP 364d
Calves 7 | Weaned 6 | Wean Mat. 101
Avg. WI 100 | CCB 5.7 | CCW 39.6

P27
LJC MISSION STATEMENT P27

8399
SILVEIRAS DAORV 8399
Age 19y | Avg. WI -
Calves - | Weaned -

AC 050079
LOUMOTTA MAJOR LEAQUE

CBC 060106
COPELANDS BEEF MISS CBC 06 106
Age 8y | Avg. WI 99
Calves 3 | Weaned 2

JAN 990715
ANVOS LOFTY 715

JK 100051
WENSPAN JK100051
Age 11y | Avg. WI 104
Calves 9 | Weaned 8

JK 110043
WENSPAN JK110043

JK 090012
WENSPAN JK0912
Age 5y | Avg. WI 103
Calves 3 | Weaned 2

ISHA
Mooi River, Kwazulu Natal
0828804661
michael@nvf.co.za

T/A NATURAL VALUE FOODS (PTY) LTD, PO BOX 1293, HONEYDEW, 2040

FMD VAC 28-APR-26 (EXP 27-OCT-26)
AFTOGEN - BIOGENESIS BAGO (SAT 1, 2 & 3)

COW VALUE	111
106	Calving Ease Value
111	Calf Growth Value
100	Milk Value
92	Maintenance Value
99	Fertility Value
GROWTH VALUE	109
CARCASS VALUE	98
PRODUCTION VALUE	111

LOGIX GENETICS | GENETIKA — EBV Analysis 2026-07-17

Calf and Mother				Fertility			
Birth Dir.	Birth Mat.	Wean Dir.	Wean Mat.	Scr. Circ.	Heifer Fert.	Cow Fert.	Longev.
97	114	111	100	125	108	102	91
83%	80%	83%	80%	81%	79%	78%	81%

Post-Wean Growth			Frame			Carcass		
Post Wean	ADG	FCR	Mature Weight	Height	Length	EMA	Fat	Mar
110	115	111	108	115	110	102	75	75
80%	80%	78%	80%	81%	80%	80%	81%	80%

Birth Weight	205D Weight	365D Weight	540D Weight	ADG Index	FCR Index	Scrotum	LH
25kg	280kg | *100 (1)*	-	-	-	-	-	-

Myostatin	
Q204X	Free
NT821	Free
F94L	Free

SELLER REMARKS: Scrotum 42cm

© Compiled by the South African Stud Book and Livestock Improvement Association
All Pedigree- and Performance Data is as recorded on LOGIX on 30 July 2026

LOT 36 (M)

RK 230024
NETHERWOOD HAKKA

Herd Book	SP
Birth date	2023-07-03
Age	3y 1m
Inbreeding	2%
DNA	U260496U003

Parentage	Sire	Dam
DNA	✔	
Genomic		

RK 180037
NETHERWOOD HACKER
Wean Mat. 110

11X
RED LAZY MC HONKY TONK 11X
Wean Mat. 82

26U
RED LAZY MC COWBOY CUT 26U

701T
RED YY PATTY 701T
Age 36y | Avg. WI -
Calves - | Weaned -

RCM 110110
ROECHAMA RCM110110
Age 8y | AFC 35m | ICP 379d
Calves 6 | Weaned 4 | Wean Mat. 116
Avg. WI 100 | CCB 4.43 | CCW 40

AC 050077
LOUMOTTA MAJOR MAN

RCM 050046
ROECHAMA RCM05046
Age 11y | Avg. WI 106
Calves 7 | Weaned 7

RK 180007
NETHERWOOD RK 180007
Age 8y | AFC 36m | ICP 369d
Calves 5 | Weaned 4 | Wean Mat. 82
Avg. WI 93 | CCB - | CCW 59.8
Calvings: 21-06, 22-07, 23-07, 24-06, 25-07

102B
RED LAZY MC BENELLI 102B
Wean Mat. 92

34Z
RED NCJ LAZY MC VENOM 34Z

36Z
RED LAZY MC MISS FIREFLY 36Z
Age 23y | Avg. WI -
Calves - | Weaned -

RK 150107
NETHERWOOD RK150107
Age 10y | AFC 34m | ICP 376d
Calves 8 | Weaned 8 | Wean Mat. 79
Avg. WI 98 | CCB 5.21 | CCW 44.6

WB 110293
MEQUATLING GUNSLINGER

RK 080002
NETHERWOOD RK08002
Age 9y | Avg. WI 91
Calves 7 | Weaned 7

R. KLEINLOOG
Nottingham Road, Kwazulu Natal
0723552770
Rob.Kleinloog@gmail.com

P.O. BOX 290,-,NOTTINGHAM ROAD, 3280

COW VALUE	102
88	Calving Ease Value
103	Calf Growth Value
99	Milk Value
105	Maintenance Value
110	Fertility Value
GROWTH VALUE	88
CARCASS VALUE	88
PRODUCTION VALUE	98

LOGIX GENETICS | GENETIKA — EBV Analysis 2026-07-17

Calf and Mother				Fertility			
Birth Dir.	Birth Mat.	Wean Dir.	Wean Mat.	Scr. Circ.	Heifer Fert.	Cow Fert.	Longev.
87	98	103	99	103	116	95	107
72%	49%	69%	51%	42%	38%	23%	51%

Post-Wean Growth			Frame			Carcass		
Post Wean	ADG	FCR	Mature Weight	Height	Length	EMA	Fat	Mar
105	90	85	94	84	85	104	91	94
42%	37%	19%	46%	40%	35%	33%	38%	34%

Birth Weight	205D Weight	365D Weight	540D Weight	ADG Index	FCR Index	Scrotum	LH
41kg	207kg | *91 (15)*	-	-	-	-	-	-

Myostatin	
Q204X	Free
NT821	Free
F94L	Free

SELLER REMARKS: Hard working bull that could work heifers and cows.

LOT 37 (M)

RK 230047
NETHERWOOD ZINGER

Herd Book	SP
Birth date	2023-07-13
Age	3y 1m
Inbreeding	1%
DNA	U260496U008

Parentage	Sire	Dam
DNA	✔	
Genomic		

RK 200008
NETHERWOOD ZIPPO
Wean Mat. 99

RK 150033
NETHERWOOD ZAPPER
Wean Mat. 107

WAF351U
RED WAF CACHAFAZ 351U

WB 070085
MEQUATLING RED CHIQUITA
Age 10y | Avg. WI 112
Calves 8 | Weaned 7

RK 170044
NETHERWOOD RK170044
Age 5y | AFC 35m | ICP 399d
Calves 3 | Weaned 3 | Wean Mat. 103
Avg. WI 104 | CCB 5.14 | CCW 46.7

Y1334
BROWN JYJ REDEMPTION Y1334

JMS 110643
VANSIA JMS 11 643
Age 10y | Avg. WI 96
Calves 8 | Weaned 9

RK 190054
NETHERWOOD RK190054
Age 7y | AFC 37m | ICP 357d
Calves 4 | Weaned 3 | Wean Mat. 119
Avg. WI 104 | CCB - | CCW 50.4
Calvings: 22-08, 23-07, 24-07, 25-07

C5963
BROWN BLW INTREPID C5963
Wean Mat. 108

Z7235
BROWN FINAL ANSWER Z7235

102Y
HXC PATRICIA ROSE 102Y
Age 23y | Avg. WI -
Calves - | Weaned -

RK 090045
NETHERWOOD RK090045
Age 11y | AFC 35m | ICP 362d
Calves 9 | Weaned 7 | Wean Mat. 115
Avg. WI 99 | CCB 4.8 | CCW 42.7

JE 020068
BLAIRMORE 02 68

KA 971704
KIPLINGCOTES 97 1704
Age 13y | Avg. WI 86
Calves 10 | Weaned 3

R. KLEINLOOG
Nottingham Road, Kwazulu Natal
0723552770
Rob.Kleinloog@gmail.com

P.O. BOX 290,-,NOTTINGHAM ROAD, 3280

COW VALUE	110
86	Calving Ease Value
112	Calf Growth Value
111	Milk Value
85	Maintenance Value
105	Fertility Value
GROWTH VALUE	102
CARCASS VALUE	107
PRODUCTION VALUE	108

LOGIX GENETICS | GENETIKA — EBV Analysis 2026-07-17

Calf and Mother				Fertility			
Birth Dir.	Birth Mat.	Wean Dir.	Wean Mat.	Scr. Circ.	Heifer Fert.	Cow Fert.	Longev.
89	92	112	111	98	88	102	114
70%	42%	66%	45%	45%	30%	18%	45%

Post-Wean Growth			Frame			Carcass		
Post Wean	ADG	FCR	Mature Weight	Height	Length	EMA	Fat	Mar
112	103	99	115	98	103	116	98	115
40%	41%	21%	42%	44%	39%	36%	41%	36%

Birth Weight	205D Weight	365D Weight	540D Weight	ADG Index	FCR Index	Scrotum	LH
40kg	240kg | *110 (15)*	-	-	-	-	-	-

Myostatin	
Q204X	Free
NT821	Free
F94L	Free

SELLER REMARKS: Dark red bull with a good head.

© Compiled by the South African Stud Book and Livestock Improvement Association
All Pedigree- and Performance Data is as recorded on LOGIX on 30 July 2026

LOT 38 (M)

RK 230042
NETHERWOOD HOUDINI

Herd Book	SP
Birth date	2023-07-06
Age	3y 1m
Inbreeding	0%
DNA	U260496U007

RK 180037
NETHERWOOD HACKER
Wean Mat. 110

Parentage	Sire	Dam
DNA	✔	
Genomic		

RK 190058
NETHERWOOD RK190058
Age 5y | AFC 37m | ICP 362d
Calves 3 | Weaned 2 | Wean Mat. 94
Avg. WI 102 | CCB - | CCW 47.8
Calvings: 22-08, 23-07, 24-08

11X
RED LAZY MC HONKY TONK 11X
Wean Mat. 82

26U
RED LAZY MC COWBOY CUT 26U

701T
RED YY PATTY 701T
Age 36y | Avg. WI -
Calves - | Weaned -

RCM 110110
ROECHAMA RCM110110
Age 8y | AFC 35m | ICP 379d
Calves 6 | Weaned 4 | Wean Mat. 116
Avg. WI 100 | CCB 4.43 | CCW 40

AC 050077
LOUMOTTA MAJOR MAN

RCM 050046
ROECHAMA RCM05046
Age 11y | Avg. WI 106
Calves 7 | Weaned 7

DKF 55C
RED DKF RAZOR 55C
Wean Mat. 93

15A
DKF ELIMINATOR 15A

21A
DKF MISS NET WORTH 21A
Age 20y | Avg. WI -
Calves - | Weaned -

RK 140074
NETHERWOOD RK140074
Age 8y | AFC 34m | ICP 373d
Calves 5 | Weaned 5 | Wean Mat. 84
Avg. WI 99 | CCB 5.55 | CCW 45.9

RRAR20Y
RED RRAR PALERMO 20Y

LC 000038
TARZAN MINERVA 00 38
Age 15y | Avg. WI 102
Calves 11 | Weaned 8

R. KLEINLOOG
Nottingham Road, Kwazulu Natal
0723552770
Rob.Kleinloog@gmail.com

P.O. BOX 290,-,NOTTINGHAM ROAD, 3280

COW VALUE	108
89	Calving Ease Value
110	Calf Growth Value
101	Milk Value
84	Maintenance Value
119	Fertility Value
GROWTH VALUE	102
CARCASS VALUE	99
PRODUCTION VALUE	107

LOGIX GENETICS | GENETRIX — EBV Analysis 2026-07-17

Calf and Mother				Fertility			
Birth Dir.	Birth Mat.	Wean Dir.	Wean Mat.	Scr. Circ.	Heifer Fert.	Cow Fert.	Longev.
85	102	110	101	111	121	113	106
72%	47%	68%	50%	44%	40%	24%	51%

Post-Wean Growth			Frame			Carcass		
Post Wean	ADG	FCR	Mature Weight	Height	Length	EMA	Fat	Mar
115	103	101	116	102	99	109	97	87
42%	40%	19%	47%	43%	38%	35%	40%	36%

Myostatin	
Q204X	Free
NT821	Free
F94L	Free

Birth Weight	205D Weight	365D Weight	540D Weight	ADG Index	FCR Index	Scrotum	LH
38kg	233kg | *107 (15)*	-	-	-	-	-	-

SELLER REMARKS: A bull that would work well in crossbreeding.

LOT 39 (M)

NLA 230002
NEW LEAF INKHEART 2302

Herd Book	SP
Birth date	2023-08-05
Age	3y
Inbreeding	1%
DNA	U26792U020

JS02 PcPc
SAC CONVERSATION
Wean Mat. 120

Parentage	Sire	Dam
DNA	✔	
Genomic		

NLA 170014
NEW LEAF PURE GEM 1714
Age 8y | AFC 25m | ICP 345d
Calves 7 | Weaned 4 | Wean Mat. 92
Avg. WI 96 | CCB - | CCW -
Calvings: 19-11, 20-12, 21-10, 22-09, 23-08, 24-08, 25-07

8064
SILVEIRAS CONVERSION 8064
Wean Mat. 107

758N
BT CROSSOVER 758N

S609R3
EXG SARAS DREAM S609 R3
Age 29y | Avg. WI -
Calves - | Weaned -

0252
LAFLINS FARRAH 0252
Age 20y | AFC - | ICP -
Calves - | Weaned - | Wean Mat. 110
Avg. WI - | CCB - | CCW -

4438
S A V 004 PREDOMINANT 4438

7215AAA
LAFLINS FARRAH 7215
Age 22y | Avg. WI -
Calves - | Weaned -

NLA 120003
CLAYMORE 1203
Wean Mat. 92

7301
S A V PIONEER 7301

WB 060184
MEQUATLING CARRIE 060184
Age 11y | Avg. WI 105
Calves 7 | Weaned 5

E 110122
EPWORTH PURE GEM 11D
Age 9y | AFC 25m | ICP 428d
Calves 6 | Weaned 3 | Wean Mat. 99
Avg. WI 96 | CCB - | CCW -

854E
O C C EMBLAZON 854E

H 050116
EPWORTH PURE GEM 6TH
Age 9y | Avg. WI 108
Calves 4 | Weaned 3

BLAIRMORE STUD PARTNERSHIP
Howick, Kwazulu Natal
0713045592
jameswestkelly@yahoo.com

PO BOX 1323,,HOWICK, 3290

COW VALUE	92
100	Calving Ease Value
86	Calf Growth Value
106	Milk Value
122	Maintenance Value
93	Fertility Value
GROWTH VALUE	98
CARCASS VALUE	94
PRODUCTION VALUE	91

LOGIX GENETICS | GENETRIX — EBV Analysis 2026-07-17

Calf and Mother				Fertility			
Birth Dir.	Birth Mat.	Wean Dir.	Wean Mat.	Scr. Circ.	Heifer Fert.	Cow Fert.	Longev.
105	94	86	106	102	93	82	107
72%	53%	67%	50%	68%	33%	17%	48%

Post-Wean Growth			Frame			Carcass		
Post Wean	ADG	FCR	Mature Weight	Height	Length	EMA	Fat	Mar
87	95	95	78	74	81	99	120	116
42%	59%	17%	44%	39%	34%	32%	36%	32%

Myostatin	
Q204X	Free
NT821	Free
F94L	Free

Birth Weight	205D Weight	365D Weight	540D Weight	ADG Index	FCR Index	Scrotum	LH
34kg	231kg | *91 (13)*	-	-	595g/d | *107 (13)*	-	332mm *(D1)*	-

SELLER REMARKS: Deep bull.

© Compiled by the South African Stud Book and Livestock Improvement Association
All Pedigree- and Performance Data is as recorded on LOGIX on 30 July 2026

LOT 40 (M)

BAR 230001

BAR A 23 001

COMMERCIAL

This is a commercial animal

Herd Book	NFR
Birth date	2023-03-12
Age	3y 5m
Inbreeding	1%
DNA	U26792U014

FW 180031
LOVU FW180031
Wean Mat. 104

Parentage	Sire	Dam
DNA	✔	
Genomic		

BAR 200002
BAR A BARBARA BAR 2002
Age 5y | AFC 36m | ICP 590d
Calves 2 | Weaned 2 | Wean Mat. 94
Avg. WI 108 | CCB - | CCW 39.5
Calvings: 23-03, 24-10

WB 150441
MEQUATLING DESTINATION
Wean Mat. 96

R240
ANDRAS NEW DIRECTION R240

WB 100034
MEQUATLING RED LIZA 10 034
Age 6y | Avg. WI 99
Calves 5 | Weaned 5

FW 140015
LOVU FW140015
Age 9y | AFC 25m | ICP 367d
Calves 8 | Weaned 7 | Wean Mat. 124
Avg. WI 109 | CCB - | CCW 46.2

X22
BIEBER ROUSE SAMURAI X22

FW 080012
LOVU FW0812
Age 10y | Avg. WI 91
Calves 9 | Weaned 8

RCM 100256
ROECHAMA RCM100256
Wean Mat. 98

JMS 040183
VANSIA JMS 04 183

RCM 030098
ROECHAMA RCM03098
Age 11y | Avg. WI 113
Calves 6 | Weaned 3

BAR 170003
BAR A BAR 170003
Age 6y | AFC 31m | ICP -
Calves 1 | Weaned 1 | Wean Mat. 99
Avg. WI 100 | CCB - | CCW -

CP 147724
VEEJAY TOUCHSTONE 7724

FW 150015
LOVU FW150015
Age 7y | Avg. WI 102
Calves 3 | Weaned 3

COW VALUE	94
126	Calving Ease Value
85	Calf Growth Value
99	Milk Value
102	Maintenance Value
101	Fertility Value
GROWTH VALUE	99
CARCASS VALUE	103
PRODUCTION VALUE	93

LOGIX GENETICS | GENETIKA — EBV Analysis 2026-07-17

Calf and Mother				Fertility			
Birth Dir.	Birth Mat.	Wean Dir.	Wean Mat.	Scr. Circ.	Heifer Fert.	Cow Fert.	Longev.
119	116	85	99	84	103	115	89
65%	40%	48%	41%	43%	28%	19%	39%

Post-Wean Growth			Frame			Carcass		
Post Wean	ADG	FCR	Mature Weight	Height	Length	EMA	Fat	Mar
85	97	95	98	93	99	100	106	106
34%	39%	13%	42%	42%	38%	29%	31%	29%

Birth Weight	205D Weight	365D Weight	540D Weight	ADG Index	FCR Index	Scrotum	LH
36kg	255kg | *106 (2)*	-	-	-	-	-	-

Myostatin	
Q204X	Free
NT821	Free
F94L	Free

SELLER REMARKS: Good commercial bull.

LOT 41 (M)

D.H. FLETCHER
Mooi River, Kwazulu Natal
fletcherdh@bundunet.com

P.O. BOX 192,MOOI RIVER, 3300

DF 230020

TASHINGA DF230020

Herd Book	SP
Birth date	2023-09-18
Age	2y 11m
Inbreeding	0%
DNA	U18992U013

4336
S A V 004 DENSITY 4336
Wean Mat. 84

Parentage	Sire	Dam
DNA	✔	
Genomic		

DF 140050
TASHINGA DF140050
Age 9y | AFC 37m | ICP 427d
Calves 6 | Weaned 6 | Wean Mat. 88
Avg. WI 107 | CCB - | CCW 42.7
Calvings: 17-11, 18-10, 20-02, 21-02, 22-09, 23-09

004
S A V 8180 TRAVELER 004
Wean Mat. 101

10D
SITZ TRAVELER 8180

8003
BOYD FOREVER LADY 8003
Age 31y | Avg. WI -
Calves - | Weaned -

9124
S A R PROSPECTOR MAY 9124
Age 33y | AFC - | ICP 335d
Calves 2 | Weaned - | Wean Mat. 68
Avg. WI - | CCB - | CCW -

DF 110025
TASHINGA BONHAVEN PJ
Wean Mat. 87

PJB 060081
BONHAVEN VOLTAGE 0681

A 020097
AUCDEEN MEGAN 33
Age 13y | Avg. WI 107
Calves 10 | Weaned 9

DF 060060
TASHINGA ELSA
Age 9y | AFC 36m | ICP 442d
Calves 6 | Weaned 4 | Wean Mat. 80
Avg. WI 90 | CCB - | CCW 38.9

HR 000617
WOODVIEW FLESH & FIRE

H 970233
OF EPWORTH ELSA 29TH
Age 11y | Avg. WI 102
Calves 9 | Weaned 8

COW VALUE	78
111	Calving Ease Value
80	Calf Growth Value
89	Milk Value
117	Maintenance Value
85	Fertility Value
GROWTH VALUE	90
CARCASS VALUE	85
PRODUCTION VALUE	77

LOGIX GENETICS | GENETIKA — EBV Analysis 2026-07-17

Calf and Mother				Fertility			
Birth Dir.	Birth Mat.	Wean Dir.	Wean Mat.	Scr. Circ.	Heifer Fert.	Cow Fert.	Longev.
106	109	80	89	86	96	83	91
72%	56%	69%	58%	27%	41%	28%	56%

Post-Wean Growth			Frame			Carcass		
Post Wean	ADG	FCR	Mature Weight	Height	Length	EMA	Fat	Mar
82	93	97	84	88	80	83	107	105
39%	26%	22%	56%	26%	25%	21%	23%	22%

Birth Weight	205D Weight	365D Weight	540D Weight	ADG Index	FCR Index	Scrotum	LH
30kg	152kg | *84 (8)*	-	-	-	-	-	-

Myostatin	
Q204X	Free
NT821	Free
F94L	Free

SELLER REMARKS:

© Compiled by the South African Stud Book and Livestock Improvement Association
All Pedigree- and Performance Data is as recorded on LOGIX on 30 July 2026

LOT 42 (M)

RK 230004
NETHERWOOD INFERNO

Herd Book	SP
Birth date	2023-06-01
Age	3y 2m
Inbreeding	0%
DNA	U260496U002

Parentage	Sire	Dam
DNA	✔	
Genomic		

DE 150013
DE-PANNE INTERNATIONAL NO. 1
Wean Mat. 107

2020
S A V INTERNATIONAL 2020
Wean Mat. 107

0338
S A V HARVESTOR 0338

5483
S A V EMBLYNETTE 5483
Age 23y | Avg. WI -
Calves - | Weaned -

DE 060061
DE-PANNE HOT 023000 ISTE
Age 17y | AFC 22m | ICP 430d
Calves 12 | Weaned 10 | Wean Mat. 96
Avg. WI 99 | CCB 4.46 | CCW 42.3

7078
VERMILLION DATELINE 7078

HAR 020006
HOT 02 3000
Age 13y | Avg. WI 105
Calves 8 | Weaned 6

RK 200014
NETHERWOOD RK200014
Age 6y | AFC 36m | ICP 384d
Calves 3 | Weaned 3 | Wean Mat. 110
Avg. WI 97 | CCB - | CCW 48.3
Calvings: 23-06, 24-07, 25-07

0512C
RED DAMAR TRUMP C512
Wean Mat. 105

SOO 161X
RED SOO LINE POWER EYE 161X

W168
RED DAMAR OH BABY W168
Age 20y | Avg. WI -
Calves - | Weaned -

RK 150100
NETHERWOOD RK150100
Age 10y | AFC 34m | ICP 372d
Calves 8 | Weaned 6 | Wean Mat. 110
Avg. WI 101 | CCB 5.62 | CCW 46.1

RK 120087
NETHERWOOD POTSHOT

RR 080268 PP
RIVERRANCH RR 080268
Age 10y | Avg. WI 104
Calves 8 | Weaned 5

R. KLEINLOOG
Nottingham Road, Kwazulu Natal
0723552770
Rob.Kleinloog@gmail.com

P.O. BOX 290,-,NOTTINGHAM ROAD, 3280

COW VALUE	96
97	Calving Ease Value
94	Calf Growth Value
107	Milk Value
99	Maintenance Value
101	Fertility Value
GROWTH VALUE	109
CARCASS VALUE	118
PRODUCTION VALUE	98

LOGIX GENETICS | GENETICA
EBV Analysis 2026-07-17

Calf and Mother				Fertility			
Birth Dir.	Birth Mat.	Wean Dir.	Wean Mat.	Scr. Circ.	Heifer Fert.	Cow Fert.	Longev.
103	93	94	107	80	92	96	110
72%	54%	59%	55%	50%	39%	22%	52%

Post-Wean Growth			Frame			Carcass		
Post Wean	ADG	FCR	Mature Weight	Height	Length	EMA	Fat	Mar
99	106	104	100	109	119	107	96	119
50%	46%	26%	52%	49%	45%	38%	42%	38%

Myostatin	
Q204X	Free
NT821	Free
F94L	Free

Birth Weight	205D Weight	365D Weight	540D Weight	ADG Index	FCR Index	Scrotum	LH
29kg	216kg | *86 (2)*	-	-	-	-	-	-

SELLER REMARKS: Very correct, smaller framed bull.

LOT 43 (F)

RK 210088
NETHERWOOD RK210088

Herd Book	SP
Birth date	2021-07-23
Age	5y 1m
Inbreeding	1%
AFC	37m
Calves	2
Weaned	0
Avg. WI	-
ICP	338d

Parentage	Sire	Dam
DNA		
Genomic		

RK 180037
NETHERWOOD HACKER
Wean Mat. 110

11X
RED LAZY MC HONKY TONK 11X
Wean Mat. 82

26U
RED LAZY MC COWBOY CUT 26U

701T
RED YY PATTY 701T
Age 36y | Avg. WI -
Calves - | Weaned -

RCM 110110
ROECHAMA RCM110110
Age 8y | AFC 35m | ICP 379d
Calves 6 | Weaned 4 | Wean Mat. 116
Avg. WI 100 | CCB 4.43 | CCW 40

AC 050077
LOUMOTTA MAJOR MAN

RCM 050046
ROECHAMA RCM05046
Age 11y | Avg. WI 106
Calves 7 | Weaned 7

RK 150100
NETHERWOOD RK150100
Age 10y | AFC 34m | ICP 372d
Calves 8 | Weaned 6 | Wean Mat. 110
Avg. WI 101 | CCB 5.62 | CCW 46.1
Calvings: 18-06, 19-06, 20-06, 21-07, 22-07, 23-07, 24-07, 25-08

RK 120087
NETHERWOOD POTSHOT
Wean Mat. 112

RR 090249
RIVERRANCH RR090249

RR 070300
RIVERRANCH RR070300
Age 7y | Avg. WI 115
Calves 2 | Weaned 2

RR 080268 PP
RIVERRANCH RR 080268
Age 10y | AFC 24m | ICP 400d
Calves 8 | Weaned 5 | Wean Mat. 108
Avg. WI 104 | CCB 4.74 | CCW 39.8

RR 040040
RIVER RANCH 04 0040

RSJ 980041
MARICHVALLEY MARICH VALLEY 98
Age 10y | Avg. WI 111
Calves 8 | Weaned 4

R. KLEINLOOG
Nottingham Road, Kwazulu Natal
0723552770
Rob.Kleinloog@gmail.com

P.O. BOX 290,-,NOTTINGHAM ROAD, 3280

Last Calf	
Calf ID	RK 250034 (F)
Birth Date	2025-07-28
Sire ID	RK 210014

Calvings: 24-08, 25-07

COW VALUE	105
78	Calving Ease Value
102	Calf Growth Value
113	Milk Value
101	Maintenance Value
117	Fertility Value
GROWTH VALUE	97
CARCASS VALUE	95
PRODUCTION VALUE	103

LOGIX GENETICS | GENETICA
EBV Analysis 2026-07-17

Calf and Mother				Fertility			
Birth Dir.	Birth Mat.	Wean Dir.	Wean Mat.	Scr. Circ.	Heifer Fert.	Cow Fert.	Longev.
83	86	102	113	101	121	109	106
74%	55%	69%	52%	44%	45%	24%	55%

Post-Wean Growth			Frame			Carcass		
Post Wean	ADG	FCR	Mature Weight	Height	Length	EMA	Fat	Mar
100	92	87	98	87	92	97	92	88
41%	38%	19%	47%	42%	36%	32%	37%	32%

Myostatin	
Q204X	Not Tested
NT821	Not Tested
F94L	Not Tested

Birth Weight	205D Weight	365D Weight	540D Weight	ADG Index	FCR Index	Scrotum	LH
37kg	247kg | *98 (30)*	-	-	-	-	-	-

SELLER REMARKS: Calved to Ferrari.

© Compiled by the South African Stud Book and Livestock Improvement Association
All Pedigree- and Performance Data is as recorded on LOGIX on 30 July 2026

LOT 44 (F)

RK 210117
NETHERWOOD RK210117

Herd Book	SP
Birth date	2021-08-11
Age	5y
Inbreeding	2%
AFC	35m
Calves	2
Weaned	2
Avg. WI	95
ICP	407d

RK 180031
NETHERWOOD PRESIDENT
Wean Mat. 118

Parentage	Sire	Dam
DNA		
Genomic		

RK 140095
NETHERWOOD RED FLAME
Age 8y | AFC 33m | ICP 374d
Calves 5 | Weaned 5 | Wean Mat. 105
Avg. WI 111 | CCB 5.55 | CCW 46.1
Calvings: 17-07, 18-08, 19-08, 20-08, 21-08

RK 150094
NETHERWOOD FRANKLIN
Wean Mat. 99

RK 150064
NETHERWOOD JEFA
Age 11y | AFC 36m | ICP 371d
Calves 8 | Weaned 6 | Wean Mat. 122
Avg. WI 109 | CCB 5.29 | CCW 47.7

WB 110506
MEQUATLING HIRED HAND
Wean Mat. 62

RR 070159
RIVERRANCH RR070159
Age 8y | AFC 39m | ICP 348d
Calves 6 | Weaned 2 | Wean Mat. 108
Avg. WI 102 | CCB - | CCW -

W384
BIEBER ROOSEVELT W384

RK 110019
NETHERWOOD BIG MAMA
Age 13y | Avg. WI 102
Calves 10 | Weaned 6

WAF351U
RED WAF CACHAFAZ 351U

RK 110003
NETHERWOOD RK110003
Age 9y | Avg. WI 95
Calves 6 | Weaned 6

HFX540R
RED TER-RON FULLY LOADED 540R

WB 050453
MEQUATLING FLAMING ALICE
Age 6y | Avg. WI 110
Calves 4 | Weaned 3

RR 040017
RIVER RANCH 04 0017

RR 010086
RIVER RANCH 01 86
Age 10y | Avg. WI 114
Calves 6 | Weaned 3

R. KLEINLOOG
Nottingham Road, Kwazulu Natal
0723552770
Rob.Kleinloog@gmail.com

P.O. BOX 290,-,NOTTINGHAM ROAD, 3280

Last Calf	
Calf ID	RK 250048 (F)
Birth Date	2025-08-26
Sire ID	RK 220041

Calvings: 24-07, 25-08

Myostatin	
Q204X	Not Tested
NT821	Not Tested
F94L	Not Tested

COW VALUE	106
92	Calving Ease Value
111	Calf Growth Value
100	Milk Value
91	Maintenance Value
98	Fertility Value
GROWTH VALUE	108
CARCASS VALUE	113
PRODUCTION VALUE	106

LOGIX GENETICS GENETICA — EBV Analysis 2026-07-17

Calf and Mother				Fertility			
Birth Dir.	Birth Mat.	Wean Dir.	Wean Mat.	Scr. Circ.	Heifer Fert.	Cow Fert.	Longev.
90	100	111	100	109	90	89	112
74%	58%	70%	65%	45%	42%	20%	54%

Post-Wean Growth			Frame			Carcass		
Post Wean	ADG	FCR	Mature Weight	Height	Length	EMA	Fat	Mar
113	108	102	109	96	108	100	107	109
47%	40%	14%	47%	44%	38%	35%	40%	35%

Birth Weight	205D Weight	365D Weight	540D Weight	ADG Index	FCR Index	Scrotum	LH
38kg	283kg | 120 (12)	-	-	-	-	-	-

SELLER REMARKS: In calf to RK23025.

LOT 45 (F)

FW 240004
LOVU FW240004

Herd Book	SP
Birth date	2024-07-24
Age	2y 1m
Inbreeding	1%

FW 220013
LOVU FW220013
Wean Mat. 102

Parentage	Sire	Dam
DNA		
Genomic		

FW 220068
LOVU FW220068
Age 3y | AFC 22m | ICP 448d
Calves 2 | Weaned 2 | Wean Mat. 108
Avg. WI 113 | CCB - | CCW 53.1
Calvings: 24-07, 25-10

DUA 17G PcPc
RED U2 TOWNSHIP 17G
Wean Mat. 58

FW 120047 PcPc
LOVU FW120047
Age 13y | AFC 23m | ICP 366d
Calves 12 | Weaned 12 | Wean Mat. 144
Avg. WI 109 | CCB - | CCW 50.1

AV 190115 PcPc
BIRD ISLAND REDS AV190115
Wean Mat. 108

FW 160063 PcPc
LOVU FW160063
Age 9y | AFC 23m | ICP 361d
Calves 8 | Weaned 8 | Wean Mat. 90
Avg. WI 96 | CCB - | CCW 41.7

137E
RED MRLA RESOURCE 137E

DUA 113Z
RED U-2 BEAUTY 113Z
Age 26y | Avg. WI -
Calves - | Weaned -

KHC 090028
SHANTON KHC090028

FW 090019
LOVU FW0919
Age 6y | Avg. WI 110
Calves 4 | Weaned 4

195D
RED U2 MALBEC 195D

AV 140051
BIRD ISLAND REDS AV140051
Age 9y | Avg. WI 97
Calves 8 | Weaned 8

KHC 100028
SHANTON KHC100028

FW 100062
LOVU FW10-62
Age 9y | Avg. WI 110
Calves 8 | Weaned 8

J.F. KEYSER
Eston, Kwazulu Natal
0827749901
rosewoodfarmcc@gmail.com

ROSEWOOD FARM C.C.,P.O. BOX 104, ESTON, 3740

COW VALUE	106
95	Calving Ease Value
101	Calf Growth Value
102	Milk Value
112	Maintenance Value
109	Fertility Value
GROWTH VALUE	91
CARCASS VALUE	102
PRODUCTION VALUE	103

LOGIX GENETICS GENETICA — EBV Analysis 2026-07-17

Calf and Mother				Fertility			
Birth Dir.	Birth Mat.	Wean Dir.	Wean Mat.	Scr. Circ.	Heifer Fert.	Cow Fert.	Longev.
97	97	101	102	109	107	97	111
68%	43%	66%	47%	47%	34%	16%	43%

Post-Wean Growth			Frame			Carcass		
Post Wean	ADG	FCR	Mature Weight	Height	Length	EMA	Fat	Mar
101	96	92	87	95	96	104	109	93
54%	43%	7%	45%	46%	42%	39%	43%	39%

Myostatin	
Q204X	Not Tested
NT821	Not Tested
F94L	Not Tested

Birth Weight	205D Weight	365D Weight	540D Weight	ADG Index	FCR Index	Scrotum	LH
26kg	233kg | 114 (49)	-	377kg | 104 (34)	-	-	- (B2)	-

SELLER REMARKS: In calf to FW 2482 (We1929).

© Compiled by the South African Stud Book and Livestock Improvement Association
All Pedigree- and Performance Data is as recorded on LOGIX on 30 July 2026

LOT 46 (F)

FW 240037

LOVU FW240037

Herd Book	SP
Birth date	2024-08-13
Age	2y
Inbreeding	1%

WE 190029 PcPc
MAPASSA WE190029
Wean Mat. 146

Parentage	Sire	Dam
DNA		
Genomic		

FW 140069 PcPc
LOVU FW140069
Age 11y | AFC 23m | ICP 368d
Calves 10 | Weaned 9 | Wean Mat. 92
Avg. WI 99 | CCB - | CCW 43.8
Calvings: 16-08, 17-08, 18-09, 19-09, 20-09, 21-08, 22-10, 23-08, 24-08, 25-09

195D
RED U2 MALBEC 195D
Wean Mat. 125

DUA149A
RED U2 RECKONING 149A

DUA 90A
RED U-2 MABEL 60A
Age 19y | Avg. WI -
Calves - | Weaned -

WE 160007
MAPASSA WE160007
Age 8y | AFC 25m | ICP 387d
Calves 6 | Weaned 5 | Wean Mat. 121
Avg. WI 107 | CCB - | CCW 47.6

WB 110465
MEQUATLING 4 X 4

CP 106458
VEEJAY 10 6458
Age 6y | Avg. WI 106
Calves 3 | Weaned 3

WB 070159
MEQUATLING HOTSTUFF
Wean Mat. 112

WB 050360
MEQUATLING TOBASCO

WB 020291
MEQUATLING HOLLY 02 0291
Age 11y | Avg. WI 102
Calves 9 | Weaned 3

FW 060015
LOVU FW 06 15
Age 12y | AFC 24m | ICP 366d
Calves 11 | Weaned 11 | Wean Mat. 53
Avg. WI 83 | CCB - | CCW 29.9

HR 020984
WOODVIEW CHAMP

FW 980070
LOVU FW98 70
Age 8y | Avg. WI 113
Calves 6 | Weaned 5

J.F. KEYSER
Eston, Kwazulu Natal
0827749901
rosewoodfarmcc@gmail.com
ROSEWOOD FARM C.C.,P.O. BOX 104, ESTON, 3740

COW VALUE	98
97	Calving Ease Value
93	Calf Growth Value
120	Milk Value
106	Maintenance Value
87	Fertility Value
GROWTH VALUE	81
CARCASS VALUE	88
PRODUCTION VALUE	93

LOGIX GENETICS | GENETICA — EBV Analysis 2026-07-17

Calf and Mother				Fertility			
Birth Dir.	Birth Mat.	Wean Dir.	Wean Mat.	Scr. Circ.	Heifer Fert.	Cow Fert.	Longev.
116	70	93	120	85	97	80	95
73%	52%	71%	56%	51%	39%	22%	51%

Post-Wean Growth			Frame			Carcass		
Post Wean	ADG	FCR	Mature Weight	Height	Length	EMA	Fat	Mar
95	82	78	92	79	85	93	105	101
58%	48%	14%	50%	50%	46%	42%	45%	42%

Myostatin	
Q204X	Not Tested
NT821	Not Tested
F94L	Not Tested

Birth Weight	205D Weight	365D Weight	540D Weight	ADG Index	FCR Index	Scrotum	LH
34kg	220kg | 102 (49)	-	389kg | 103 (34)	-	-	- (B2)	-

SELLER REMARKS: In calf to FW 2429 (New decade).

LOT 47 (F)

FW 240038

LOVU FW240038

Herd Book	SP
Birth date	2024-08-13
Age	2y
Inbreeding	0%

WE 190029 PcPc
MAPASSA WE190029
Wean Mat. 146

Parentage	Sire	Dam
DNA		
Genomic		

FW 120009 PcPc
LOVU FW120009
Age 13y | AFC 24m | ICP 363d
Calves 11 | Weaned 11 | Wean Mat. 129
Avg. WI 105 | CCB - | CCW 44.7
Calvings: 14-09, 15-09, 16-11, 17-09, 18-08, 19-08, 20-08, 21-09, 22-08, 23-10, 24-08

195D
RED U2 MALBEC 195D
Wean Mat. 125

DUA149A
RED U2 RECKONING 149A

DUA 90A
RED U-2 MABEL 60A
Age 19y | Avg. WI -
Calves - | Weaned -

WE 160007
MAPASSA WE160007
Age 8y | AFC 25m | ICP 387d
Calves 6 | Weaned 5 | Wean Mat. 121
Avg. WI 107 | CCB - | CCW 47.6

WB 110465
MEQUATLING 4 X 4

CP 106458
VEEJAY 10 6458
Age 6y | Avg. WI 106
Calves 3 | Weaned 3

171T
RED 6 MILE FULL THROTTLE 171T
Wean Mat. 78

HFX540R
RED TER-RON FULLY LOADED 540R

CAN980297
RED SIX MILE WITZEL 360J
Age 24y | Avg. WI -
Calves - | Weaned -

FW 040065
LOVU FW 04 65
Age 14y | AFC 23m | ICP 365d
Calves 13 | Weaned 12 | Wean Mat. 129
Avg. WI 104 | CCB - | CCW 43.3

HR 020984
WOODVIEW CHAMP

FW 000006
LOVU FW00 06
Age 7y | Avg. WI 110
Calves 6 | Weaned 6

J.F. KEYSER
Eston, Kwazulu Natal
0827749901
rosewoodfarmcc@gmail.com
ROSEWOOD FARM C.C.,P.O. BOX 104, ESTON, 3740

COW VALUE	109
100	Calving Ease Value
94	Calf Growth Value
137	Milk Value
101	Maintenance Value
94	Fertility Value
GROWTH VALUE	88
CARCASS VALUE	103
PRODUCTION VALUE	105

LOGIX GENETICS | GENETICA — EBV Analysis 2026-07-17

Calf and Mother				Fertility			
Birth Dir.	Birth Mat.	Wean Dir.	Wean Mat.	Scr. Circ.	Heifer Fert.	Cow Fert.	Longev.
114	84	94	137	91	96	83	106
73%	53%	71%	57%	55%	41%	23%	52%

Post-Wean Growth			Frame			Carcass		
Post Wean	ADG	FCR	Mature Weight	Height	Length	EMA	Fat	Mar
96	89	82	95	84	100	107	110	103
60%	51%	13%	50%	54%	49%	42%	45%	42%

Myostatin	
Q204X	Not Tested
NT821	Not Tested
F94L	Not Tested

Birth Weight	205D Weight	365D Weight	540D Weight	ADG Index	FCR Index	Scrotum	LH
32kg	229kg | 108 (49)	-	389kg | 104 (34)	-	-	- (B2)	-

SELLER REMARKS: In calf to FW 2429 (New decade).

© Compiled by the South African Stud Book and Livestock Improvement Association
All Pedigree- and Performance Data is as recorded on LOGIX on 30 July 2026

LOT 48 (F)

FW 240041

LOVU FW240041



Herd Book	SP
Birth date	2024-08-14
Age	2y
Inbreeding	3%

FW 200004 PcPc
LOVU FW200004
Wean Mat. 99

Parentage	Sire	Dam
DNA		
Genomic		

FW 210010
LOVU FW210010
Age 5y | AFC 24m | ICP 386d
Calves 3 | Weaned 3 | Wean Mat. 110
Avg. WI 110 | CCB - | CCW 50
Calvings: 23-07, 24-08, 25-09

1684
RED RUST NORTH DAKOTA 27B
Wean Mat. 98

FW 110061 PcPc
LOVU FW110061
Age 13y | AFC 23m | ICP 363d
Calves 12 | Weaned 10 | Wean Mat. 102
Avg. WI 100 | CCB - | CCW 43.7

FW 190004
LOVU FW190004
Wean Mat. 110

FW 190014
LOVU FW190014
Age 6y | AFC 24m | ICP 374d
Calves 5 | Weaned 5 | Wean Mat. 94
Avg. WI 95 | CCB - | CCW 39.9

1025
C-T GRAND STATEMENT 1025

M288
RED BKT LARKEISA M288 CK
Age 36y | Avg. WI -
Calves - | Weaned -

RK 060031
NETHERWOOD RK06031

FW 070066
LOVU FW0766
Age 4y | Avg. WI 99
Calves 3 | Weaned 3

4083B
LSF SRR SLEEP EASY 4083B

FW 120047 PcPc
LOVU FW120047
Age 13y | Avg. WI 109
Calves 12 | Weaned 12

FW 170025
LOVU FW170025

FW 170017 PcPc
LOVU FW170017
Age 8y | Avg. WI 95
Calves 6 | Weaned 6

J.F. KEYSER
Eston, Kwazulu Natal
0827749901
rosewoodfarmcc@gmail.com
ROSEWOOD FARM C.C.,P.O. BOX 104, ESTON, 3740

COW VALUE	113
97	Calving Ease Value
106	Calf Growth Value
105	Milk Value
100	Maintenance Value
119	Fertility Value
GROWTH VALUE	105
CARCASS VALUE	103
PRODUCTION VALUE	112

LOGIX GENETICS SOUTH AFRICA — EBV Analysis 2026-07-17

Calf and Mother				Fertility			
Birth Dir.	Birth Mat.	Wean Dir.	Wean Mat.	Scr. Circ.	Heifer Fert.	Cow Fert.	Longev.
99	98	106	105	89	117	102	116
70%	38%	67%	45%	47%	28%	14%	42%

Post-Wean Growth			Frame			Carcass		
Post Wean	ADG	FCR	Mature Weight	Height	Length	EMA	Fat	Mar
105	104	101	99	100	104	112	100	83
52%	42%	6%	42%	46%	40%	38%	43%	38%

Myostatin	
Q204X	Not Tested
NT821	Not Tested
F94L	Not Tested

Birth Weight	205D Weight	365D Weight	540D Weight	ADG Index	FCR Index	Scrotum	LH
34kg	242kg | *114 (49)*	-	404kg | *109 (34)*	-	-	- *(B2)*	-

SELLER REMARKS: In calf to FW 2433 (WFL Merlin).

LOT 49 (F)

FW 240047

LOVU FW240047

Herd Book	SP
Birth date	2024-08-16
Age	1y 12m
Inbreeding	1%

WE 190029 PcPc
MAPASSA WE190029
Wean Mat. 146

Parentage	Sire	Dam
DNA		
Genomic		

FW 140025 PcPc
LOVU FW140025
Age 11y | AFC 25m | ICP 361d
Calves 10 | Weaned 10 | Wean Mat. 101
Avg. WI 100 | CCB - | CCW 42.9
Calvings: 16-10, 17-08, 18-09, 19-08, 20-09, 21-10, 22-08, 23-08, 24-08, 25-09

195D
RED U2 MALBEC 195D
Wean Mat. 125

WE 160007
MAPASSA WE160007
Age 8y | AFC 25m | ICP 387d
Calves 6 | Weaned 5 | Wean Mat. 121
Avg. WI 107 | CCB - | CCW 47.6

KHC 090028
SHANTON KHC090028
Wean Mat. 98

FW 090024
LOVU FW0924
Age 6y | AFC 24m | ICP 368d
Calves 4 | Weaned 4 | Wean Mat. 111
Avg. WI 97 | CCB - | CCW 40.5

DUA149A
RED U2 RECKONING 149A

DUA 90A
RED U-2 MABEL 60A
Age 19y | Avg. WI -
Calves - | Weaned -

WB 110465
MEQUATLING 4 X 4

CP 106458
VEEJAY 10 6458
Age 6y | Avg. WI 106
Calves 3 | Weaned 3

JWB 050015
OLD KILGOBBIN MAJOR 515

KHC 010007
SHANTON 017
Age 16y | Avg. WI 103
Calves 12 | Weaned 11

FM 030031
MILFORD TOY BOY 03-31

FW 030028
LOVU FW 03 28
Age 11y | Avg. WI 107
Calves 10 | Weaned 10

J.F. KEYSER
Eston, Kwazulu Natal
0827749901
rosewoodfarmcc@gmail.com
ROSEWOOD FARM C.C.,P.O. BOX 104, ESTON, 3740

COW VALUE	109
116	Calving Ease Value
92	Calf Growth Value
120	Milk Value
103	Maintenance Value
105	Fertility Value
GROWTH VALUE	76
CARCASS VALUE	93
PRODUCTION VALUE	102

LOGIX GENETICS SOUTH AFRICA — EBV Analysis 2026-07-17

Calf and Mother				Fertility			
Birth Dir.	Birth Mat.	Wean Dir.	Wean Mat.	Scr. Circ.	Heifer Fert.	Cow Fert.	Longev.
125	95	92	120	91	103	105	102
73%	52%	71%	56%	53%	38%	21%	50%

Post-Wean Growth			Frame			Carcass		
Post Wean	ADG	FCR	Mature Weight	Height	Length	EMA	Fat	Mar
89	80	71	95	74	86	101	97	95
58%	50%	10%	50%	52%	48%	39%	43%	40%

Myostatin	
Q204X	Not Tested
NT821	Not Tested
F94L	Not Tested

Birth Weight	205D Weight	365D Weight	540D Weight	ADG Index	FCR Index	Scrotum	LH
29kg	235kg | *113 (49)*	-	349kg | *93 (34)*	-	-	- *(B2)*	-

SELLER REMARKS: In calf to FW 2429 (New decade).

© Compiled by the South African Stud Book and Livestock Improvement Association
All Pedigree- and Performance Data is as recorded on LOGIX on 30 July 2026

LOT 50 (F)

FW 240052

LOVU FW240052

Herd Book	SP
Birth date	2024-08-16
Age	1y 12m
Inbreeding	0%

Parentage	Sire	Dam
DNA		
Genomic		

018A HH
WFL MERLIN 018A
Wean Mat. 97

T179
LJC MERLIN T179
Wean Mat. 109

P27
LJC MISSION STATEMENT P27

N179
BUF CRK REDPRIDE N179
Age 23y | Avg. WI -
Calves - | Weaned -

042Y
WFL COMMITMENT 042Y
Age 27y | AFC - | ICP -
Calves - | Weaned - | Wean Mat. 82
Avg. WI - | CCB - | CCW -

S7206
BROWN COMMITMENT S7206

9024 WFL
WFL JEWELMAKER 9024
Age 41y | Avg. WI -
Calves - | Weaned -

FW 180084 PcPc
LOVU FW180084
Age 7y | AFC 24m | ICP 370d
Calves 6 | Weaned 6 | Wean Mat. 115
Avg. WI 104 | CCB - | CCW 45
Calvings: 20-09, 21-08, 22-10, 23-08, 24-08, 25-10

WB 150441
MEQUATLING DESTINATION
Wean Mat. 96

R240
ANDRAS NEW DIRECTION R240

WB 100034
MEQUATLING RED LIZA 10 034
Age 6y | Avg. WI 99
Calves 5 | Weaned 5

FW 130035
LOVU FW130035
Age 8y | AFC 25m | ICP 360d
Calves 7 | Weaned 5 | Wean Mat. 119
Avg. WI 111 | CCB - | CCW 47.5

WB 070159
MEQUATLING HOTSTUFF

FW 060018
LOVU FW 06 18
Age 12y | Avg. WI 101
Calves 11 | Weaned 10

J.F. KEYSER
Eston, Kwazulu Natal
0827749901
rosewoodfarmcc@gmail.com
ROSEWOOD FARM C.C.,P.O. BOX 104, ESTON, 3740

COW VALUE	109
89	Calving Ease Value
107	Calf Growth Value
111	Milk Value
106	Maintenance Value
97	Fertility Value
GROWTH VALUE	112
CARCASS VALUE	116
PRODUCTION VALUE	110

LOGIX GENETICS | GENETIKA — EBV Analysis 2026-07-17

Calf and Mother				Fertility			
Birth Dir.	Birth Mat.	Wean Dir.	Wean Mat.	Scr. Circ.	Heifer Fert.	Cow Fert.	Longev.
102	81	107	111	101	94	93	104
72%	50%	69%	51%	50%	38%	21%	52%

Post-Wean Growth			Frame			Carcass		
Post Wean	ADG	FCR	Mature Weight	Height	Length	EMA	Fat	Mar
123	108	106	93	116	117	100	120	119
56%	47%	11%	46%	50%	45%	41%	45%	41%

Myostatin	
Q204X	Not Tested
NT821	Not Tested
F94L	Not Tested

Birth Weight	205D Weight	365D Weight	540D Weight	ADG Index	FCR Index	Scrotum	LH
34kg	201kg | *92 (49)*	-	428kg | *115 (34)*	-	-	- *(B2)*	-

SELLER REMARKS: In calf to FW 2482 (WE1929).

LOT 51 (F)

FW 240055

LOVU FW240055

Herd Book	SP
Birth date	2024-08-17
Age	1y 12m
Inbreeding	1%

Parentage	Sire	Dam
DNA		
Genomic		

FW 220031
LOVU FW220031
Wean Mat. 93

DUA 17G PcPc
RED U2 TOWNSHIP 17G
Wean Mat. 58

137E
RED MRLA RESOURCE 137E

DUA 113Z
RED U-2 BEAUTY 113Z
Age 26y | Avg. WI -
Calves - | Weaned -

FW 110010 PcPc
LOVU FW110010
Age 12y | AFC 24m | ICP 363d
Calves 11 | Weaned 11 | Wean Mat. 131
Avg. WI 105 | CCB - | CCW 49.8

WB 080197
MEQUATLING STRETCH

FW 090019
LOVU FW0919
Age 6y | Avg. WI 110
Calves 4 | Weaned 4

FW 220078
LOVU FW220078
Age 3y | AFC 23m | ICP 381d
Calves 2 | Weaned 2 | Wean Mat. 127
Avg. WI 111 | CCB - | CCW 51.2
Calvings: 24-08, 25-09

WE 190029 PcPc
MAPASSA WE190029
Wean Mat. 146

195D
RED U2 MALBEC 195D

WE 160007
MAPASSA WE160007
Age 8y | Avg. WI 107
Calves 6 | Weaned 5

FW 190043
LOVU FW190043
Age 6y | AFC 23m | ICP 374d
Calves 5 | Weaned 5 | Wean Mat. 103
Avg. WI 93 | CCB - | CCW 36.1

WB 150441
MEQUATLING DESTINATION

FW 140053 PcPc
LOVU FW140053
Age 11y | Avg. WI 113
Calves 8 | Weaned 8

J.F. KEYSER
Eston, Kwazulu Natal
0827749901
rosewoodfarmcc@gmail.com
ROSEWOOD FARM C.C.,P.O. BOX 104, ESTON, 3740

COW VALUE	106
89	Calving Ease Value
101	Calf Growth Value
112	Milk Value
103	Maintenance Value
109	Fertility Value
GROWTH VALUE	102
CARCASS VALUE	111
PRODUCTION VALUE	105

LOGIX GENETICS | GENETIKA — EBV Analysis 2026-07-17

Calf and Mother				Fertility			
Birth Dir.	Birth Mat.	Wean Dir.	Wean Mat.	Scr. Circ.	Heifer Fert.	Cow Fert.	Longev.
98	86	101	112	105	104	105	108
68%	42%	65%	46%	44%	32%	16%	42%

Post-Wean Growth			Frame			Carcass		
Post Wean	ADG	FCR	Mature Weight	Height	Length	EMA	Fat	Mar
105	101	96	95	90	97	105	125	92
53%	41%	9%	44%	43%	39%	36%	41%	37%

Myostatin	
Q204X	Not Tested
NT821	Not Tested
F94L	Not Tested

Birth Weight	205D Weight	365D Weight	540D Weight	ADG Index	FCR Index	Scrotum	LH
33kg	225kg | *106 (49)*	-	382kg | *103 (34)*	-	-	- *(B2)*	-

SELLER REMARKS: In calf to FW 2482 (WE1929).

© Compiled by the South African Stud Book and Livestock Improvement Association
All Pedigree- and Performance Data is as recorded on LOGIX on 30 July 2026

LOT 52 (F)

FW 240077

LOVU FW240077

Herd Book	SP
Birth date	2024-08-26
Age	1y 12m
Inbreeding	5%

FW 200004 PcPc
LOVU FW200004
Wean Mat. 99

Parentage	Sire	Dam
DNA		
Genomic		

FW 210064
LOVU FW210064
Age 4y | AFC 24m | ICP 375d
Calves 3 | Weaned 3 | Wean Mat. 115
Avg. WI 96 | CCB - | CCW 36
Calvings: 23-09, 24-08, 25-10

1684
RED RUST NORTH DAKOTA 27B
Wean Mat. 98

1025
C-T GRAND STATEMENT 1025

M288
RED BKT LARKEISA M288 CK
Age 36y | Avg. WI -
Calves - | Weaned -

FW 110061 PcPc
LOVU FW110061
Age 13y | AFC 23m | ICP 363d
Calves 12 | Weaned 10 | Wean Mat. 102
Avg. WI 100 | CCB - | CCW 43.7

RK 060031
NETHERWOOD RK06031

FW 070066
LOVU FW0766
Age 4y | Avg. WI 99
Calves 3 | Weaned 3

RK 170060
NETHERWOOD RED
Wean Mat. 102

Y1334
BROWN JYJ REDEMPTION Y1334

FW 110022
LOVU FW110022
Age 10y | Avg. WI 101
Calves 8 | Weaned 4

FW 120059 PcPc
LOVU FW120059
Age 11y | AFC 24m | ICP 364d
Calves 10 | Weaned 10 | Wean Mat. 142
Avg. WI 108 | CCB - | CCW 50

RK 060031
NETHERWOOD RK06031

FW 030028
LOVU FW 03 28
Age 11y | Avg. WI 107
Calves 10 | Weaned 10

J.F. KEYSER
Eston, Kwazulu Natal
0827749901
rosewoodfarmcc@gmail.com
ROSEWOOD FARM C.C.,P.O. BOX 104, ESTON, 3740

COW VALUE	87
112	Calving Ease Value
77	Calf Growth Value
107	Milk Value
110	Maintenance Value
102	Fertility Value
GROWTH VALUE	93
CARCASS VALUE	97
PRODUCTION VALUE	86

LOGIX GENETICS GENETICS EBV Analysis 2026-07-17

Calf and Mother				Fertility			
Birth Dir.	Birth Mat.	Wean Dir.	Wean Mat.	Scr. Circ.	Heifer Fert.	Cow Fert.	Longev.
119	95	77	107	91	87	95	116
70%	41%	67%	46%	47%	31%	17%	44%

Post-Wean Growth			Frame			Carcass		
Post Wean	ADG	FCR	Mature Weight	Height	Length	EMA	Fat	Mar
80	96	91	89	83	90	105	105	88
53%	43%	9%	42%	46%	41%	37%	42%	38%

Myostatin	
Q204X	Not Tested
NT821	Not Tested
F94L	Not Tested

Birth Weight	205D Weight	365D Weight	540D Weight	ADG Index	FCR Index	Scrotum	LH
26kg	199kg | 95 (49)	-	340kg | 93 (34)	-	-	- (B2)	-

SELLER REMARKS: In calf to FW 2433 (WFL Merlin).

LOT 53 (F)

FW 240079

LOVU FW240079



Herd Book	SP
Birth date	2024-08-26
Age	1y 12m
Inbreeding	1%

AV 190115 PcPc
BIRD ISLAND REDS AV190115
Wean Mat. 108

Parentage	Sire	Dam
DNA		
Genomic		

FW 200018
LOVU FW200018
Age 5y | AFC 23m | ICP 372d
Calves 4 | Weaned 4 | Wean Mat. 130
Avg. WI 110 | CCB - | CCW 46.9
Calvings: 22-08, 23-08, 24-08, 25-08

195D
RED U2 MALBEC 195D
Wean Mat. 125

DUA149A
RED U2 RECKONING 149A

DUA 90A
RED U-2 MABEL 60A
Age 19y | Avg. WI -
Calves - | Weaned -

AV 140051
BIRD ISLAND REDS AV140051
Age 9y | AFC 24m | ICP 367d
Calves 8 | Weaned 8 | Wean Mat. 89
Avg. WI 97 | CCB 6.68 | CCW 49.8

WB 110465
MEQUATLING 4 X 4

DE 020019
DE-PANNE MYRTEL 4DE
Age 13y | Avg. WI 98
Calves 11 | Weaned 10

1684
RED RUST NORTH DAKOTA 27B
Wean Mat. 98

1025
C-T GRAND STATEMENT 1025

M288
RED BKT LARKEISA M288 CK
Age 36y | Avg. WI -
Calves - | Weaned -

FW 120047 PcPc
LOVU FW120047
Age 13y | AFC 23m | ICP 366d
Calves 12 | Weaned 12 | Wean Mat. 144
Avg. WI 109 | CCB - | CCW 50.1

KHC 090028
SHANTON KHC090028

FW 090019
LOVU FW0919
Age 6y | Avg. WI 110
Calves 4 | Weaned 4

J.F. KEYSER
Eston, Kwazulu Natal
0827749901
rosewoodfarmcc@gmail.com
ROSEWOOD FARM C.C.,P.O. BOX 104, ESTON, 3740

COW VALUE	103
111	Calving Ease Value
87	Calf Growth Value
117	Milk Value
116	Maintenance Value
101	Fertility Value
GROWTH VALUE	92
CARCASS VALUE	97
PRODUCTION VALUE	100

LOGIX GENETICS GENETICS EBV Analysis 2026-07-17

Calf and Mother				Fertility			
Birth Dir.	Birth Mat.	Wean Dir.	Wean Mat.	Scr. Circ.	Heifer Fert.	Cow Fert.	Longev.
118	95	87	117	103	103	89	106
72%	48%	69%	53%	51%	37%	18%	47%

Post-Wean Growth			Frame			Carcass		
Post Wean	ADG	FCR	Mature Weight	Height	Length	EMA	Fat	Mar
91	96	94	82	86	93	102	115	91
58%	47%	9%	49%	50%	45%	43%	47%	44%

Myostatin	
Q204X	Not Tested
NT821	Not Tested
F94L	Not Tested

Birth Weight	205D Weight	365D Weight	540D Weight	ADG Index	FCR Index	Scrotum	LH
28kg	225kg | 108 (49)	-	378kg | 103 (34)	-	-	- (B2)	-

SELLER REMARKS: In calf to FW 2433 (WFL Merlin).

© Compiled by the South African Stud Book and Livestock Improvement Association
All Pedigree- and Performance Data is as recorded on LOGIX on 30 July 2026

LOT 54 (F)

FW 240098

LOVU FW240098

Herd Book	SP
Birth date	2024-09-11
Age	1y 11m
Inbreeding	0%

AV 170020
BIRD ISLAND REDS AV170020
Wean Mat. 94

Parentage	Sire	Dam
DNA		
Genomic		

FW 180078 PcPc
LOVU FW180078
Age 7y | AFC 24m | ICP 366d
Calves 6 | Weaned 5 | Wean Mat. 138
Avg. WI 115 | CCB - | CCW 50.5
Calvings: 20-09, 21-09, 22-08, 23-08, 24-09, 25-09

R240
ANDRAS NEW DIRECTION R240
Wean Mat. 116

B152
ANDRAS IN FOCUS B152

B111
ANDRAS KURUBA B111
Age 22y | Avg. WI -
Calves - | Weaned -

AV 140019
BIRD ISLAND REDS AV140019
Age 11y | AFC 24m | ICP 361d
Calves 10 | Weaned 9 | Wean Mat. 101
Avg. WI 104 | CCB 5.38 | CCW 44

SIXM832S
RED SIX MILE SAKIC 832S

DW 050475
BUNGAREE 05 475 BELVEDERE
Age 13y | Avg. WI 96
Calves 10 | Weaned 8

FW 160017
LOVU FW160017
Wean Mat. 112

016
LARSON SUN KING 016

FW 120019
LOVU FW120019
Age 4y | Avg. WI 96
Calves 3 | Weaned 2

FW 160033
LOVU FW160033
Age 2y | AFC 24m | ICP -
Calves 1 | Weaned 1 | Wean Mat. 115
Avg. WI 93 | CCB - | CCW 40

KHC 100028
SHANTON KHC100028

FW 110010 PcPc
LOVU FW110010
Age 12y | Avg. WI 105
Calves 11 | Weaned 11

J.F. KEYSER
Eston, Kwazulu Natal
0827749901
rosewoodfarmcc@gmail.com
ROSEWOOD FARM C.C.,P.O. BOX 104, ESTON, 3740

COW VALUE	121
98	Calving Ease Value
114	Calf Growth Value
116	Milk Value
99	Maintenance Value
102	Fertility Value
GROWTH VALUE	112
CARCASS VALUE	115
PRODUCTION VALUE	121

LOGIX EBV Analysis 2026-07-17

Calf and Mother				Fertility			
Birth Dir.	Birth Mat.	Wean Dir.	Wean Mat.	Scr. Circ.	Heifer Fert.	Cow Fert.	Longev.
88	114	114	116	119	91	100	109
72%	50%	69%	54%	52%	40%	24%	52%

Post-Wean Growth			Frame			Carcass		
Post Wean	ADG	FCR	Mature Weight	Height	Length	EMA	Fat	Mar
110	113	111	99	109	115	123	107	102
59%	49%	17%	49%	51%	48%	42%	45%	42%

Myostatin	
Q204X	Not Tested
NT821	Not Tested
F94L	Not Tested

Birth Weight	205D Weight	365D Weight	540D Weight	ADG Index	FCR Index	Scrotum	LH
35kg	239kg | *112 (49)*	-	369kg | *97 (34)*	-	-	- *(B2)*	-

SELLER REMARKS: In calf to FW 2482 (WE1929).

LOT 55 (F)

FW 240069

LOVU FW240069

Herd Book	SP
Birth date	2024-08-21
Age	1y 12m
Inbreeding	1%

WE 190029 PcPc
MAPASSA WE190029
Wean Mat. 146

Parentage	Sire	Dam
DNA		
Genomic		

FW 160063 PcPc
LOVU FW160063
Age 9y | AFC 23m | ICP 361d
Calves 8 | Weaned 8 | Wean Mat. 90
Avg. WI 96 | CCB - | CCW 41.7
Calvings: 18-10, 19-09, 20-09, 21-09, 22-09, 23-08, 24-08, 25-09

195D
RED U2 MALBEC 195D
Wean Mat. 125

DUA149A
RED U2 RECKONING 149A

DUA 90A
RED U-2 MABEL 60A
Age 19y | Avg. WI -
Calves - | Weaned -

WE 160007
MAPASSA WE160007
Age 8y | AFC 25m | ICP 387d
Calves 6 | Weaned 5 | Wean Mat. 121
Avg. WI 107 | CCB - | CCW 47.6

WB 110465
MEQUATLING 4 X 4

CP 106458
VEEJAY 10 6458
Age 6y | Avg. WI 106
Calves 3 | Weaned 3

KHC 100028
SHANTON KHC100028
Wean Mat. 91

301570-1151
1151 KEBAB AV DAVIDSTORP

JWB 020025
OLD KILGOBBIN 849 LOGAN SPRING
Age 9y | Avg. WI 103
Calves 6 | Weaned 5

FW 100062
LOVU FW10-62
Age 9y | AFC 24m | ICP 369d
Calves 8 | Weaned 8 | Wean Mat. 114
Avg. WI 110 | CCB - | CCW 47.2

WB 070159
MEQUATLING HOTSTUFF

FW 080050 PcPc
LOVU FW0850
Age 12y | Avg. WI 93
Calves 11 | Weaned 11

J.F. KEYSER
Eston, Kwazulu Natal
0827749901
rosewoodfarmcc@gmail.com
ROSEWOOD FARM C.C.,P.O. BOX 104, ESTON, 3740

COW VALUE	95
104	Calving Ease Value
90	Calf Growth Value
116	Milk Value
112	Maintenance Value
79	Fertility Value
GROWTH VALUE	82
CARCASS VALUE	93
PRODUCTION VALUE	90

LOGIX EBV Analysis 2026-07-17

Calf and Mother				Fertility			
Birth Dir.	Birth Mat.	Wean Dir.	Wean Mat.	Scr. Circ.	Heifer Fert.	Cow Fert.	Longev.
114	89	90	116	93	82	72	98
73%	51%	71%	56%	51%	39%	22%	51%

Post-Wean Growth			Frame			Carcass		
Post Wean	ADG	FCR	Mature Weight	Height	Length	EMA	Fat	Mar
90	85	82	87	88	89	97	100	105
60%	48%	10%	51%	50%	47%	42%	45%	42%

Myostatin	
Q204X	Not Tested
NT821	Not Tested
F94L	Not Tested

Birth Weight	205D Weight	365D Weight	540D Weight	ADG Index	FCR Index	Scrotum	LH
29kg	214kg | *102 (49)*	-	366kg | *98 (34)*	-	-	- *(B2)*	-

SELLER REMARKS: Open.

© Compiled by the South African Stud Book and Livestock Improvement Association
All Pedigree- and Performance Data is as recorded on LOGIX on 30 July 2026

LOT 56A (F)

RK 240037

NETHERWOOD RK 240037

Herd Book	SP
Birth date	2024-07-15
Age	2y 1m
Inbreeding	1%

RK 210104
NETHERWOOD POMPIDOU
Wean Mat. 100

Parentage	Sire	Dam
DNA		
Genomic		

BR 160045
BENDRI BR 160045
Age 9y | AFC 33m | ICP 357d
Calves 7 | Weaned 5 | Wean Mat. 130
Avg. WI 111 | CCB 5.56 | CCW 44.2
Calvings: 19-08, 20-07, 21-07, 22-08, 23-08, 24-07, 25-07

RK 180031
NETHERWOOD PRESIDENT
Wean Mat. 118

JMS 160051
VANSIA JMS 16 51
Age 10y | AFC 35m | ICP 371d
Calves 7 | Weaned 7 | Wean Mat. 91
Avg. WI 97 | CCB 4.87 | CCW 37.1

JK 110018
WENSPAN JK110018
Wean Mat. 104

PHT 090905
FACETSPERA VALLERIE MAJOR 905
Age 10y | AFC 34m | ICP 380d
Calves 7 | Weaned 7 | Wean Mat. 117
Avg. WI 104 | CCB 6.06 | CCW 42.4

RK 150094
NETHERWOOD FRANKLIN

RK 150064
NETHERWOOD JEFA
Age 11y | Avg. WI 109
Calves 8 | Weaned 6

JMS 120721
VANSIA BENTLEY

JMS 110652
VANSIA JMS 11 652
Age 8y | Avg. WI 102
Calves 6 | Weaned 5

26P
RED FINE LINE MULBERRY 26P

JK 050004
WENSPAN JK0504
Age 9y | Avg. WI 101
Calves 7 | Weaned 7

A502MKRN
LCC MAJOR LEAGUE A502M

HR 000558
WOODVIEW RED VALLERIE 558
Age 16y | Avg. WI 99
Calves 13 | Weaned 9

R. KLEINLOOG
Nottingham Road, Kwazulu Natal
0723552770
Rob.KIeinloog@gmail.com

P.O. BOX 290,-,NOTTINGHAM ROAD, 3280

COW VALUE	117
103	Calving Ease Value
115	Calf Growth Value
113	Milk Value
85	Maintenance Value
97	Fertility Value
GROWTH VALUE	110
CARCASS VALUE	111
PRODUCTION VALUE	117

LOGIX GENETICS | GENETICA
EBV Analysis 2026-07-17

Calf and Mother				Fertility			
Birth Dir.	Birth Mat.	Wean Dir.	Wean Mat.	Scr. Circ.	Heifer Fert.	Cow Fert.	Longev.
100	105	115	113	102	78	109	104
71%	43%	68%	47%	32%	29%	21%	44%

Post-Wean Growth			Frame			Carcass		
Post Wean	ADG	FCR	Mature Weight	Height	Length	EMA	Fat	Mar
119	107	103	115	114	117	103	102	102
38%	29%	18%	43%	31%	28%	26%	29%	26%

Birth Weight	205D Weight	365D Weight	540D Weight	ADG Index	FCR Index	Scrotum	LH
32kg	226kg | 115 (20)	-	-	-	-	-	-

Myostatin	
Q204X	Not Tested
NT821	Not Tested
F94L	Not Tested

SELLER REMARKS:

LOT 56B (F)

RK 240049

NETHERWOOD RK 240049

Herd Book	SP
Birth date	2024-08-06
Age	2y
Inbreeding	3%

RK 210104
NETHERWOOD POMPIDOU
Wean Mat. 100

Parentage	Sire	Dam
DNA		
Genomic		

RK 180083
NETHERWOOD RK180083
Age 7y | AFC 34m | ICP 374d
Calves 5 | Weaned 5 | Wean Mat. 96
Avg. WI 98 | CCB - | CCW 47.4
Calvings: 21-06, 22-06, 23-07, 24-08, 25-07

RK 180031
NETHERWOOD PRESIDENT
Wean Mat. 118

JMS 160051
VANSIA JMS 16 51
Age 10y | AFC 35m | ICP 371d
Calves 7 | Weaned 7 | Wean Mat. 91
Avg. WI 97 | CCB 4.87 | CCW 37.1

RK 150103
NETHERWOOD MOMENTUM
Wean Mat. 109

RK 110015
NETHERWOOD RK110015
Age 9y | AFC 37m | ICP 431d
Calves 6 | Weaned 5 | Wean Mat. 101
Avg. WI 106 | CCB 4.04 | CCW 34.9

RK 150094
NETHERWOOD FRANKLIN

RK 150064
NETHERWOOD JEFA
Age 11y | Avg. WI 109
Calves 8 | Weaned 6

JMS 120721
VANSIA BENTLEY

JMS 110652
VANSIA JMS 11 652
Age 8y | Avg. WI 102
Calves 6 | Weaned 5

SOO51T
RED SOO LINE MOMENTUM 7051

FW 100071
LOVU FW10-71
Age 5y | Avg. WI 116
Calves 3 | Weaned 1

WB 050337
MEQUATLING BUTCH CASSIDY

RK 080011
NETHERWOOD RK080011
Age 7y | Avg. WI 94
Calves 5 | Weaned 3

R. KLEINLOOG
Nottingham Road, Kwazulu Natal
0723552770
Rob.KIeinloog@gmail.com

P.O. BOX 290,-,NOTTINGHAM ROAD, 3280

COW VALUE	99
98	Calving Ease Value
99	Calf Growth Value
99	Milk Value
95	Maintenance Value
108	Fertility Value
GROWTH VALUE	100
CARCASS VALUE	102
PRODUCTION VALUE	98

LOGIX GENETICS | GENETICA
EBV Analysis 2026-07-17

Calf and Mother				Fertility			
Birth Dir.	Birth Mat.	Wean Dir.	Wean Mat.	Scr. Circ.	Heifer Fert.	Cow Fert.	Longev.
96	102	99	99	95	93	110	110
70%	43%	66%	48%	33%	26%	18%	42%

Post-Wean Growth			Frame			Carcass		
Post Wean	ADG	FCR	Mature Weight	Height	Length	EMA	Fat	Mar
100	101	99	105	110	105	90	100	109
37%	30%	16%	42%	32%	29%	25%	28%	25%

Birth Weight	205D Weight	365D Weight	540D Weight	ADG Index	FCR Index	Scrotum	LH
32kg	197kg | 98 (20)	-	-	-	-	-	-

Myostatin	
Q204X	Not Tested
NT821	Not Tested
F94L	Not Tested

SELLER REMARKS:

© Compiled by the South African Stud Book and Livestock Improvement Association
All Pedigree- and Performance Data is as recorded on LOGIX on 30 July 2026

LOT 57A (F)

RK 240002

NETHERWOOD RK 240002

Herd Book	SP
Birth date	2024-06-19
Age	2y 2m
Inbreeding	0%

WB 140069
MEQUATLING DIXIE
Wean Mat. 116

Parentage	Sire	Dam
DNA		
Genomic		

5T
HF TIGER 5T
Wean Mat. 109

5R
HF KODIAK 5R

84R
HF ECHO 84R
Age 26y | Avg. WI -
Calves - | Weaned -

WB 120039
MEQUATLING WORKING GIRL 12 039
Age 12y | AFC 24m | ICP 419d
Calves 8 | Weaned 6 | Wean Mat. 111
Avg. WI 100 | CCB - | CCW 36.8

5682
S A V BISMARCK 5682

WB 100135
MEQUATLING WB100135
Age 3y | Avg. WI 102
Calves 2 | Weaned 2

RK 220051
NETHERWOOD 22 0051
Age 4y | AFC 23m | ICP 381d
Calves 2 | Weaned 2 | Wean Mat. 100
Avg. WI 104 | CCB - | CCW -
Calvings: 24-06, 25-07

JMS 040183
VANSIA JMS 04 183
Wean Mat. 70

SP 010001
MARSHMOOR LONESTAR 011

JMS 001016
VANSIA JMS 00 1016
Age 13y | Avg. WI 108
Calves 9 | Weaned 6

RK 160049
NETHERWOOD RK160049
Age 9y | AFC 35m | ICP 379d
Calves 5 | Weaned 4 | Wean Mat. 124
Avg. WI 103 | CCB 5.87 | CCW 55.9

W384
BIEBER ROOSEVELT W384

WB 060010
MEQUATLING RED ROSE 06 0010
Age 11y | Avg. WI 102
Calves 9 | Weaned 5

R. KLEINLOOG
Nottingham Road, Kwazulu Natal
0723552770
Rob.KIeinloog@gmail.com

P.O. BOX 290,-,NOTTINGHAM ROAD, 3280

COW VALUE	108
77	Calving Ease Value
116	Calf Growth Value
107	Milk Value
85	Maintenance Value
98	Fertility Value
GROWTH VALUE	118
CARCASS VALUE	122
PRODUCTION VALUE	110

LOGIX GENETICS | GENETIKA — EBV Analysis 2026-07-17

Calf and Mother				Fertility			
Birth Dir.	Birth Mat.	Wean Dir.	Wean Mat.	Scr. Circ.	Heifer Fert.	Cow Fert.	Longev.
89	79	116	107	85	90	97	105
71%	50%	67%	52%	49%	39%	24%	52%

Post-Wean Growth			Frame			Carcass		
Post Wean	ADG	FCR	Mature Weight	Height	Length	EMA	Fat	Mar
122	112	109	114	114	121	89	112	97
42%	46%	19%	47%	49%	45%	44%	48%	45%

Myostatin	
Q204X	Not Tested
NT821	Not Tested
F94L	Not Tested

Birth Weight	205D Weight	365D Weight	540D Weight	ADG Index	FCR Index	Scrotum	LH
30kg	218kg | *103 (4)*	-	-	-	-	-	-

SELLER REMARKS:

LOT 57B (F)

RK 240015

NETHERWOOD RK 240015

Herd Book	SP
Birth date	2024-07-02
Age	2y 1m
Inbreeding	0%

WB 140069
MEQUATLING DIXIE
Wean Mat. 116

Parentage	Sire	Dam
DNA		
Genomic		

5T
HF TIGER 5T
Wean Mat. 109

5R
HF KODIAK 5R

84R
HF ECHO 84R
Age 26y | Avg. WI -
Calves - | Weaned -

WB 120039
MEQUATLING WORKING GIRL 12 039
Age 12y | AFC 24m | ICP 419d
Calves 8 | Weaned 6 | Wean Mat. 111
Avg. WI 100 | CCB - | CCW 36.8

5682
S A V BISMARCK 5682

WB 100135
MEQUATLING WB100135
Age 3y | Avg. WI 102
Calves 2 | Weaned 2

BR 160051
BENDRI BR160051
Age 8y | AFC 33m | ICP 352d
Calves 6 | Weaned 4 | Wean Mat. 92
Avg. WI 98 | CCB 5.12 | CCW 36.4
Calvings: 19-09, 20-09, 21-09, 22-07, 23-07, 24-07

RCM 080087
ROECHAMA ROCKET
Wean Mat. 102

JMS 030110
VANSIA JMS 03 110

RCM 030018
ROECHAMA LIZZY
Age 13y | Avg. WI 102
Calves 9 | Weaned 8

PHT 070702
FACETSPERA GLACIER
Age 11y | AFC 28m | ICP 358d
Calves 9 | Weaned 7 | Wean Mat. 84
Avg. WI 97 | CCB 7.06 | CCW 36.6

CPH744
GLACIER CHATEAU 744

HR 010867
WOODVIEW HEAVY EMULOUS 867
Age 15y | Avg. WI 102
Calves 12 | Weaned 9

R. KLEINLOOG
Nottingham Road, Kwazulu Natal
0723552770
Rob.KIeinloog@gmail.com

P.O. BOX 290,-,NOTTINGHAM ROAD, 3280

COW VALUE	91
81	Calving Ease Value
102	Calf Growth Value
104	Milk Value
85	Maintenance Value
91	Fertility Value
GROWTH VALUE	113
CARCASS VALUE	113
PRODUCTION VALUE	93

LOGIX GENETICS | GENETIKA — EBV Analysis 2026-07-17

Calf and Mother				Fertility			
Birth Dir.	Birth Mat.	Wean Dir.	Wean Mat.	Scr. Circ.	Heifer Fert.	Cow Fert.	Longev.
96	69	102	104	77	103	91	91
73%	52%	70%	51%	45%	35%	23%	53%

Post-Wean Growth			Frame			Carcass		
Post Wean	ADG	FCR	Mature Weight	Height	Length	EMA	Fat	Mar
111	106	104	115	103	106	89	109	92
40%	42%	14%	44%	45%	41%	40%	43%	40%

Myostatin	
Q204X	Not Tested
NT821	Not Tested
F94L	Not Tested

Birth Weight	205D Weight	365D Weight	540D Weight	ADG Index	FCR Index	Scrotum	LH
33kg	193kg | *95 (20)*	-	-	-	-	-	-

SELLER REMARKS:

© Compiled by the South African Stud Book and Livestock Improvement Association
All Pedigree- and Performance Data is as recorded on LOGIX on 30 July 2026

LOT 58A (F)

RK 240044

NETHERWOOD RK 240044

Herd Book	SP
Birth date	2024-07-29
Age	2y
Inbreeding	1%
DNA	U261408U001

RK 210102
NETHERWOOD HACKAFAZ
Wean Mat. 109

Parentage	Sire	Dam
DNA	✔	
Genomic		

RK 200014
NETHERWOOD RK200014
Age 6y | AFC 36m | ICP 384d
Calves 3 | Weaned 3 | Wean Mat. 110
Avg. WI 97 | CCB - | CCW 48.3
Calvings: 23-06, 24-07, 25-07

RK 180037
NETHERWOOD HACKER
Wean Mat. 110

RK 170037
NETHERWOOD RK170037
Age 9y | AFC 35m | ICP 383d
Calves 6 | Weaned 4 | Wean Mat. 108
Avg. WI 104 | CCB 6.05 | CCW 44.7

0512C
RED DAMAR TRUMP C512
Wean Mat. 105

RK 150100
NETHERWOOD RK150100
Age 10y | AFC 34m | ICP 372d
Calves 8 | Weaned 6 | Wean Mat. 110
Avg. WI 101 | CCB 5.62 | CCW 46.1

11X
RED LAZY MC HONKY TONK 11X

RCM 110110
ROECHAMA RCM110110
Age 8y | Avg. WI 100
Calves 6 | Weaned 4

WAF351U
RED WAF CACHAFAZ 351U

RK 090043
NETHERWOOD RK090043
Age 11y | Avg. WI 108
Calves 8 | Weaned 6

SOO 161X
RED SOO LINE POWER EYE 161X

W168
RED DAMAR OH BABY W168
Age 20y | Avg. WI -
Calves - | Weaned -

RK 120087
NETHERWOOD POTSHOT

RR 080268 PP
RIVERRANCH RR 080268
Age 10y | Avg. WI 104
Calves 8 | Weaned 5

R. KLEINLOOG
Nottingham Road, Kwazulu Natal
0723552770
Rob.Kleinloog@gmail.com

P.O. BOX 290,-,NOTTINGHAM ROAD, 3280

COW VALUE	106
102	Calving Ease Value
101	Calf Growth Value
104	Milk Value
96	Maintenance Value
111	Fertility Value
GROWTH VALUE	108
CARCASS VALUE	112
PRODUCTION VALUE	106

LOGIX GENETICS | GENETIKA — EBV Analysis 2026-07-17

Calf and Mother				Fertility			
Birth Dir.	Birth Mat.	Wean Dir.	Wean Mat.	Scr. Circ.	Heifer Fert.	Cow Fert.	Longev.
102	102	101	104	87	89	109	118
69%	41%	65%	44%	34%	29%	16%	41%

Post-Wean Growth			Frame			Carcass		
Post Wean	ADG	FCR	Mature Weight	Height	Length	EMA	Fat	Mar
101	100	101	103	117	112	90	100	103
39%	31%	19%	41%	33%	29%	26%	29%	26%

Birth Weight	205D Weight	365D Weight	540D Weight	ADG Index	FCR Index	Scrotum	LH
30kg	210kg | *107 (20)*	-	-	-	-	-	-

Myostatin	
Q204X	Not Tested
NT821	Not Tested
F94L	Not Tested

SELLER REMARKS:

LOT 58B (F)

RK 240062

NETHERWOOD 24 062

Herd Book	SP
Birth date	2024-09-28
Age	1y 11m
Inbreeding	0%
DNA	U261408U002

RK 210102
NETHERWOOD HACKAFAZ
Wean Mat. 109

Parentage	Sire	Dam
DNA	✔	
Genomic		

RK 190032
NETHERWOOD RK190032
Age 6y | AFC 63m | ICP 376d
Calves 2 | Weaned 1 | Wean Mat. 101
Avg. WI 100 | CCB - | CCW -
Calvings: 24-09, 25-10

RK 180037
NETHERWOOD HACKER
Wean Mat. 110

RK 170037
NETHERWOOD RK170037
Age 9y | AFC 35m | ICP 383d
Calves 6 | Weaned 4 | Wean Mat. 108
Avg. WI 104 | CCB 6.05 | CCW 44.7

195D
RED U2 MALBEC 195D
Wean Mat. 125

CP 137439
VEEJAY 13 7439
Age 9y | AFC 38m | ICP 416d
Calves 6 | Weaned 4 | Wean Mat. 83
Avg. WI 95 | CCB 4.59 | CCW 42.4

11X
RED LAZY MC HONKY TONK 11X

RCM 110110
ROECHAMA RCM110110
Age 8y | Avg. WI 100
Calves 6 | Weaned 4

WAF351U
RED WAF CACHAFAZ 351U

RK 090043
NETHERWOOD RK090043
Age 11y | Avg. WI 108
Calves 8 | Weaned 6

DUA149A
RED U2 RECKONING 149A

DUA 90A
RED U-2 MABEL 60A
Age 19y | Avg. WI -
Calves - | Weaned -

CP 106351
VEEJAY FULL THROTTLE 6351

CP 096110
VEEJAY 09 6110
Age 8y | Avg. WI 105
Calves 6 | Weaned 5

R. KLEINLOOG
Nottingham Road, Kwazulu Natal
0723552770
Rob.Kleinloog@gmail.com

P.O. BOX 290,-,NOTTINGHAM ROAD, 3280

COW VALUE	99
108	Calving Ease Value
98	Calf Growth Value
101	Milk Value
97	Maintenance Value
97	Fertility Value
GROWTH VALUE	99
CARCASS VALUE	105
PRODUCTION VALUE	98

LOGIX GENETICS | GENETIKA — EBV Analysis 2026-07-17

Calf and Mother				Fertility			
Birth Dir.	Birth Mat.	Wean Dir.	Wean Mat.	Scr. Circ.	Heifer Fert.	Cow Fert.	Longev.
107	105	98	101	104	83	91	113
69%	41%	54%	40%	33%	32%	17%	41%

Post-Wean Growth			Frame			Carcass		
Post Wean	ADG	FCR	Mature Weight	Height	Length	EMA	Fat	Mar
99	97	93	102	94	99	99	103	94
40%	31%	10%	37%	33%	30%	28%	31%	28%

Birth Weight	205D Weight	365D Weight	540D Weight	ADG Index	FCR Index	Scrotum	LH
31kg	267kg | *100 (1)*	-	-	-	-	-	-

Myostatin	
Q204X	Not Tested
NT821	Not Tested
F94L	Not Tested

SELLER REMARKS:

© Compiled by the South African Stud Book and Livestock Improvement Association
All Pedigree- and Performance Data is as recorded on LOGIX on 30 July 2026

LOT 59A (F)

RK 240021

NETHERWOOD RK 240021

Herd Book	SP
Birth date	2024-07-05
Age	2y 1m
Inbreeding	0%

WB 140069
MEQUATLING DIXIE
Wean Mat. 116

Parentage	Sire	Dam
DNA		
Genomic		

RK 170055
NETHERWOOD RK170055
Age 9y | AFC 35m | ICP 367d
Calves 6 | Weaned 5 | Wean Mat. 117
Avg. WI 106 | CCB 5.55 | CCW 60
Calvings: 20-06, 21-07, 22-08, 23-07, 24-07, 25-07

5T
HF TIGER 5T
Wean Mat. 109

5R
HF KODIAK 5R

84R
HF ECHO 84R
Age 26y | Avg. WI -
Calves - | Weaned -

WB 120039
MEQUATLING WORKING GIRL 12 039
Age 12y | AFC 24m | ICP 419d
Calves 8 | Weaned 6 | Wean Mat. 111
Avg. WI 100 | CCB - | CCW 36.8

5682
S A V BISMARCK 5682

WB 100135
MEQUATLING WB100135
Age 3y | Avg. WI 102
Calves 2 | Weaned 2

130Y
RED TOWAW ORAZI CALIDAD 130Y
Wean Mat. 93

565L
RED PASTORIZA 565 BRIGADIER

4795
RED PIRAY 479 RED DION GALGA
Age 25y | Avg. WI -
Calves - | Weaned -

RK 100025
NETHERWOOD RK100025
Age 10y | AFC 25m | ICP 484d
Calves 7 | Weaned 6 | Wean Mat. 100
Avg. WI 93 | CCB 5.34 | CCW 42.5

KD 030159
MAKOJALO ROB LOFTY

RK 060008
NETHERWOOD RK06008
Age 9y | Avg. WI 103
Calves 7 | Weaned 5

R. KLEINLOOG
Nottingham Road, Kwazulu Natal
0723552770
Rob.Kleinloog@gmail.com

P.O. BOX 290,-,NOTTINGHAM ROAD, 3280

COW VALUE	103
82	Calving Ease Value
105	Calf Growth Value
113	Milk Value
91	Maintenance Value
106	Fertility Value
GROWTH VALUE	124
CARCASS VALUE	122
PRODUCTION VALUE	107

LOGIX GENETICS | GENETICS EBV Analysis 2026-07-17

Calf and Mother				Fertility			
Birth Dir.	Birth Mat.	Wean Dir.	Wean Mat.	Scr. Circ.	Heifer Fert.	Cow Fert.	Longev.
97	75	105	113	94	106	98	106
72%	52%	69%	54%	50%	38%	22%	52%

Post-Wean Growth			Frame			Carcass		
Post Wean	ADG	FCR	Mature Weight	Height	Length	EMA	Fat	Mar
113	117	114	108	114	117	104	113	77
45%	47%	16%	51%	50%	46%	43%	47%	43%

Birth Weight	205D Weight	365D Weight	540D Weight	ADG Index	FCR Index	Scrotum	LH
30kg	215kg | *110 (20)*	-	-	-	-	-	-

Myostatin	
Q204X	Not Tested
NT821	Not Tested
F94L	Not Tested

SELLER REMARKS:

LOT 59B (F)

RK 240032

NETHERWOOD RK 240032

Herd Book	SP
Birth date	2024-07-10
Age	2y 1m
Inbreeding	0%

WB 140069
MEQUATLING DIXIE
Wean Mat. 116

Parentage	Sire	Dam
DNA		
Genomic		

JMS 160051
VANSIA JMS 16 51
Age 10y | AFC 35m | ICP 371d
Calves 7 | Weaned 7 | Wean Mat. 91
Avg. WI 97 | CCB 4.87 | CCW 37.1
Calvings: 19-06, 20-07, 21-07, 22-08, 23-07, 24-07, 25-07

5T
HF TIGER 5T
Wean Mat. 109

5R
HF KODIAK 5R

84R
HF ECHO 84R
Age 26y | Avg. WI -
Calves - | Weaned -

WB 120039
MEQUATLING WORKING GIRL 12 039
Age 12y | AFC 24m | ICP 419d
Calves 8 | Weaned 6 | Wean Mat. 111
Avg. WI 100 | CCB - | CCW 36.8

5682
S A V BISMARCK 5682

WB 100135
MEQUATLING WB100135
Age 3y | Avg. WI 102
Calves 2 | Weaned 2

JMS 120721
VANSIA BENTLEY
Wean Mat. 94

JAN 990715
ANVOS LOFTY 715

JAN 990707
ANVOS GIRLIE 707
Age 13y | Avg. WI 102
Calves 6 | Weaned 3

JMS 110652
VANSIA JMS 11 652
Age 8y | AFC 36m | ICP 386d
Calves 6 | Weaned 5 | Wean Mat. 81
Avg. WI 102 | CCB 4.24 | CCW 39.5

JMS 040183
VANSIA JMS 04 183

JMS 080406
VANSIA JMS 08 406
Age 9y | Avg. WI 85
Calves 7 | Weaned 6

R. KLEINLOOG
Nottingham Road, Kwazulu Natal
0723552770
Rob.Kleinloog@gmail.com

P.O. BOX 290,-,NOTTINGHAM ROAD, 3280

COW VALUE	96
82	Calving Ease Value
106	Calf Growth Value
101	Milk Value
79	Maintenance Value
102	Fertility Value
GROWTH VALUE	122
CARCASS VALUE	123
PRODUCTION VALUE	101

LOGIX GENETICS | GENETICS EBV Analysis 2026-07-17

Calf and Mother				Fertility			
Birth Dir.	Birth Mat.	Wean Dir.	Wean Mat.	Scr. Circ.	Heifer Fert.	Cow Fert.	Longev.
97	77	106	101	83	101	97	106
74%	53%	71%	56%	50%	39%	25%	53%

Post-Wean Growth			Frame			Carcass		
Post Wean	ADG	FCR	Mature Weight	Height	Length	EMA	Fat	Mar
115	114	109	122	122	118	79	109	93
46%	47%	17%	52%	49%	45%	45%	48%	45%

Birth Weight	205D Weight	365D Weight	540D Weight	ADG Index	FCR Index	Scrotum	LH
32kg	205kg | *103 (20)*	-	-	-	-	-	-

Myostatin	
Q204X	Not Tested
NT821	Not Tested
F94L	Not Tested

SELLER REMARKS:

© Compiled by the South African Stud Book and Livestock Improvement Association
All Pedigree- and Performance Data is as recorded on LOGIX on 30 July 2026

LOT 60 (F)

NLA 230019

NEW LEAF ENCHANT 2319

Herd Book	SP
Birth date	2023-12-05
Age	2y 8m
Inbreeding	2%

NLA 190010
NEW LEAF ENDEAVOUR 1910
Wean Mat. 88

Parentage	Sire	Dam
DNA		
Genomic		

E 180182 PcPc
EPWORTH ENCHANT 18D
Age 7y | AFC 30m | ICP 421d
Calves 5 | Weaned 3 | Wean Mat. 109
Avg. WI 99 | CCB - | CCW -
Calvings: 21-03, 22-12, 23-12, 24-11, 25-10

9288
BERAL OF WYE UMF 9288
Wean Mat. 87

8329
ALAP OF WYE UMF 8329

7620
BLACKBIRD OF WYE UMF 7360
Age 36y | Avg. WI -
Calves - | Weaned -

NLA 130014
NEW LEAF EVERGREEN 1314
Age 12y | AFC 33m | ICP 365d
Calves 10 | Weaned 5 | Wean Mat. 89
Avg. WI 100 | CCB 4.86 | CCW -

WB 100016
MEQUATLING BANGER

E 110110
EPWORTH EVERGREEN 11B
Age 15y | Avg. WI 98
Calves 13 | Weaned 9

3439
S A V RENOWN 3439
Wean Mat. 112

34077075
RITO 707 OF IDEAL 3407 7075

4136
SAV BLACKCAP MAY 4136
Age 23y | Avg. WI -
Calves - | Weaned -

E 110140
EPWORTH ENCHANT 111
Age 12y | AFC 26m | ICP 537d
Calves 8 | Weaned 5 | Wean Mat. 99
Avg. WI 102 | CCB - | CCW 36.1

854E
O C C EMBLAZON 854E

H 020333
EPWORTH ENCHANT 134TH
Age 12y | Avg. WI 106
Calves 9 | Weaned 9

P.F. MEADE
Donnybrook, Kwazulu Natal
gppaul@iafrica.com

NEW LEAF FARM, P.O. BOX 291, DONNYBROOK, 3237

COW VALUE	104
107	Calving Ease Value
103	Calf Growth Value
95	Milk Value
103	Maintenance Value
97	Fertility Value
GROWTH VALUE	-
CARCASS VALUE	99
PRODUCTION VALUE	-

LOGIX GENETICS | GENETICS EBV Analysis 2026-07-17

Calf and Mother				Fertility			
Birth Dir.	Birth Mat.	Wean Dir.	Wean Mat.	Scr. Circ.	Heifer Fert.	Cow Fert.	Longev.
106	104	103	95	99	95	85	108
62%	38%	39%	32%	25%	22%	12%	40%

Post-Wean Growth			Frame			Carcass		
Post Wean	ADG	FCR	Mature Weight	Height	Length	EMA	Fat	Mar
102	100	100	97	96	94	101	106	104
32%	22%	11%	28%	18%	17%	15%	16%	15%

Myostatin	
Q204X	Not Tested
NT821	Not Tested
F94L	Not Tested

Birth Weight	205D Weight	365D Weight	540D Weight	ADG Index	FCR Index	Scrotum	LH
34kg	176kg | *100 (1)*	-	-	-	-	-	-

SELLER REMARKS: CIC Dunedin Charmer.

LOT 61 (F)

NLA 240002

NEW LEAF PROSPERITY 2402

Herd Book	SP
Birth date	2024-02-04
Age	2y 6m
Inbreeding	1%

NLA 210003
NEW LEAF GRIP 2103
Wean Mat. 95

Parentage	Sire	Dam
DNA		
Genomic		

NLA 190007
NEW LEAF JUNE BUG 1907
Age 6y | AFC 26m | ICP 450d
Calves 4 | Weaned 1 | Wean Mat. 84
Avg. WI 107 | CCB - | CCW -
Calvings: 21-10, 22-09, 24-02, 25-07

6846
S A V RAINFALL 6846
Wean Mat. 113

0256
COLEMAN CHARLO 0256

4136
SAV BLACKCAP MAY 4136
Age 23y | Avg. WI -
Calves - | Weaned -

NLA 120002
NEW LEAF BARDOLENA BABE 1202
Age 13y | AFC 25m | ICP 360d
Calves 12 | Weaned 6 | Wean Mat. 79
Avg. WI 96 | CCB - | CCW -

7301
S A V PIONEER 7301

WB 060070
MEQUATLING BARDOLENA 060070
Age 11y | Avg. WI 105
Calves 9 | Weaned 8

9288
BERAL OF WYE UMF 9288
Wean Mat. 87

8329
ALAP OF WYE UMF 8329

7620
BLACKBIRD OF WYE UMF 7360
Age 36y | Avg. WI -
Calves - | Weaned -

NLA 130008
NEW LEAF JUNE BUG 1308
Age 12y | AFC 25m | ICP 376d
Calves 10 | Weaned 4 | Wean Mat. 81
Avg. WI 100 | CCB - | CCW -

13395344
G A R PREDESTINED

WB 060094
MEQUATLING BREEZEY 060094
Age 9y | Avg. WI 104
Calves 8 | Weaned 7

P.F. MEADE
Donnybrook, Kwazulu Natal
gppaul@iafrica.com

NEW LEAF FARM, P.O. BOX 291, DONNYBROOK, 3237

COW VALUE	101
100	Calving Ease Value
107	Calf Growth Value
87	Milk Value
109	Maintenance Value
92	Fertility Value
GROWTH VALUE	101
CARCASS VALUE	103
PRODUCTION VALUE	101

LOGIX GENETICS | GENETICS EBV Analysis 2026-07-17

Calf and Mother				Fertility			
Birth Dir.	Birth Mat.	Wean Dir.	Wean Mat.	Scr. Circ.	Heifer Fert.	Cow Fert.	Longev.
100	100	107	87	95	102	86	96
64%	38%	43%	33%	30%	29%	14%	38%

Post-Wean Growth			Frame			Carcass		
Post Wean	ADG	FCR	Mature Weight	Height	Length	EMA	Fat	Mar
106	103	95	92	78	91	105	112	116
28%	28%	20%	28%	29%	27%	26%	27%	26%

Myostatin	
Q204X	Not Tested
NT821	Not Tested
F94L	Not Tested

Birth Weight	205D Weight	365D Weight	540D Weight	ADG Index	FCR Index	Scrotum	LH
34kg	227kg | *107 (3)*	-	-	-	-	-	-

SELLER REMARKS: Bred 22.3.26 Good Book.

© Compiled by the South African Stud Book and Livestock Improvement Association
All Pedigree- and Performance Data is as recorded on LOGIX on 30 July 2026

LOT 62 (F)

NLA 240010
NEW LEAF EVERGREEN 2410

Herd Book	SP
Birth date	2024-08-20
Age	1y 12m
Inbreeding	7%

KCM 210009
DUNEDIN CHARMER 109
Wean Mat. 126

Parentage	Sire	Dam
DNA		
Genomic		

NLA 210006
NEW LEAF EVERMORE 2106
Age 4y | AFC 35m | ICP 412d
Calves 2 | Weaned 1 | Wean Mat. 108
Avg. WI 109 | CCB - | CCW -
Calvings: 24-08, 25-10

0256
COLEMAN CHARLO 0256
Wean Mat. 103

730P
O C C PAXTON 7309

6014AAA
BOHI ABIGALE 6014
Age 26y | Avg. WI -
Calves - | Weaned -

KCM 090031
DUNEDIN LOVETTE 931
Age 10y | AFC 35m | ICP 453d
Calves 6 | Weaned 5 | Wean Mat. 148
Avg. WI 120 | CCB - | CCW 47.6

HR 040655
WOODVIEW EVOX

KCM 050057
DUNEDIN LOVETTE 557
Age 12y | Avg. WI 99
Calves 10 | Weaned 9

6846
S A V RAINFALL 6846
Wean Mat. 113

0256
COLEMAN CHARLO 0256

4136
SAV BLACKCAP MAY 4136
Age 23y | Avg. WI -
Calves - | Weaned -

E 110110
EPWORTH EVERGREEN 11B
Age 15y | AFC 27m | ICP 361d
Calves 13 | Weaned 9 | Wean Mat. 102
Avg. WI 98 | CCB - | CCW -

854E
O C C EMBLAZON 854E

H 020318
EPWORTH EVERGREEN 43RD
Age 11y | Avg. WI 98
Calves 9 | Weaned 9

P.F. MEADE
Donnybrook, Kwazulu Natal
gppaul@iafrica.com

NEW LEAF FARM, P.O. BOX 291, DONNYBROOK, 3237

COW VALUE	106
94	Calving Ease Value
100	Calf Growth Value
117	Milk Value
98	Maintenance Value
105	Fertility Value
GROWTH VALUE	102
CARCASS VALUE	105
PRODUCTION VALUE	105

LOGIX GENETICS | GENETINA EBV Analysis 2026-07-17

Calf and Mother				Fertility			
Birth Dir.	Birth Mat.	Wean Dir.	Wean Mat.	Scr. Circ.	Heifer Fert.	Cow Fert.	Longev.
103	88	100	117	100	101	99	107
70%	43%	47%	42%	32%	34%	17%	43%

Post-Wean Growth			Frame			Carcass		
Post Wean	ADG	FCR	Mature Weight	Height	Length	EMA	Fat	Mar
102	102	98	100	72	90	102	119	122
40%	31%	17%	39%	32%	30%	29%	31%	29%

Myostatin	
Q204X	Not Tested
NT821	Not Tested
F94L	Not Tested

Birth Weight	205D Weight	365D Weight	540D Weight	ADG Index	FCR Index	Scrotum	LH
33kg	262kg | *109 (6)*	-	-	-	-	-	-

SELLER REMARKS: Bred 8.6.26 Easy Decision.

LOT 63 (F)

NLA 240013
NEW LEAF SPRITELY 2413

Herd Book	SP
Birth date	2024-08-24
Age	1y 12m
Inbreeding	1%

KCM 210009
DUNEDIN CHARMER 109
Wean Mat. 126

Parentage	Sire	Dam
DNA		
Genomic		

E 180202
EPWORTH SPRITELY 18C
Age 7y | AFC 25m | ICP 444d
Calves 5 | Weaned 2 | Wean Mat. 100
Avg. WI 101 | CCB - | CCW -
Calvings: 20-11, 21-10, 23-08, 24-08, 25-09

0256
COLEMAN CHARLO 0256
Wean Mat. 103

730P
O C C PAXTON 7309

6014AAA
BOHI ABIGALE 6014
Age 26y | Avg. WI -
Calves - | Weaned -

KCM 090031
DUNEDIN LOVETTE 931
Age 10y | AFC 35m | ICP 453d
Calves 6 | Weaned 5 | Wean Mat. 148
Avg. WI 120 | CCB - | CCW 47.6

HR 040655
WOODVIEW EVOX

KCM 050057
DUNEDIN LOVETTE 557
Age 12y | Avg. WI 99
Calves 10 | Weaned 9

232
DUFF NAPOLEON 232
Wean Mat. 79

9105
DUFF DISTINCTION 9105

443 808
DUFF EUR 443 MERLE 808
Age 26y | Avg. WI -
Calves - | Weaned -

E 140378
EPWORTH SPRITELY 14C
Age 11y | AFC 39m | ICP 502d
Calves 6 | Weaned 5 | Wean Mat. 123
Avg. WI 120 | CCB - | CCW 42.4

8077
S A V BRILLIANCE 8077

H 060155
EPWORTH SPRITELY 54TH
Age 9y | Avg. WI 96
Calves 7 | Weaned 6

P.F. MEADE
Donnybrook, Kwazulu Natal
gppaul@iafrica.com

NEW LEAF FARM, P.O. BOX 291, DONNYBROOK, 3237

COW VALUE	96
104	Calving Ease Value
92	Calf Growth Value
112	Milk Value
98	Maintenance Value
92	Fertility Value
GROWTH VALUE	-
CARCASS VALUE	100
PRODUCTION VALUE	-

LOGIX GENETICS | GENETINA EBV Analysis 2026-07-17

Calf and Mother				Fertility			
Birth Dir.	Birth Mat.	Wean Dir.	Wean Mat.	Scr. Circ.	Heifer Fert.	Cow Fert.	Longev.
112	92	92	112	94	101	92	92
71%	44%	46%	40%	25%	27%	17%	44%

Post-Wean Growth			Frame			Carcass		
Post Wean	ADG	FCR	Mature Weight	Height	Length	EMA	Fat	Mar
96	97	91	101	84	93	100	113	111
38%	24%	12%	39%	25%	23%	22%	23%	22%

Myostatin	
Q204X	Not Tested
NT821	Not Tested
F94L	Not Tested

Birth Weight	205D Weight	365D Weight	540D Weight	ADG Index	FCR Index	Scrotum	LH
32kg	253kg | *105 (6)*	-	-	-	-	-	-

SELLER REMARKS: Bred 8.6.26 Easy Decision.

© Compiled by the South African Stud Book and Livestock Improvement Association
All Pedigree- and Performance Data is as recorded on LOGIX on 30 July 2026

LOT 64 (F)

NLA 240020

NEW LEAF PROUD MARY 2420

Herd Book	SP
Birth date	2024-10-21
Age	1y 10m
Inbreeding	1%

KCM 210009
DUNEDIN CHARMER 109
Wean Mat. 126

Parentage	Sire	Dam
DNA		
Genomic		

0256
COLEMAN CHARLO 0256
Wean Mat. 103

730P
O C C PAXTON 7309

6014AAA
BOHI ABIGALE 6014
Age 26y | Avg. WI -
Calves - | Weaned -

KCM 090031
DUNEDIN LOVETTE 931
Age 10y | AFC 35m | ICP 453d
Calves 6 | Weaned 5 | Wean Mat. 148
Avg. WI 120 | CCB - | CCW 47.6

HR 040655
WOODVIEW EVOX

KCM 050057
DUNEDIN LOVETTE 557
Age 12y | Avg. WI 99
Calves 10 | Weaned 9

NLA 150002
NEW LEAF PROUD MARY 1502
Age 10y | AFC 25m | ICP 378d
Calves 9 | Weaned 4 | Wean Mat. 74
Avg. WI 99 | CCB - | CCW -
Calvings: 17-09, 18-09, 19-10, 20-11, 21-09, 22-08, 23-12, 24-10, 25-12

805
TC THUNDER 805
Wean Mat. 95

587
CONNEALY THUNDER

6123TC
TC FOREVER 6123
Age 23y | Avg. WI -
Calves - | Weaned -

WB 060136
MEQUATLING PROUD MADELEINE 060
Age 9y | AFC 24m | ICP 431d
Calves 7 | Weaned 7 | Wean Mat. 56
Avg. WI 86 | CCB 11.97 | CCW 38.7

24J
BT RIGHT TIME 24J

WB 030044
MEQUATLING PROUD MADELEINE 004
Age 8y | Avg. WI 101
Calves 4 | Weaned 4

P.F. MEADE
Donnybrook, Kwazulu Natal
gppaul@iafrica.com

NEW LEAF FARM, P.O. BOX 291, DONNYBROOK, 3237

COW VALUE	93
106	Calving Ease Value
90	Calf Growth Value
99	Milk Value
103	Maintenance Value
106	Fertility Value
GROWTH VALUE	94
CARCASS VALUE	104
PRODUCTION VALUE	92

LOGIX GENETICS | GENETIKA — EBV Analysis 2026-07-17

Calf and Mother				Fertility			
Birth Dir.	Birth Mat.	Wean Dir.	Wean Mat.	Scr. Circ.	Heifer Fert.	Cow Fert.	Longev.
107	101	90	99	92	110	104	99
70%	46%	45%	44%	29%	31%	17%	44%

Post-Wean Growth			Frame			Carcass		
Post Wean	ADG	FCR	Mature Weight	Height	Length	EMA	Fat	Mar
92	95	91	97	83	93	100	111	114
34%	27%	16%	36%	29%	27%	25%	27%	25%

Myostatin	
Q204X	Not Tested
NT821	Not Tested
F94L	Not Tested

Birth Weight	205D Weight	365D Weight	540D Weight	ADG Index	FCR Index	Scrotum	LH
33kg	179kg | *88 (4)*	-	-	-	-	-	-

SELLER REMARKS: Open.

LOT 65 (F)

NLA 240022

NEW LEAF ENCHANT 2422

Herd Book	SP
Birth date	2024-11-09
Age	1y 9m
Inbreeding	1%

KCM 210009
DUNEDIN CHARMER 109
Wean Mat. 126

Parentage	Sire	Dam
DNA		
Genomic		

0256
COLEMAN CHARLO 0256
Wean Mat. 103

730P
O C C PAXTON 7309

6014AAA
BOHI ABIGALE 6014
Age 26y | Avg. WI -
Calves - | Weaned -

KCM 090031
DUNEDIN LOVETTE 931
Age 10y | AFC 35m | ICP 453d
Calves 6 | Weaned 5 | Wean Mat. 148
Avg. WI 120 | CCB - | CCW 47.6

HR 040655
WOODVIEW EVOX

KCM 050057
DUNEDIN LOVETTE 557
Age 12y | Avg. WI 99
Calves 10 | Weaned 9

E 180182 PcPc
EPWORTH ENCHANT 18D
Age 7y | AFC 30m | ICP 421d
Calves 5 | Weaned 3 | Wean Mat. 109
Avg. WI 99 | CCB - | CCW -
Calvings: 21-03, 22-12, 23-12, 24-11, 25-10

3439
S A V RENOWN 3439
Wean Mat. 112

34077075
RITO 707 OF IDEAL 3407 7075

4136
SAV BLACKCAP MAY 4136
Age 23y | Avg. WI -
Calves - | Weaned -

E 110140
EPWORTH ENCHANT 111
Age 12y | AFC 26m | ICP 537d
Calves 8 | Weaned 5 | Wean Mat. 99
Avg. WI 102 | CCB - | CCW 36.1

854E
O C C EMBLAZON 854E

H 020333
EPWORTH ENCHANT 134TH
Age 12y | Avg. WI 106
Calves 9 | Weaned 9

P.F. MEADE
Donnybrook, Kwazulu Natal
gppaul@iafrica.com

NEW LEAF FARM, P.O. BOX 291, DONNYBROOK, 3237

COW VALUE	109
106	Calving Ease Value
102	Calf Growth Value
117	Milk Value
88	Maintenance Value
103	Fertility Value
GROWTH VALUE	110
CARCASS VALUE	114
PRODUCTION VALUE	110

LOGIX GENETICS | GENETIKA — EBV Analysis 2026-07-17

Calf and Mother				Fertility			
Birth Dir.	Birth Mat.	Wean Dir.	Wean Mat.	Scr. Circ.	Heifer Fert.	Cow Fert.	Longev.
111	97	102	117	103	106	94	105
67%	43%	43%	40%	27%	29%	17%	44%

Post-Wean Growth			Frame			Carcass		
Post Wean	ADG	FCR	Mature Weight	Height	Length	EMA	Fat	Mar
103	108	103	110	87	98	111	123	121
40%	26%	13%	39%	27%	25%	24%	25%	23%

Myostatin	
Q204X	Not Tested
NT821	Not Tested
F94L	Not Tested

Birth Weight	205D Weight	365D Weight	540D Weight	ADG Index	FCR Index	Scrotum	LH
31kg	191kg | *96 (4)*	-	-	-	-	-	-

SELLER REMARKS: Open.

© Compiled by the South African Stud Book and Livestock Improvement Association
All Pedigree- and Performance Data is as recorded on LOGIX on 30 July 2026

LOT 66 (F)

NLA 240023

NEW LEAF PROUD MARY 2423

Herd Book	**SP**
Birth date	**2024-11-19**
Age	**1y 9m**
Inbreeding	**1%**

Parentage	Sire	Dam
DNA		
Genomic		

KCM 210009
DUNEDIN CHARMER 109
Wean Mat. 126

0256
COLEMAN CHARLO 0256
Wean Mat. 103

730P
O C C PAXTON 7309

6014AAA
BOHI ABIGALE 6014
Age 26y | Avg. WI -
Calves - | Weaned -

KCM 090031
DUNEDIN LOVETTE 931
Age 10y | AFC 35m | ICP 453d
Calves 6 | Weaned 5 | Wean Mat. 148
Avg. WI 120 | CCB - | CCW 47.6

HR 040655
WOODVIEW EVOX

KCM 050057
DUNEDIN LOVETTE 557
Age 12y | Avg. WI 99
Calves 10 | Weaned 9

NLA 140001
NEW LEAF PROUD MOLLY
Age 12y | AFC 28m | ICP 418d
Calves 8 | Weaned 4 | Wean Mat. 80
Avg. WI 104 | CCB - | CCW -
Calvings: 16-11, 17-10, 18-09, 19-07, 20-05, 22-05, 23-08, 24-11

NK 030026
CHALET ELM
Wean Mat. 93

878
BON VIEW NEW DESIGN 878

HR 920106
WOODVIEW 92 106 VAL
Age 14y | Avg. WI 115
Calves 12 | Weaned 11

WB 060136
MEQUATLING PROUD MADELEINE 060
Age 9y | AFC 24m | ICP 431d
Calves 7 | Weaned 7 | Wean Mat. 56
Avg. WI 86 | CCB 11.97 | CCW 38.7

24J
BT RIGHT TIME 24J

WB 030044
MEQUATLING PROUD MADELEINE 004
Age 8y | Avg. WI 101
Calves 4 | Weaned 4

P.F. MEADE
Donnybrook, Kwazulu Natal
gppaul@iafrica.com

NEW LEAF FARM, P.O. BOX 291, DONNYBROOK, 3237

COW VALUE	**85**
99	Calving Ease Value
85	Calf Growth Value
103	Milk Value
104	Maintenance Value
97	Fertility Value
GROWTH VALUE	**94**
CARCASS VALUE	**97**
PRODUCTION VALUE	**85**

LOGIX GENETICS | GENETICA
EBV Analysis 2026-07-17

Calf and Mother				Fertility			
Birth Dir.	Birth Mat.	Wean Dir.	Wean Mat.	Scr. Circ.	Heifer Fert.	Cow Fert.	Longev.
107	91	85	103	98	111	87	96
66%	45%	46%	47%	30%	34%	21%	46%

Post-Wean Growth			Frame			Carcass		
Post Wean	ADG	FCR	Mature Weight	Height	Length	EMA	Fat	Mar
88	99	94	96	81	89	95	116	122
38%	28%	17%	40%	29%	27%	25%	26%	25%

Birth Weight	205D Weight	365D Weight	540D Weight	ADG Index	FCR Index	Scrotum	LH
34kg	224kg | *114 (4)*	-	-	-	-	-	-

Myostatin	
Q204X	Not Tested
NT821	Not Tested
F94L	Not Tested

SELLER REMARKS: Bred 3.7.26 to Easy Decision.

© Compiled by the South African Stud Book and Livestock Improvement Association
All Pedigree- and Performance Data is as recorded on LOGIX on 30 July 2026

Dier Info				Actual Values						Expected Breeding Values											Indices			Dam		
LOT	Animal ID	Sex	SEC	Birth Wt (kg)	205d Wt (kg)	CCB *Ratio*	CCW *Ratio*	Length Height *Ratio*	Scr. Circ. *(mm)*	Birth Dir (kg)	Birth Mat (kg)	Wean Dir (kg)	Wean Mat (kg)	Post Wean (kg)	Mature Weight. (kg)	ADG (g/d)	FCR (kg:kg)	Scr. Circ. (mm)	Height. (mm)	Length (mm)	Wean	ADG	Scr. Circ.	Avg. Wean Index	Nr. Calves	Repr. Index
			Breed Average							1.65	0.30	33.5	6.7	70	65	217	-100	20.4	-	49.0						
			Auction Average	33	231	6.69	47.7	1.20	332	1.46	0.40	33.7	8.3	79	65	221	-97	19.3	-0	49	104	100	97	103	5.0	107
1	RK 230068	M	SP	30	238	-	60.4	-	-	1.58	0.38	34.5	2.2	75.7	59.0	184	-79	16.3	-2	40	114	-	91	103	6	108
2	RK 230035	M	SP	44	232	-	49.3	-	-	4.97	0.52	42.6	8.2	100.6	82.0	227	-99	26.2	0	49	103	-	113	100	2	87
3	RK 230037	M	SP	36	200	-	57.6	-	-	2.40	0.56	31.8	8.3	79.5	62.2	206	-85	24	-1	44	90	-	108	100	10	114
4	FW 230057	M	SP	28	233	-	48	1.23	350	-2.23	0.66	29.5	10.8	81.8	61.3	258	-114	24.4	1	62	109	98	109	98	7	120
5	FW 230080	M	SP	39	236	-	52.4	1.23	330	2.02	1.09	30.3	8.7	67.2	43.8	158	-57	15.3	-4	26	105	91	89	107	2	124
6	FW 230078	M	SP	32	230	-	43.4	1.22	360	0.24	0.83	29.1	18.4	72.1	55.0	189	-83	26.8	-1	45	105	95	114	108	9	110
7	SBF 230005	M	SP	34	233	-	46.9	-	330	1.52	0.08	31.8	6.3	69.6	65.0	171	-73	19.5	-0	46	96	59	98	102	7	121
8	KDL 230011	M	SP	48	227	-	-	-	-	3.15	0.71	38.8	5.7	92.1	62.6	257	-110	19.1	-0	50	100	-	97	100	8	111
9	NLA 230010	M	SP	35	239	-	-	-	320	1.79	0.66	41.4	6.4	94.4	65.3	267	-109	19	-2	41	94	129	97	96	12	118
10	RAT 242404	M	SP	33	237	6.6	51.6	-	-	1.03	-0.12	35.1	7.5	83.4	64.8	287	-122	24.6	0	60	107	-	109	107	3	117
11	RAT 232317	M	SP	44	256	7.8	41.5	-	-	1.62	-0.48	39.2	9.4	88.2	75.3	254	-114	23.9	0	55	102	-	108	102	4	111
12	RAT 232320	M	SP	39	237	6.26	40	-	-	0.81	0.22	35.0	8.5	82.7	71.8	281	-120	23.7	0	58	100	-	107	98	6	110
13	HE 230009	M	SP	22	317	-	42.4	-	-	2.20	0.04	40.6	3.6	94.1	86.2	256	-104	20.2	-0	54	119	-	99	112	2	74
14	HE 230011	M	SP	20	294	-	42.4	-	-	1.20	0.11	33.8	7.9	82.4	77.0	249	-114	16.1	0	55	110	-	90	112	2	79
15	DF 230006	M	SP	24	173	-	-	-	-	0.85	0.24	30.7	2.2	68.9	58.1	208	-90	16	-1	40	102	-	90	102	1	90
16	DF 230010	M	SP	32	190	-	-	-	-	1.72	0.42	34.3	6.6	84.3	53.1	209	-97	21.7	-0	44	109	-	103	110	3	91
17	DF 230066	M	SP	32	186	-	39.4	-	-	1.86	0.17	35.1	11.0	79.5	69.5	219	-107	16.3	0	51	114	-	91	110	6	108
18	ISHA230005	M	SP	29	284	-	54	-	-	0.74	-0.07	27.3	2.6	69.9	64.7	195	-91	10.6	0	46	94	-	78	89	5	122
19	ISHA230002	M	SP	34	278	-	-	-	-	-1.78	0.38	9.7	8.4	17.4	14.2	76	-38	6	-2	21	100	-	68	89	9	121
20	ISHA230006	M	SP	32	322	-	48	-	-	1.81	0.41	32.2	6.8	77.0	69.6	224	-107	10.6	1	56	106	-	78	99	5	123
21	RK 230070	M	SP	40	283	-	-	-	-	2.89	0.42	43.3	7.9	98.3	81.6	242	-104	23.3	-0	55	117	-	106	117	2	96
22	RK 230074	M	SP	32	266	-	59.3	-	-	1.18	0.41	31.3	4.1	70.4	72.8	224	-101	20.5	-0	48	129	-	100	100	8	106
23	RK 230001	M	SP	38	288	-	52.9	-	-	3.51	0.55	40.3	9.8	89.8	60.0	213	-98	16.6	-0	52	114	-	92	110	2	72
24	FW 240062	M	SP	32	257	-	52.2	1.18	370	2.69	-0.25	42.0	7.4	89.6	80.8	232	-102	33.3	-1	51	117	105	129	111	2	122
25	FW 240082	M	SP	35	245	-	45.5	1.15	340	0.24	0.66	34.2	16.1	83.0	64.4	214	-93	19.5	1	57	110	101	98	97	7	119

© Compiled by the South African Stud Book and Livestock Improvement Association

All Breeding Values and Performance Data is as recorded on LOGIX on 30 July 2026

Dier Info				Actual Values						Expected Breeding Values											Indices			Dam		
LOT	Animal ID	Sex	SEC	Birth Wt (kg)	205d Wt (kg)	CCB *Ratio*	CCW *Ratio*	Length Height *Ratio*	Scr. Circ. *(mm)*	Birth Dir (kg)	Birth Mat (kg)	Wean Dir (kg)	Wean Mat (kg)	Post Wean (kg)	Mature Weight. (kg)	ADG (g/d)	FCR (kg:kg)	Scr. Circ. (mm)	Height. (mm)	Length (mm)	Wean	ADG	Scr. Circ.	Avg. Wean Index	Nr. Calves	Repr. Index
		Breed Average								1.65	0.30	33.5	6.7	70	65	217	-100	20.4	-	49.0						
		Auction Average		33	231	6.69	47.7	1.20	332	1.46	0.40	33.7	8.3	79	65	221	-97	19.3	-0	49	104	100	97	103	5.0	107
26	FW 240086	M	SP	31	232	-	45.9	1.16	355	1.87	-0.30	35.1	7.3	82.2	65.2	272	-126	26.8	2	63	105	117	114	104	10	118
27	SBF 230037	M	SP	28	246	-	40.6	-	315	0.64	-0.18	37.4	7.5	90.5	96.8	281	-131	23.1	1	66	113	-	106	107	8	102
28	SBF 230042	M	SP	38	197	-	38.5	-	320	2.02	0.68	33.6	9.3	85.3	74.4	228	-106	14.4	1	56	83	-	87	102	6	112
29	SBF 230038	M	SP	31	228	-	50.5	-	270	1.27	0.13	36.5	9.1	86.2	68.4	191	-85	8.1	1	55	103	-	73	107	4	109
30	RAT 242405	M	SP	42	235	7.84	47	-	-	0.88	0.01	34.7	7.4	81.3	70.0	252	-109	22.3	-0	52	101	-	104	101	3	116
32	DF 230052	M	SP	37	173	-	38.5	-	-	2.59	0.51	34.2	5.6	74.7	64.6	201	-94	17	-0	46	100	-	92	96	8	108
33	DF 230061	M	SP	31	165	-	38.2	-	-	1.26	-0.63	34.3	3.8	74.6	60.5	221	-102	18.4	0	49	99	-	96	102	3	81
34	ISHA230009	M	SP	34	249	-	49.5	-	-	1.11	0.11	32.5	7.7	79.1	54.6	254	-119	22.8	1	61	100	-	105	100	2	86
35	ISHA230155	M	SP	25	280	-	39.5	-	-	1.91	-0.28	39.1	6.6	90.1	75.8	275	-119	31.5	1	57	100	-	125	100	2	77
36	RK 230024	M	SP	41	207	-	59.8	-	-	2.85	0.37	34.9	6.2	81.5	57.7	179	-73	22	-1	37	91	-	103	93	5	106
37	RK 230047	M	SP	40	240	-	50.4	-	-	2.69	0.61	39.7	10.2	89.4	83.6	228	-98	19.7	-0	51	110	-	98	104	4	105
38	RK 230042	M	SP	38	233	-	47.8	-	-	3.07	0.22	38.4	7.0	92.7	85.9	228	-101	25.2	0	48	107	-	111	102	3	101
39	NLA 230002	M	SP	34	231	-	-	-	320	1.17	0.53	26.4	8.6	62.5	36.5	200	-92	21.5	-2	34	91	107	102	96	7	121
40	BAR 230001	M	NFR	36	255	-	46.5	-	-	-0.18	-0.35	25.9	6.4	63.6	62.2	206	-91	13.2	-0	48	106	-	84	108	2	83
41	DF 230020	M	SP	30	152	-	-	-	-	1.03	-0.07	23.4	3.0	57.3	44.6	190	-94	14	-1	33	84	-	86	107	6	98
42	RK 230004	M	SP	29	216	-	48.3	-	-	1.34	0.59	30.6	8.8	74.7	64.3	239	-107	11.4	1	64	86	-	80	97	3	101
43	RK 210088	F	SP	37	247	5.6	-	-	-	3.23	0.86	34.4	10.7	74.1	61.9	188	-77	20.7	-1	43	98	-	101	101	8	110
44	RK 210117	F	SP	38	283	6.04	-	-	-	2.59	0.28	39.3	6.5	90.9	76.5	248	-104	24.2	-0	55	120	-	109	111	5	102
45	FW 240004	F	SP	26	233	-	60	-	-	1.89	0.43	34.2	7.3	76.5	48.8	200	-86	24.4	-0	46	114	-	109	113	2	122
46	FW 240037	F	SP	34	220	-	46	-	-	0.12	1.49	29.8	13.2	69.0	54.4	148	-62	13.5	-2	37	102	-	85	99	10	119
47	FW 240038	F	SP	32	229	-	43.6	-	-	0.30	0.95	30.6	18.6	71.6	58.5	174	-68	16.4	-1	49	108	-	91	105	11	115
48	FW 240041	F	SP	34	242	-	54.5	-	-	1.74	0.38	36.5	8.4	82.5	64.2	233	-101	15.3	0	52	114	-	89	110	3	121
49	FW 240047	F	SP	29	235	-	47.1	-	-	-0.69	0.49	29.5	13.2	65.0	58.0	140	-49	16.4	-2	38	113	-	91	100	10	118
50	FW 240052	F	SP	34	201	-	43	-	-	1.47	1.06	37.2	10.0	100.8	55.9	249	-110	20.7	1	63	92	-	101	104	6	119
51	FW 240055	F	SP	33	225	-	55.3	-	-	1.84	0.85	34.0	10.5	81.1	58.6	220	-92	22.8	-1	46	106	-	105	111	2	125

© Compiled by the South African Stud Book and Livestock Improvement Association
All Breeding Values and Performance Data is as recorded on LOGIX on 30 July 2026

Dier Info				Actual Values						Expected Breeding Values											Indices			Dam		
LOT	Animal ID	Sex	SEC	Birth Wt (kg)	205d Wt (kg)	CCB *Ratio*	CCW *Ratio*	Length Height *Ratio*	Scr. Circ. *(mm)*	Birth Dir (kg)	Birth Mat (kg)	Wean Dir (kg)	Wean Mat (kg)	Post Wean (kg)	Mature Weight. (kg)	ADG (g/d)	FCR (kg:kg)	Scr. Circ. (mm)	Height. (mm)	Length (mm)	Wean	ADG	Scr. Circ.	Avg. Wean Index	Nr. Calves	Repr. Index
			Breed Average							1.65	0.30	33.5	6.7	70	65	217	-100	20.4	-	49.0						
			Auction Average	33	231	6.69	47.7	1.20	332	1.46	0.40	33.7	8.3	79	65	221	-97	19.3	-0	49	104	100	97	103	5.0	107
52	FW 240077	F	SP	26	199	-	40.2	-	-	-0.16	0.50	22.0	8.9	55.6	50.3	200	-85	16.6	-1	41	95	-	91	96	3	120
53	FW 240079	F	SP	28	225	-	45.8	-	-	-0.08	0.49	27.1	11.9	67.3	41.8	203	-88	21.9	-1	44	108	-	103	110	4	121
54	FW 240098	F	SP	35	239	-	48.9	-	-	2.82	-0.26	40.5	11.8	88.6	64.0	265	-119	29.1	1	61	112	-	119	115	6	120
55	FW 240069	F	SP	29	214	-	44.6	-	-	0.27	0.72	28.3	11.8	64.5	47.7	162	-68	17	-1	40	102	-	93	96	8	120
56A	RK 240037	F	SP	32	226	-	-	-	-	1.60	0.11	41.1	10.9	98.2	83.7	244	-104	21.3	1	62	115	-	102	111	7	113
56B	RK 240049	F	SP	32	197	-	-	-	-	1.99	0.22	33.1	6.3	76.3	71.9	221	-98	18.1	1	53	98	-	95	98	5	108
57A	RK 240002	F	SP	30	218	-	-	-	-	2.71	1.11	41.8	9.1	97.3	83.3	264	-115	13.6	1	66	103	-	85	104	2	121
57B	RK 240015	F	SP	33	193	-	-	-	-	1.98	1.52	34.5	7.8	84.7	84.1	241	-106	10	0	54	95	-	77	98	6	113
58A	RK 240044	F	SP	30	210	-	-	-	-	1.49	0.22	34.3	7.9	77.4	69.4	218	-101	14.7	1	59	107	-	87	97	3	101
58B	RK 240062	F	SP	31	267	-	-	-	-	1.01	0.08	32.4	7.0	76.0	67.9	206	-88	22.3	-0	48	100	-	104	100	2	41
59A	RK 240021	F	SP	30	215	-	-	-	-	1.89	1.29	35.9	10.7	87.5	74.9	281	-123	17.7	1	62	110	-	94	106	6	108
59B	RK 240032	F	SP	32	205	-	-	-	-	1.97	1.20	36.8	7.1	90.1	92.7	269	-115	12.8	2	63	103	-	83	97	7	109
60	NLA 230019	F	SP	34	176	-	-	-	-	1.04	0.13	35.2	5.2	79.6	60.5	219	-99	19.9	-0	44	100	-	99	99	5	105
61	NLA 240002	F	SP	34	227	-	-	-	-	1.62	0.31	37.0	2.6	82.8	54.3	228	-91	18	-2	42	107	-	95	107	4	107
62	NLA 240010	F	SP	33	262	-	-	-	-	1.36	0.78	33.4	12.2	77.6	64.7	226	-96	20.4	-2	41	109	-	100	109	2	96
63	NLA 240013	F	SP	32	253	-	-	-	-	0.52	0.60	29.4	10.5	72.0	65.8	206	-84	17.7	-1	43	105	-	94	101	5	107
64	NLA 240020	F	SP	33	179	-	-	-	-	0.98	0.26	28.3	6.4	67.8	60.7	198	-83	17	-1	44	88	-	92	99	9	116
65	NLA 240022	F	SP	31	191	-	-	-	-	0.62	0.41	34.4	12.0	80.6	78.0	249	-105	21.9	-1	48	96	-	103	99	5	105
66	NLA 240023	F	SP	34	224	-	-	-	-	1.00	0.64	25.9	7.7	63.1	59.3	213	-88	19.4	-2	40	114	-	98	104	8	102

© Compiled by the South African Stud Book and Livestock Improvement Association

All Breeding Values and Performance Data is as recorded on LOGIX on 30 July 2026

EXPLANATION OF CATALOGUE ABBREVIATIONS		VERDUIDELIKING VAN KATALOGUS AFKORTINGS	
Lot Number	LOT	LOT	Lot Nommer
Estimated breeding value	EBV	EBV	Beraamde teelwaarde
Parentage verification	Parentage	Ouerskap	Ouerskap verifikasie
Age in years	AGE	OUD.	Ouderdom in jaar
Age at First Calving	AFC	OEK	Ouderdom met Eerst Kalwing
Intercalving Period	ICP	TKP	Tussen-Kalf Periode
Number of calvings	Calvings	Kalwings	Aantal kalwings
Number of calves weaned	Weaned	Gespeen	Aantal kalwers gespeen
Average Wean index	Avg. WI	Gem. SI	Gemiddelde speen indeks
Animal identification number	ID	ID	Dier se identifikasie nommer
Herd Book Section	SEC	AFD	Kuddeboek Afdeling
Herd Book Section: Pending Registration	PEN	PEN	Kuddeboek Afdeling: Wag vir Registrasie
Herd Book Section: Not for Registration	NFR	NFR	Kuddeboek Afdeling: Nie vir Registrasie
Herd Book Section: Foundation Generation	FO	FO	Kuddeboek Afdeling: Fondasie Generasie
Herd Book Section: Appendix A	A	A	Kuddeboek Afdeling: Aanhangsel A
Herd Book Section: Appendix B	B	B	Kuddeboek Afdeling: Aanhangsel B
Herd Book Section: Studbook Proper, a registered animal	SP	SP	Kuddeboek Afdeling: Studbook Proper, 'n geregistreerde dier
Genomically Tested	GT	GT	Genomies Getoets
Homozygous Horned (Celtic test)	HH(c)	HH(c)	Homosigoties horings (Celtic toets)
Homozygous Polled (Celtic test)	PP(c)	PP(c)	Homosigotiets Poena (Celtic toets)
Heterozygous Polled (Celtic test)	Pp(c)	Pp(c)	Heterosigoties Poena (Celtic toets)
Phenotypically Polled	P	P	Fenotipies Poena
Birth Direct breeding value	Birth Dir.	Geb. Dir	Geboorte Direk teelwaarde
Wean Direct breeding value	Wean Dir.	Spn. Dir.	Speen Direk teelwaarde
Wean Maternal breeding value	Wean Mat.	SPn. Mat.	Speen Maternaal teelwaarde
Scrotal Circumference	Scr. Circ.	Skr. Omt.	Skrotum omtrek
Heifer Fertility	Heifer Fert.	Vers Vrugb.	Vers Vrugbaarheid
Cow Fertility	Cow Fert.	Koei Vrugb.	Koei Vrugbaarheid
Longevity	Longev.	Lankl.	Lanklewendheid
Mature Weight	Mat. Wt.	Volw. Gewig	Volwasse gewig
Average Daily Gain (g/day)	ADG	GDT	Gemiddelde Daaglikse Toename
Feed Conversion Ratio (kg:kg)	FCR	VOV	Voeromset Verhouding
Eye Muscle Area	EMA	OSO	Oogspier grootte
Backfat Thickness	Fat	Vet	Rugvet Diepte
Marbeling (intra-muscular fat)	Mar	Mar	Marmering (binne-spierse vet)
Actual Birth weight	Birth Wt.	Geb. gewig	Werklike Geboorte gewig
205-day Dam-age corrected weight	205d Wt.	205d gewig	205-dag Moeder-ouderdom gekorrigeerde gewig
365-day weight index	365D Index	365D Indeks	365-dae gewig indeks
540-day weight index	540D Index	540D Indeks	540-dae gewig indeks
Length-Height ratio	LH	LH	Lengte-Hoogte Verhouding
Cow-Calf Birth Ratio	CCG	KKG	Koei-Kalf Geboorte Verhouding
Cow-Calf Wean Ratio	CCW	KKS	Koei-Kalf Speen Verhouding
Average Weaning Index	Avg. WI	Gem. SI	Gemiddelde speen indeks
Number of Calves	Nr. Calves	Aant. Kalw.	Aantal kalwers
Reproduction Index	Repr. Index	Repr. Indeks	Reproduksie indeks
Animal sex: M - Male, F - Female	M / F	M / V	Dier geslag: M - Manlik, V - Vroulik

© Compiled by the South African Stud Book and Livestock Improvement Association
All Pedigree- and Performance Data is as recorded on LOGIX on 30 July 2026