AMPTELIKE VEILINGSKATALOGUS VIR / OFFICIAL AUCTION CATALOGUE FOR

VALSRIVIER BONSMARA TELERS

Veilingsdatum / Auction Date:
20 April 2023

Data soos op / Data as on:
08 March 2023

BONSMARA SA

SA STAMBOEK STUD BOOK

SALES UNDER AUSPICES OF BONSMARA SA

Bonsmara stud breeding is subject to the stipulations of the Livestock Improvement Act and conforms to the standards of Bonsmara SA. The Society therefore has the right to implement certain controls to ensure the accuracy of information regarding Parentage, Performance and Estimated Breeding Values.

Information regarding Parentage, Performance and Estimated Breeding Values of animals, as supplied by the breeder, have been verified and compared to the official database of LOGIX BEEF. Bonsmara SA therefore, confirms the accuracy of such information.

To the knowledge of the Society these controls have been carried out accurately. However, the Society does not take any responsibility for incorrect information through printing errors or incorrect information provided by the breeder.

Animals on such sales have been visually screened by Inspectors of Bonsmara SA and comply with the Bonsmara Minimum Breed Standards as stipulated by the Society.

The Society DOES NOT have any control over:

- Immunization and health status of animals
- Pregnancy status of cows and heifers
- Suitability of a bull for breeding
- Fertility status as well as venereal diseases and
- Commercial animals

Since the above is not classified as information regarding Parentage, Performance and Estimated Breeding Values, it DOES NOT fall within the jurisdiction of the meaning "Under the Auspices of Bonsmara SA".

VEILINGS ONDER BESKERMING VAN BONSMARA SA

Bonsmara stoetteling wat onderhewig is aan die bepalings van die Veeverbeteringswet, vind plaas onder die vaandel van Bonsmara SA. Daarom behou die Genootskap hom die reg voor om kontroles volgens bepaalde prosedures uit te oefen ten opsigte van Ouerskap inligting, Prestasiedata en Beraamde Teelwaardes.

Ouerskap inligting, Prestasiedata en Beraamde Teelwaardes soos deur die teler voorsien vir die doel van hierdie katalogus, is gekontroleer en vergelyk met die amptelike databasis soos gehou deur LOGIX BEEF. Bonsmara SA bevestig dus die korrektheid van sodanige inligting.

Alhoewel die kontroles na die beste wete van die Genootskap gedoen is, kan die Genootskap egter nie verantwoordelik gehou word vir foutiewe inligting as gevolg van drukkersfoute of verkeerde inligting deur die telers verskaf nie.

Diere wat op hierdie veilings aangebied word, is onderwerp aan 'n proses van visuele inspeksie deur Keurders van Bonsmara SA en voldoen aan die Bonsmara Minimum Rasstandaarde soos bepaal deur die Genootskap.

Die Genootskap het egter GEEN beheer oor:

- Immunisering en gesondheidstatus van diere
- Dragtigheidstatus van koeie en verse
- Teelgeskiktheid van bulle
- Vrugbaarheidstatus, asook geslagsiektes en
- Kommersiële diere nie.

Aangesien bogenoemde nie val onder die bedoeling met Ouerskap inligting, Prestasiedata en Beraamde Teelwaardes nie, sorteer dit NIE onder die jurisdiksie van die bedoeling "Onder beskerming van Bonsmara SA" nie.

ANIMAL AND PEDIGREE INFORMATION

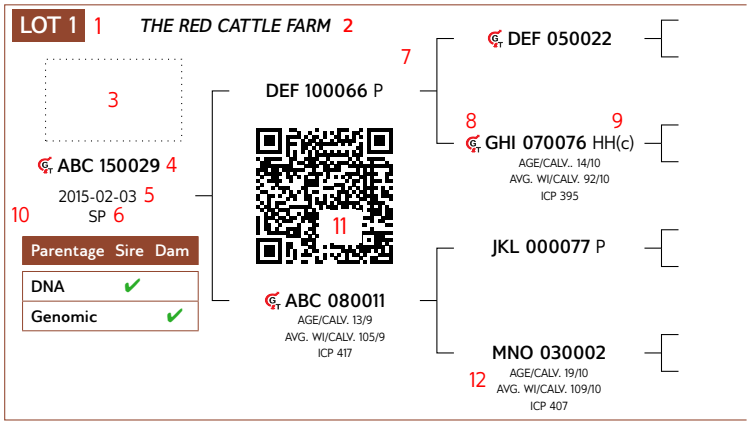

1. Lot Number
2. Owner of the animal
3. Herd's logo (if available)
4. Animal Identification Number
5. Birth date
6. Herd book section - NFR / PEN / F0 / A / B / SP
7. Four (4) generation pedigree
8. Genomic testing - it is indicated with the **GT** logo
9. Polled Status - the status will only be printed for animals that have been tested
10. Parentage Verification - a green tick (✔) indicates that the sire and/or dam has been verified via either microsatellite (DNA), or Genomic testing
11. QR Code - This code can be scanned with a smart device. It redirects to the animal's information on **www.SABeefBulls.com** where all information for the animal is available.
12. Dam information
    - Age and Number of Calvings
    - Average Wean Index and Number of Calves Weaned
    - Intercalving Period

MYOSTATIN STATUS

The animal's status, if tested for myostatin variants, is indicated as follows:

- Not Tested
- 0 - Normal
- 1 - Heterozygous / Carrier of Double-Muscling gene
- 2 - Homozygous / Double-Muscled

LOGIX SELECTION VALUES

Calving Ease Value	Weaner Calf Value	Fertility Value	Maintenance Value	Cow Value	Growth Value	Carcass Value
109	98	111	99	101	98	103
1	2	3	4	5	6	7



5 LOGIX Cow Value

Selection of:

- Fertile cows,
- with low maintenance,
- that calf easily,
- and wean heavy calves

1 Calving Ease Value	EBVs Birth Direct & Maternal
Calf Growth Value	EBV Wean Direct
3 Fertility Value	EBVs Cow & Heifer Fertility, EBV Longevity
Milk Value	EBV Wean Maternal
4 Maintenance Value	EBVs Mature weight & Milk



2 LOGIX Weaner Calf Value

Selection of:

- Heavier weaning weights,
- with more milk,
- but restricted birth weight

7 LOGIX Carcass Value

Selection for higher meat yield on carcass



6 LOGIX Growth Value

Selection of efficient growers on veld & in the feedlot

INTERPRETATION OF BREEDING VALUE INDICES

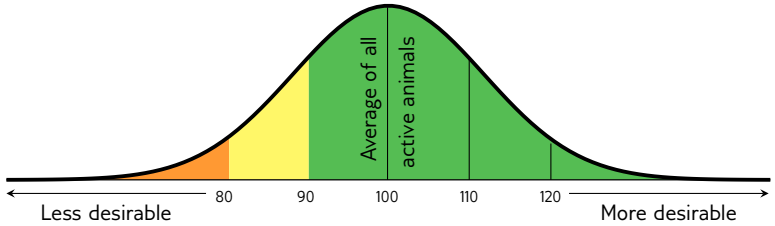

Average between 90 and 110

(Acceptable between 80 and 120)

© Compiled by the South African Stud Book and Livestock Improvement Association
All Pedigree- and Performance Data has been certified as correct

EXPLANATION OF BREEDING VALUES AND SELECTION VALUES

		Traits		Description/Measurement	Goal	General Guidelines						
							<80	<90	90-110	>110	>120	
Selection Values	5	**Cow Value**	CV	Combination of Calving Ease, Calf Growth, Milk, Maintenance and Fertility Values (Rand-Value)	Profitable Cow	Loss						Profit
	1	**Calving Ease Value**	CEV	Risk for calving problems (calf too heavy) vs calf too small	Average birth weight	High						Low
		Calf Growth Value	CGrV	Calf's genetic ability for pre-weaning growth	Heavy weaner calf	Light						Heavy
		Milk Value	MlkV	Cow's genetic mothering and milking ability	Enough milk for the calf	Less						More
	4	**Maintenance Value**	MntV	Maintenance requirements of cow (cow weight and milk)	Low cow maintenance	High					*	Low
	3	**Fertility Value**	FertV	Fertility and retention of cows and heifers	Fertile cows	Low						High
	2	**Weaner Calf Value**	WnCV	Combination of calf's weight and cow's milk	Heavy weaner calves	Light						Heavy
	6	**Growth Value**	GV	Efficient growth on veld and in feedlot (Rand-value)	Profitable growth	Loss						Profit
	7	**Carcass Value**	VarcV	Meat on carcass (Weight and RTU EBVs)	More meat on the carcass	Less						More
		Production Value	PV	Combination of Cow- and Growth values (Rand-value)	Profitable animals	Loss						Profit
Cow & Heifer	8	**Birth Weight Direct**	BD	Birth weight (Calf's genetic ability)	Average birth weight	Heavy						Light
		Birth Weight Maternal	BM	Birth weight (Cow's genetic ability)	Easy calving	Heavy						Light
	9	**Weaning Weight Direct**	WD	Weaning weight (Calf's genetic ability)	Heavy weaner calves	Light						Heavy
	10	**Weaning Weight Maternal**	WM	Weaning weight (Cow's genetic ability)	Good mothers	Poor						Good
	18	**Mature Cow Weight**	MW	Cow weight at weaning of first three calves	Average mature cow weight	Light				*	*	Heavy
		Cow-Calf Birth	CCB	EBV Birth Direct / EBV Mature Cow weight	Average	Low						High
		Cow-Calf Wean	CCW	EBV Wean Direct / EBV Mature Cow weight	High calf-cow ratio	Low						High
Fertility	12	**Heifer Fertility**	HF	Age at first calving	Fertile heifers	Less						More
	13	**Cow Fertility**	CF.E	First 3 inter-calving periods (ICPs)	Fertile cows	Less						More
	11	**Scrotal Circumference**	SC	Scrotal circumference as measured during the growth test	Fertile bulls	Less						More
	14	**Longevity**	LG	Retention of progeny	Acceptable progeny	Poor						Good
Growth & Frame	15	**Post-Wean Weight**	PWn	12- and 18 month weights	Good post-wean growth	Low					*	High
	16	**Average Daily Gain**	ADG	Average daily gain	Good growth	Poor						Good
	17	**Feed Conversion Ratio**	FCR	100g feed intake / g weight gain	Feed efficiency	Poor						Good
		Final Test Weight	FW	Final weight in the growth test	Heavy carcass	Light					*	Heavy
	19	**Height**	H	Shoulder / Hip height in growth test	Average height	Short						Tall
	20	**Length**	L	Length in growth test	Longer for more muscle	Short						Long
	24	**Length-Height Ratio**	LH	EBV Length / EBV Height	Longer rather than tall	<1						>1
Carcass	21	**Eye Muscle Area**	EMA	RTU measured eye muscle area	Bigger steaks	Small						Big
	22	**Fat Thickness**	Fat	RTU measured P8 backfat thickness	Carcass quality	Thin						Thick
	23	**Marbling**	Mar	RTU measured % of intra-muscular fat	Juicy meat	Low						High
		Dressing Percentage	D%	Carcass weight / Live weight	High dressing percentage	Low						High

* Determined by own selection goal

GENETIC VALUES - BUILDING BLOCKS

Calf and Mother			Fertility				Post-Wean Growth			Frame			Carcass		
Birth Dir.	Wean Dir.	Wean Mat.	Scrot. Circ.	Heifer Fert.	Cow Fert.	Longev.	Post Wean	ADG	FCR	Mature Weight	Height	Length	EMA	Fat	Mar
99	99	90	97	75	92	85	100	94	93	92	123	110	104	100	79
8	9	10	11	12	13	14	15	16	17	18	19	20	21	22	23

The Logix Selection Values are compiled of specific genetic building blocks, as indicated in the selection value descriptions on the previous page. These genetic building blocks are indicated in the catalogue by their Breeding Value Indices.

PHENOTYPIC VALUES

Wean Index	365D Index	540D Index	ADG Index	FCR Index	Scrotum	LH
109	104	105	122	117	327	1.22
			16	17	11	24

- Wean, 365D, 504D, ADG and FCR Indices - phenotypic index obtained within the animal's contemporary group
- Scrotum - adjusted scrotal circumference, in mm, as measured during the growth test
- Length-Height Ratio (LH) - the animal's length / height ratio as measured during the growth test

© Compiled by the South African Stud Book and Livestock Improvement Association
All Pedigree- and Performance Data has been certified as correct

BULLS

LOT 1 — HENTACOR BONSMARAS

HTC 200094
2020-04-23
SP

Parentage	Sire	Dam
DNA		
Genomic		

- HTC 170004
  - ABB 130238
    - ABB 100076 HH(c)
    - ABB 080060 — AGE/CALV. 14/11 — AVG. WI/CALV. 104/11
  - HTC 120094 — AGE/CALV. 10/7 — AVG. WI/CALV. 105/7 — ICP 404
    - AEJ 090020
    - HTC 080175 — AGE/CALV. 8/4 — AVG. WI/CALV. 98/4
- HTC 150120 — AGE/CALV. 7/5 — AVG. WI/CALV. 101/5 — ICP 368
  - LMR 100014
    - AG 030256
    - LMR 010186 — AGE/CALV. 14/11 — AVG. WI/CALV. 96/11
  - AEJ 080094 — AGE/CALV. 12/11 — AVG. WI/CALV. 105/11 — ICP 363
    - AEJ 030167
    - GID 000004 — AGE/CALV. 9/6 — AVG. WI/CALV. 90/6

Calving Ease Value	Weaner Calf Value	Fertility Value	Maintenance Value	Cow Value	Growth Value	Carcass Value
88	91	121	100	106	94	93

Calf and Mother			Fertility				Post-Wean Growth			Frame			Carcass		
Birth Dir.	Wean Dir.	Wean Mat.	Scr. Circ.	Heifer Fert.	Cow Fert.	Longev.	Post Wean	ADG	FCR	Mature Weight	Height	Length	EMA	Fat	Mar
93	91	118	84	115	113	116	94	95	93	97	90	97	90	88	98

Wean Index	365D Index	540D Index	ADG Index	FCR Index	Scrotum	LH
96	-	-	100	-	308	1.20

Myostatin	
Q204X	1
NT821	0
F94L	0

REMARKS:

LOGIX EBV Analysis: 2023-02-19

LOT 2 — THUSO GRAAN EDMS BPK

WVZ 200068
2020-06-21
SP

Parentage	Sire	Dam
DNA	✔	✔
Genomic		

- GJN 160006 HH(c)
  - AG 120062 HH(c)
    - AG 070742
    - AG 080435 — AGE/CALV. 13/9 — AVG. WI/CALV. 97/8
  - GJN 110001 — AGE/CALV. 11/8 — AVG. WI/CALV. 106/8 — ICP 415
    - VV 040046 HH(c)
    - GJN 060003 — AGE/CALV. 5/3 — AVG. WI/CALV. 102/3
- WVZ 120033 — AGE/CALV. 8/6 — AVG. WI/CALV. 101/6 — ICP 415
  - NFS 060100
    - DFP 030011
    - NFS 000004 — AGE/CALV. 13/10 — AVG. WI/CALV. 102/9
  - WVZ 010118 — AGE/CALV. 13/9 — AVG. WI/CALV. 104/8 — ICP 411
    - WVZ 930093
    - WVZ 980075 — AGE/CALV. 9/6 — AVG. WI/CALV. 94/4

Calving Ease Value	Weaner Calf Value	Fertility Value	Maintenance Value	Cow Value	Growth Value	Carcass Value
124	96	86	119	96	112	101

Calf and Mother			Fertility				Post-Wean Growth			Frame			Carcass		
Birth Dir.	Wean Dir.	Wean Mat.	Scr. Circ.	Heifer Fert.	Cow Fert.	Longev.	Post Wean	ADG	FCR	Mature Weight	Height	Length	EMA	Fat	Mar
123	85	97	120	85	84	110	88	105	105	84	90	92	90	121	121

Wean Index	365D Index	540D Index	ADG Index	FCR Index	Scrotum	LH
93	-	-	103	-	375	1.20

Myostatin	
Q204X	0
NT821	0
F94L	0

REMARKS:

LOGIX EBV Analysis: 2023-02-19

LOT 3 — HENTACOR BONSMARAS

HTC 200068
2020-04-03
SP

Parentage	Sire	Dam
DNA		
Genomic		

- HTC 140006
  - LMR 100014
    - AG 030256
    - LMR 010186 — AGE/CALV. 14/11 — AVG. WI/CALV. 96/11
  - HTC 050006 — AGE/CALV. 12/9 — AVG. WI/CALV. 108/9 — ICP 383
    - HTC 990018
    - HTC 020087 — AGE/CALV. 11/8 — AVG. WI/CALV. 95/8
- HTC 150095 — AGE/CALV. 7/5 — AVG. WI/CALV. 100/4 — ICP 402
  - AEJ 090102
    - AG 020251
    - AEJ 030059 — AGE/CALV. 10/8 — AVG. WI/CALV. 104/6
  - AEJ 080144 — AGE/CALV. 14/12 — AVG. WI/CALV. 103/11 — ICP 399
    - AG 020251
    - AEJ 010029 — AGE/CALV. 13/12 — AVG. WI/CALV. 101/12

Calving Ease Value	Weaner Calf Value	Fertility Value	Maintenance Value	Cow Value	Growth Value	Carcass Value
77	107	85	103	93	99	106

Calf and Mother			Fertility				Post-Wean Growth			Frame			Carcass		
Birth Dir.	Wean Dir.	Wean Mat.	Scr. Circ.	Heifer Fert.	Cow Fert.	Longev.	Post Wean	ADG	FCR	Mature Weight	Height	Length	EMA	Fat	Mar
82	112	105	108	82	84	114	109	104	106	95	89	105	119	87	100

Wean Index	365D Index	540D Index	ADG Index	FCR Index	Scrotum	LH
98	-	-	101	-	349	1.23

Myostatin	
Q204X	0
NT821	0
F94L	0

REMARKS:

LOGIX EBV Analysis: 2023-02-19

© Compiled by the South African Stud Book and Livestock Improvement Association
All Pedigree- and Performance Data has been certified as correct

BULLE

LOT 4 — *THUSO GRAAN EDMS BPK*

WVZ 200033 HH(c)
2020-04-24
SP

Oueskap	Vaar	Moer
DNS	✔	✔
Genomies	✔	

- GJN 160006 HH(c)
  - AG 120062 HH(c)
    - AG 070742
    - AG 080435 — OUD/KALW. 13/9, GEM. SI/KALW. 97/8
  - GJN 110001 — OUD/KALW. 11/8, GEM. SI/KALW. 106/8, TKP 415
    - VV 040046 HH(c)
    - GJN 060003 — OUD/KALW. 5/3, GEM. SI/KALW. 102/3
- WVZ 160016 — OUD/KALW. 5/2, GEM. SI/KALW. 104/2, TKP 351
  - NFS 110151
    - NFS 070163
    - NFS 080220 — OUD/KALW. 3/2, GEM. SI/KALW. 94/2
  - WVZ 130132 — OUD/KALW. 4/2, GEM. SI/KALW. 105/1, TKP 513
    - WVZ 100017
    - WVZ 060078 — OUD/KALW. 8/6, GEM. SI/KALW. 99/4

Geboortegemak Waarde	Speenkalf Waarde	Vrugbaarheids-waarde	Onderhouds-waarde	Koeiwaarde	Groei-waarde	Karkas-waarde
113	114	82	124	104	106	108

Kalf en Moeder			Vrugbaarheid				Na-Speen Groei			Raam			Karkas		
Geb. Dir.	Spn. Dir.	Spn. Mat.	Skr. Omtr.	Vers Vrugb.	Koei Vrugb.	Lankl.	Na-Speen	GDT	VOV	Volw. Gewig	Hoogte	Lengte	OSO	Vet	Mar
110	105	90	98	81	82	110	99	105	112	79	89	96	91	133	133

Spn. Indeks	365D Indeks	540D Indeks	GDT Indeks	VOV Indeks	Skrotum	LH
103	-	-	93	-	337	1.19

Miostatien	
Q204X	0
NT821	0
F94L	0

OPMERKINGS:

LOGIX EBV Analise: 2023-02-19

LOT 5 — *HENTACOR BONSMARAS*

HTC 200062
2020-03-31
SP

Oueskap	Vaar	Moer
DNS		
Genomies		

- HTC 140006
  - LMR 100014
    - AG 030256
    - LMR 010186 — OUD/KALW. 14/11, GEM. SI/KALW. 96/11
  - HTC 050006 — OUD/KALW. 12/9, GEM. SI/KALW. 108/9, TKP 383
    - HTC 990018
    - HTC 020087 — OUD/KALW. 11/8, GEM. SI/KALW. 95/8
- HTC 140042 — OUD/KALW. 9/5, GEM. SI/KALW. 102/5, TKP 399
  - AEJ 090102
    - AG 020251
    - AEJ 030059 — OUD/KALW. 10/8, GEM. SI/KALW. 104/6
  - HTC 030106 — OUD/KALW. 12/10, GEM. SI/KALW. 102/9, TKP 376

Geboortegemak Waarde	Speenkalf Waarde	Vrugbaarheids-waarde	Onderhouds-waarde	Koeiwaarde	Groei-waarde	Karkas-waarde
97	105	86	97	95	99	103

Kalf en Moeder			Vrugbaarheid				Na-Speen Groei			Raam			Karkas		
Geb. Dir.	Spn. Dir.	Spn. Mat.	Skr. Omtr.	Vers Vrugb.	Koei Vrugb.	Lankl.	Na-Speen	GDT	VOV	Volw. Gewig	Hoogte	Lengte	OSO	Vet	Mar
97	104	107	114	79	93	111	102	102	99	101	99	113	124	70	79

Spn. Indeks	365D Indeks	540D Indeks	GDT Indeks	VOV Indeks	Skrotum	LH
98	-	-	97	-	360	1.25

Miostatien	
Q204X	1
NT821	0
F94L	0

OPMERKINGS:

LOGIX EBV Analise: 2023-02-19

LOT 6 — *HENTACOR BONSMARAS*

HTC 200129
2020-10-10
SP

Oueskap	Vaar	Moer
DNS		
Genomies		

- GJG 150177 HH(c)
  - CRV 100159
    - PAD 060070
    - VBB 080011 — OUD/KALW. 6/4, GEM. SI/KALW. 95/4
  - JJC 100223 — OUD/KALW. 12/10, GEM. SI/KALW. 102/8, TKP 386
    - LPS 050077
    - JJC 070013 — OUD/KALW. 10/7, GEM. SI/KALW. 100/7
- HTC 100146 — OUD/KALW. 12/10, GEM. SI/KALW. 105/8, TKP 394
  - THE 070112
    - FCT 980063
    - THE 050023 — OUD/KALW. 15/13, GEM. SI/KALW. 91/13
  - HTC 080022 — OUD/KALW. 10/8, GEM. SI/KALW. 90/7, TKP 415
    - VV 030379
    - PMB 990302 — OUD/KALW. 8/6, GEM. SI/KALW. 95/4

Geboortegemak Waarde	Speenkalf Waarde	Vrugbaarheids-waarde	Onderhouds-waarde	Koeiwaarde	Groei-waarde	Karkas-waarde
72	140	92	92	119	142	151

Kalf en Moeder			Vrugbaarheid				Na-Speen Groei			Raam			Karkas		
Geb. Dir.	Spn. Dir.	Spn. Mat.	Skr. Omtr.	Vers Vrugb.	Koei Vrugb.	Lankl.	Na-Speen	GDT	VOV	Volw. Gewig	Hoogte	Lengte	OSO	Vet	Mar
68	143	109	137	86	95	110	154	152	132	106	123	131	124	118	89

Spn. Indeks	365D Indeks	540D Indeks	GDT Indeks	VOV Indeks	Skrotum	LH
109	-	-	131	-	345	1.19

Miostatien	
Q204X	0
NT821	0
F94L	0

OPMERKINGS:

LOGIX EBV Analise: 2023-02-19

BULLS

LOT 7 — *THUSO GRAAN EDMS BPK*

WVZ 200055
2020-05-20
SP

Parentage	Sire	Dam
DNA	✔	✔
Genomic		

- GJN 160006 HH(c)
  - AG 120062 HH(c)
    - AG 070742
    - AG 080435 — AGE/CALV. 13/9, AVG. WI/CALV. 97/8
  - GJN 110001 — AGE/CALV. 11/8, AVG. WI/CALV. 106/8, ICP 415
    - VV 040046 HH(c)
    - GJN 060003 — AGE/CALV. 5/3, AVG. WI/CALV. 102/3
- WVZ 150104 — AGE/CALV. 5/3, AVG. WI/CALV. 90/4, ICP 381
  - AEJ 090020
    - AG 020251
    - AEJ 010076 — AGE/CALV. 10/7, AVG. WI/CALV. 100/7
  - WVZ 970045 — AGE/CALV. 19/16, AVG. WI/CALV. 109/16, ICP 393
    - AG 930242
    - WVZ 930060 — AGE/CALV. 6/5, AVG. WI/CALV. 105/5

Calving Ease Value	Weaner Calf Value	Fertility Value	Maintenance Value	Cow Value	Growth Value	Carcass Value
120	102	89	96	100	111	107

Calf and Mother			Fertility				Post-Wean Growth			Frame			Carcass		
Birth Dir.	Wean Dir.	Wean Mat.	Scr. Circ.	Heifer Fert.	Cow Fert.	Longev.	Post Wean	ADG	FCR	Mature Weight	Height	Length	EMA	Fat	Mar
118	93	109	138	89	90	107	96	109	106	102	89	104	104	107	98

Wean Index	365D Index	540D Index	ADG Index	FCR Index	Scrotum	LH
102	-	-	91	-	394	1.23

Myostatin	
Q204X	0
NT821	0
F94L	0

REMARKS: In kudde gebruik

LOGIX EBV Analysis: 2023-02-19

LOT 8 — *THUSO GRAAN EDMS BPK*

WVZ 200058
2020-05-29
SP

Parentage	Sire	Dam
DNA	✔	✔
Genomic		

- GJN 130201 HH(c)
  - CSW 080100
    - LAR 000084
    - CSW 020055 — AGE/CALV. 12/10, AVG. WI/CALV. 105/10
  - GJN 110025 — AGE/CALV. 7/5, AVG. WI/CALV. 109/4, ICP 414
    - VV 040046 HH(c)
    - GJN 060001 — AGE/CALV. 6/4, AVG. WI/CALV. 93/4
- WVZ 140060 — AGE/CALV. 8/6, AVG. WI/CALV. 102/6, ICP 381
  - FCT 100193
    - FCT 070046
    - FCT 030084 — AGE/CALV. 10/7, AVG. WI/CALV. 100/6
  - WVZ 110034 — AGE/CALV. 5/4, AVG. WI/CALV. 98/3, ICP 363
    - MJG 040071 P
    - WVZ 070084 — AGE/CALV. 6/4, AVG. WI/CALV. 89/3

Calving Ease Value	Weaner Calf Value	Fertility Value	Maintenance Value	Cow Value	Growth Value	Carcass Value
92	106	119	112	117	107	101

Calf and Mother			Fertility				Post-Wean Growth			Frame			Carcass		
Birth Dir.	Wean Dir.	Wean Mat.	Scr. Circ.	Heifer Fert.	Cow Fert.	Longev.	Post Wean	ADG	FCR	Mature Weight	Height	Length	EMA	Fat	Mar
93	101	108	113	121	102	113	103	107	102	89	91	101	118	83	98

Wean Index	365D Index	540D Index	ADG Index	FCR Index	Scrotum	LH
97	-	-	115	-	345	1.22

Myostatin	
Q204X	0
NT821	0
F94L	0

REMARKS:

LOGIX EBV Analysis: 2023-02-19

LOT 9 — *HENTACOR BONSMARAS*

HTC 200031
2020-03-16
SP

Parentage	Sire	Dam
DNA		
Genomic		

- HTC 140006
  - LMR 100014
    - AG 030256
    - LMR 010186 — AGE/CALV. 14/11, AVG. WI/CALV. 96/11
  - HTC 050006 — AGE/CALV. 12/9, AVG. WI/CALV. 108/9, ICP 383
    - HTC 990018
    - HTC 020087 — AGE/CALV. 11/8, AVG. WI/CALV. 95/8
- HDE 080032 — AGE/CALV. 14/12, AVG. WI/CALV. 102/12, ICP 376
  - ALF 040021
    - T 000038
    - ALF 980013 — AGE/CALV. 12/8, AVG. WI/CALV. 107/7
  - HDE 050226 — AGE/CALV. 15/13, AVG. WI/CALV. 93/11, ICP 383
    - HDE 010092
    - HDE 000085 — AGE/CALV. 7/4, AVG. WI/CALV. 94/5

Calving Ease Value	Weaner Calf Value	Fertility Value	Maintenance Value	Cow Value	Growth Value	Carcass Value
83	105	92	95	96	95	103

Calf and Mother			Fertility				Post-Wean Growth			Frame			Carcass		
Birth Dir.	Wean Dir.	Wean Mat.	Scr. Circ.	Heifer Fert.	Cow Fert.	Longev.	Post Wean	ADG	FCR	Mature Weight	Height	Length	EMA	Fat	Mar
84	107	110	94	80	106	109	105	103	104	102	90	98	111	97	73

Wean Index	365D Index	540D Index	ADG Index	FCR Index	Scrotum	LH
106	-	-	106	-	329	1.22

Myostatin	
Q204X	1
NT821	0
F94L	0

REMARKS:

LOGIX EBV Analysis: 2023-02-19

© Compiled by the South African Stud Book and Livestock Improvement Association
All Pedigree- and Performance Data has been certified as correct

BULLE

LOT 10 — *HENTACOR BONSMARAS*

HTC 200098
2020-04-28
SP

Ouerskap	Vaar	Moer
DNS		
Genomies		

- GJG 150177 HH(c)
  - CRV 100159
    - PAD 060070
    - VBB 080011 — OUD/KALW. 6/4, GEM. SI/KALW. 95/4
  - JJC 100223 — OUD/KALW. 12/10, GEM. SI/KALW. 102/8, TKP 386
    - LPS 050077
    - JJC 070013 — OUD/KALW. 10/7, GEM. SI/KALW. 100/7
- AEJ 080144 — OUD/KALW. 14/12, GEM. SI/KALW. 103/11, TKP 399
  - AG 020251
    - AG 980338
    - AG 950206 — OUD/KALW. 17/13, GEM. SI/KALW. 109/11
  - AEJ 010029 — OUD/KALW. 13/12, GEM. SI/KALW. 101/12, TKP 366
    - GBS 950019
    - KDJ 970022 — OUD/KALW. 7/5, GEM. SI/KALW. 100/5

Geboortegemak Waarde	Speenkalf Waarde	Vrugbaarheids-waarde	Onderhouds-waarde	Koeiwaarde	Groei-waarde	Karkas-waarde
75	128	93	96	111	129	131

Kalf en Moeder			Vrugbaarheid				Na-Speen Groei			Raam			Karkas		
Geb. Dir.	Spn. Dir.	Spn. Mat.	Skr. Omtr.	Vers Vrugb.	Koei Vrugb.	Lankl.	Na-Speen	GDT	VOV	Volw. Gewig	Hoogte	Lengte	OSO	Vet	Mar
76	131	108	131	92	83	118	135	124	114	101	108	115	127	93	102

Spn. Indeks	365D Indeks	540D Indeks	GDT Indeks	VOV Indeks	Skrotum	LH
109	-	-	115	-	362	1.19

Miostatien	
Q204X	0
NT821	0
F94L	0

OPMERKINGS:

LOGIX EBV Analise: 2023-02-19

LOT 11 — *THUSO GRAAN EDMS BPK*

WVZ 200005
2020-04-05
SP

Ouerskap	Vaar	Moer
DNS	✔	✔
Genomies		

- GJN 130201 HH(c)
  - CSW 080100
    - LAR 000084
    - CSW 020055 — OUD/KALW. 12/10, GEM. SI/KALW. 105/10
  - GJN 110025 — OUD/KALW. 7/5, GEM. SI/KALW. 109/4, TKP 414
    - VV 040046 HH(c)
    - GJN 060001 — OUD/KALW. 6/4, GEM. SI/KALW. 93/4
- WVZ 170040 — OUD/KALW. 5/3, GEM. SI/KALW. 100/2, TKP 365
  - WVZ 150004 HH(c)
    - LMR 100014
    - WVZ 120008 — OUD/KALW. 5/2, GEM. SI/KALW. 100/2
  - WVZ 150014 — OUD/KALW. 8/5, GEM. SI/KALW. 100/5, TKP 417
    - PHR 100023
    - WVZ 120109 — OUD/KALW. 4/1, GEM. SI/KALW. 108/1

Geboortegemak Waarde	Speenkalf Waarde	Vrugbaarheids-waarde	Onderhouds-waarde	Koeiwaarde	Groei-waarde	Karkas-waarde
126	96	114	119	115	89	88

Kalf en Moeder			Vrugbaarheid				Na-Speen Groei			Raam			Karkas		
Geb. Dir.	Spn. Dir.	Spn. Mat.	Skr. Omtr.	Vers Vrugb.	Koei Vrugb.	Lankl.	Na-Speen	GDT	VOV	Volw. Gewig	Hoogte	Lengte	OSO	Vet	Mar
138	78	112	83	119	96	110	77	92	96	83	86	94	96	77	117

Spn. Indeks	365D Indeks	540D Indeks	GDT Indeks	VOV Indeks	Skrotum	LH
101	-	-	94	-	312	1.23

Miostatien	
Q204X	0
NT821	0
F94L	0

OPMERKINGS:

LOGIX EBV Analise: 2023-02-19

LOT 12 — *THUSO GRAAN EDMS BPK*

WVZ 200115
2020-11-16
SP

Ouerskap	Vaar	Moer
DNS	✔	✔
Genomies		

- GJN 130201 HH(c)
  - CSW 080100
    - LAR 000084
    - CSW 020055 — OUD/KALW. 12/10, GEM. SI/KALW. 105/10
  - GJN 110025 — OUD/KALW. 7/5, GEM. SI/KALW. 109/4, TKP 414
    - VV 040046 HH(c)
    - GJN 060001 — OUD/KALW. 6/4, GEM. SI/KALW. 93/4
- FCT 100163 — OUD/KALW. 11/10, GEM. SI/KALW. 95/10, TKP 365
  - WAT 070039
    - WAT 025025
    - WAT 040135 — OUD/KALW. 15/12, GEM. SI/KALW. 96/10
  - FCT 020093 — OUD/KALW. 12/10, GEM. SI/KALW. 97/9, TKP 378
    - HJL 980003
    - FCT 950025 — OUD/KALW. 12/9, GEM. SI/KALW. 93/8

Geboortegemak Waarde	Speenkalf Waarde	Vrugbaarheids-waarde	Onderhouds-waarde	Koeiwaarde	Groei-waarde	Karkas-waarde
108	87	111	98	99	102	89

Kalf en Moeder			Vrugbaarheid				Na-Speen Groei			Raam			Karkas		
Geb. Dir.	Spn. Dir.	Spn. Mat.	Skr. Omtr.	Vers Vrugb.	Koei Vrugb.	Lankl.	Na-Speen	GDT	VOV	Volw. Gewig	Hoogte	Lengte	OSO	Vet	Mar
108	89	96	95	117	96	107	92	102	101	101	98	95	108	64	84

Spn. Indeks	365D Indeks	540D Indeks	GDT Indeks	VOV Indeks	Skrotum	LH
99	-	-	114	-	337	1.18

Miostatien	
Q204X	0
NT821	0
F94L	0

OPMERKINGS:

LOGIX EBV Analise: 2023-02-19

BULLS

LOT 13 — *HENTACOR BONSMARAS*

HTC 200067
2020-04-03
SP

Parentage	Sire	Dam
DNA		
Genomic		

- HTC 140066
  - AG 050263
    - AG 030256
    - AG 950255 (AGE/CALV. 18/13; AVG. WI/CALV. 105/12)
  - HTC 100110 (AGE/CALV. 7/5; AVG. WI/CALV. 107/4; ICP 373)
    - THE 070112
    - HTC 070138 (AGE/CALV. 13/11; AVG. WI/CALV. 98/11)
- HTC 150113 (AGE/CALV. 7/5; AVG. WI/CALV. 108/5; ICP 371)
  - HTC 120001
    - JMP 050276
    - HTC 030207 (AGE/CALV. 18/17; AVG. WI/CALV. 102/16)
  - HTC 120361 (AGE/CALV. 6/3; AVG. WI/CALV. 93/3; ICP 477)
    - AEJ 100029
    - AEJ 060141 (AGE/CALV. 7/5; AVG. WI/CALV. 104/5)

Calving Ease Value	Weaner Calf Value	Fertility Value	Maintenance Value	Cow Value	Growth Value	Carcass Value
77	126	102	74	112	130	134

Calf and Mother			Fertility				Post-Wean Growth			Frame			Carcass		
Birth Dir.	Wean Dir.	Wean Mat.	Scr. Circ.	Heifer Fert.	Cow Fert.	Longev.	Post Wean	ADG	FCR	Mature Weight	Height	Length	EMA	Fat	Mar
80	136	103	108	97	103	111	144	133	118	131	113	126	151	95	104

Wean Index	365D Index	540D Index	ADG Index	FCR Index	Scrotum	LH
109	-	-	99	-	332	1.22

Myostatin	
Q204X	1
NT821	0
F94L	0

REMARKS:

LOGIX EBV Analysis: 2023-02-19

LOT 14 — *HENTACOR BONSMARAS*

HTC 200086
2020-04-09
SP

Parentage	Sire	Dam
DNA		
Genomic		

- HTC 140006
  - LMR 100014
    - AG 030256
    - LMR 010186 (AGE/CALV. 14/11; AVG. WI/CALV. 96/11)
  - HTC 050006 (AGE/CALV. 12/9; AVG. WI/CALV. 108/9; ICP 383)
    - HTC 990018
    - HTC 020087 (AGE/CALV. 11/8; AVG. WI/CALV. 95/8)
- HTC 160179 (AGE/CALV. 6/4; AVG. WI/CALV. 96/3; ICP 431)
  - HDE 120190
    - JPL 090094
    - HDE 080015 (AGE/CALV. 9/7; AVG. WI/CALV. 107/6)
  - HTC 100129 (AGE/CALV. 12/10; AVG. WI/CALV. 102/9; ICP 383)
    - THE 070112
    - HTC 080012 (AGE/CALV. 8/5; AVG. WI/CALV. 106/5)

Calving Ease Value	Weaner Calf Value	Fertility Value	Maintenance Value	Cow Value	Growth Value	Carcass Value
101	92	97	119	96	82	84

Calf and Mother			Fertility				Post-Wean Growth			Frame			Carcass		
Birth Dir.	Wean Dir.	Wean Mat.	Scr. Circ.	Heifer Fert.	Cow Fert.	Longev.	Post Wean	ADG	FCR	Mature Weight	Height	Length	EMA	Fat	Mar
103	88	101	100	91	96	114	83	86	90	84	84	87	101	84	88

Wean Index	365D Index	540D Index	ADG Index	FCR Index	Scrotum	LH
90	-	-	92	-	342	1.16

Myostatin	
Q204X	0
NT821	0
F94L	0

REMARKS: Geskik om verse mee te open

LOGIX EBV Analysis: 2023-02-19

LOT 15 — *THUSO GRAAN EDMS BPK*

WVZ 200021 HH(c)
2020-04-18
SP

Parentage	Sire	Dam
DNA	✔	✔
Genomic	✔	

- GJN 160006 HH(c)
  - AG 120062 HH(c)
    - AG 070742
    - AG 080435 (AGE/CALV. 13/9; AVG. WI/CALV. 97/8)
  - GJN 110001 (AGE/CALV. 11/8; AVG. WI/CALV. 106/8; ICP 415)
    - VV 040046 HH(c)
    - GJN 060003 (AGE/CALV. 5/3; AVG. WI/CALV. 102/3)
- WVZ 160062 (AGE/CALV. 6/4; AVG. WI/CALV. 100/4; ICP 364)
  - GJN 110074
    - DFP 060208 P
    - GJN 080107 (AGE/CALV. 10/7; AVG. WI/CALV. 94/7)
  - WVZ 090055 (AGE/CALV. 13/11; AVG. WI/CALV. 104/9; ICP 365)
    - WAT 040068
    - WVZ 050042 (AGE/CALV. 7/5; AVG. WI/CALV. 107/4)

Calving Ease Value	Weaner Calf Value	Fertility Value	Maintenance Value	Cow Value	Growth Value	Carcass Value
114	107	109	115	116	111	107

Calf and Mother			Fertility				Post-Wean Growth			Frame			Carcass		
Birth Dir.	Wean Dir.	Wean Mat.	Scr. Circ.	Heifer Fert.	Cow Fert.	Longev.	Post Wean	ADG	FCR	Mature Weight	Height	Length	EMA	Fat	Mar
113	92	111	101	103	97	126	101	110	109	87	84	95	86	120	117

Wean Index	365D Index	540D Index	ADG Index	FCR Index	Scrotum	LH
99	-	-	105	-	333	1.22

Myostatin	
Q204X	0
NT821	0
F94L	0

REMARKS: Geskik om verse mee te open, In kudde gebruik

LOGIX EBV Analysis: 2023-02-19

BULLE

LOT 16 *THUSO GRAAN EDMS BPK*

WVZ 200006 HH(c)
2020-04-05
SP

Ouerskap	Vaar	Moer
DNS	✔	✔
Genomies	✔	

- WVZ 170052 HH(c)
  - WVZ 140090
    - JMP 050276
    - WVZ 070049 (OUD/KALW. 8/6, GEM. SI/KALW. 95/4)
  - WVZ 130138 (OUD/KALW. 6/4, GEM. SI/KALW. 93/3, TKP 487)
    - FCT 100193
    - WVZ 070077 (OUD/KALW. 10/7, GEM. SI/KALW. 101/5)
- WVZ 160072 (OUD/KALW. 6/4, GEM. SI/KALW. 103/4, TKP 375)
  - NFS 110151
    - NFS 070163
    - NFS 080220 (OUD/KALW. 3/2, GEM. SI/KALW. 94/2)
  - WVZ 100060 (OUD/KALW. 11/8, GEM. SI/KALW. 106/8, TKP 437)
    - HFN 040124
    - WVZ 070049 (OUD/KALW. 8/6, GEM. SI/KALW. 95/4)

Geboortegemak Waarde	Speenkalf Waarde	Vrugbaarheids-waarde	Onderhouds-waarde	Koeiwaarde	Groei-waarde	Karkas-waarde
90	122	96	77	108	118	131

Kalf en Moeder			Vrugbaarheid				Na-Speen Groei			Raam			Karkas		
Geb. Dir.	Spn. Dir.	Spn. Mat.	Skr. Omtr.	Vers Vrugb.	Koei Vrugb.	Lankl.	Na-Speen	GDT	VOV	Volw. Gewig	Hoogte	Lengte	OSO	Vet	Mar
89	128	102	121	87	104	109	130	126	118	128	125	127	133	98	109

Spn. Indeks	365D Indeks	540D Indeks	GDT Indeks	VOV Indeks	Skrotum	LH
115	-	-	100	-	339	1.23

Miostatien	
Q204X	0
NT821	0
F94L	0

OPMERKINGS:

LOGIX EBV Analise: 2023-02-19

LOT 17 *HENTACOR BONSMARAS*

HTC 200136
2020-10-15
SP

Ouerskap	Vaar	Moer
DNS		
Genomies		

- HTC 140006
  - LMR 100014
    - AG 030256
    - LMR 010186 (OUD/KALW. 14/11, GEM. SI/KALW. 96/11)
  - HTC 050006 (OUD/KALW. 12/9, GEM. SI/KALW. 108/9, TKP 383)
    - HTC 990018
    - HTC 020087 (OUD/KALW. 11/8, GEM. SI/KALW. 95/8)
- HTC 160052 (OUD/KALW. 6/4, GEM. SI/KALW. 99/3, TKP 378)
  - HTC 120001
    - JMP 050276
    - HTC 030207 (OUD/KALW. 18/17, GEM. SI/KALW. 102/16)
  - NFS 120055 (OUD/KALW. 9/7, GEM. SI/KALW. 98/6, TKP 357)
    - NFS 080168
    - NFS 040013 (OUD/KALW. 8/6, GEM. SI/KALW. 103/6)

Geboortegemak Waarde	Speenkalf Waarde	Vrugbaarheids-waarde	Onderhouds-waarde	Koeiwaarde	Groei-waarde	Karkas-waarde
85	87	107	102	90	91	95

Kalf en Moeder			Vrugbaarheid				Na-Speen Groei			Raam			Karkas		
Geb. Dir.	Spn. Dir.	Spn. Mat.	Skr. Omtr.	Vers Vrugb.	Koei Vrugb.	Lankl.	Na-Speen	GDT	VOV	Volw. Gewig	Hoogte	Lengte	OSO	Vet	Mar
87	102	80	96	102	108	108	100	92	89	97	71	90	114	78	93

Spn. Indeks	365D Indeks	540D Indeks	GDT Indeks	VOV Indeks	Skrotum	LH
107	-	-	105	-	332	1.22

Miostatien	
Q204X	1
NT821	0
F94L	0

OPMERKINGS:

LOGIX EBV Analise: 2023-02-19

LOT 18 *HENTACOR BONSMARAS*

HTC 200143
2020-10-19
SP

Ouerskap	Vaar	Moer
DNS		
Genomies		

- HTC 140006
  - LMR 100014
    - AG 030256
    - LMR 010186 (OUD/KALW. 14/11, GEM. SI/KALW. 96/11)
  - HTC 050006 (OUD/KALW. 12/9, GEM. SI/KALW. 108/9, TKP 383)
    - HTC 990018
    - HTC 020087 (OUD/KALW. 11/8, GEM. SI/KALW. 95/8)
- AEJ 070182 (OUD/KALW. 13/12, GEM. SI/KALW. 105/10, TKP 365)
  - AG 020275
    - AG 960184
    - AG 930259 (OUD/KALW. 11/7, GEM. SI/KALW. 104/6)
  - AEJ 030037 (OUD/KALW. 10/7, GEM. SI/KALW. 97/7, TKP 364)
    - AEJ 000017
    - AEJ 970031 (OUD/KALW. 12/8, GEM. SI/KALW. 105/8)

Geboortegemak Waarde	Speenkalf Waarde	Vrugbaarheids-waarde	Onderhouds-waarde	Koeiwaarde	Groei-waarde	Karkas-waarde
96	96	109	89	100	108	103

Kalf en Moeder			Vrugbaarheid				Na-Speen Groei			Raam			Karkas		
Geb. Dir.	Spn. Dir.	Spn. Mat.	Skr. Omtr.	Vers Vrugb.	Koei Vrugb.	Lankl.	Na-Speen	GDT	VOV	Volw. Gewig	Hoogte	Lengte	OSO	Vet	Mar
98	102	100	95	103	112	104	100	109	104	110	105	104	99	100	85

Spn. Indeks	365D Indeks	540D Indeks	GDT Indeks	VOV Indeks	Skrotum	LH
97	-	-	107	-	317	1.17

Miostatien	
Q204X	0
NT821	0
F94L	0

OPMERKINGS: Geskik om verse mee te open

LOGIX EBV Analise: 2023-02-19

© Compiled by the South African Stud Book and Livestock Improvement Association
All Pedigree- and Performance Data has been certified as correct

BULLS

LOT 19 — *THUSO GRAAN EDMS BPK*

WVZ 200044 HH(c)
2020-05-03
SP

Parentage	Sire	Dam
DNA	✔	✔
Genomic	✔	

- GJN 130201 HH(c)
  - CSW 080100
    - LAR 000084
    - CSW 020055 — AGE/CALV. 12/10, AVG. WI/CALV. 105/10
  - GJN 110025 — AGE/CALV. 7/5, AVG. WI/CALV. 109/4, ICP 414
    - VV 040046 HH(c)
    - GJN 060001 — AGE/CALV. 6/4, AVG. WI/CALV. 93/4
- WVZ 140111 — AGE/CALV. 8/6, AVG. WI/CALV. 117/6, ICP 369
  - GJN 110074
    - DFP 060208 P
    - GJN 080107 — AGE/CALV. 10/7, AVG. WI/CALV. 94/7
  - WVZ 110053 — AGE/CALV. 5/4, AVG. WI/CALV. 111/3, ICP 360
    - HFN 040124
    - WVZ 000002 — AGE/CALV. 13/10, AVG. WI/CALV. 109/10

Calving Ease Value	Weaner Calf Value	Fertility Value	Maintenance Value	Cow Value	Growth Value	Carcass Value
105	134	116	76	134	126	133

Calf and Mother			Fertility				Post-Wean Growth			Frame			Carcass		
Birth Dir.	Wean Dir.	Wean Mat.	Scr. Circ.	Heifer Fert.	Cow Fert.	Longev.	Post Wean	ADG	FCR	Mature Weight	Height	Length	EMA	Fat	Mar
104	126	122	119	108	108	121	126	125	117	127	111	125	123	113	139

Wean Index	365D Index	540D Index	ADG Index	FCR Index	Scrotum	LH
114	-	-	115	-	333	1.24

Myostatin	
Q204X	0
NT821	0
F94L	0

REMARKS: In kudde gebruik

LOGIX EBV Analysis: 2023-02-19

LOT 20 — *THUSO GRAAN EDMS BPK*

WVZ 200024
2020-04-20
SP

Parentage	Sire	Dam
DNA	✔	✔
Genomic		

- GJN 160006 HH(c)
  - AG 120062 HH(c)
    - AG 070742
    - AG 080435 — AGE/CALV. 13/9, AVG. WI/CALV. 97/8
  - GJN 110001 — AGE/CALV. 11/8, AVG. WI/CALV. 106/8, ICP 415
    - VV 040046 HH(c)
    - GJN 060003 — AGE/CALV. 5/3, AVG. WI/CALV. 102/3
- WVZ 090049 — AGE/CALV. 13/10, AVG. WI/CALV. 97/11, ICP 389
  - WAT 060283
    - WAT 020086
    - WAT 030010 — AGE/CALV. 7/5, AVG. WI/CALV. 102/4
  - WVZ 070022 — AGE/CALV. 3/1, AVG. WI/CALV. 100/1, ICP -
    - GJN 030098
    - WVZ 040082 — AGE/CALV. 3/1, AVG. WI/CALV. 107/1

Calving Ease Value	Weaner Calf Value	Fertility Value	Maintenance Value	Cow Value	Growth Value	Carcass Value
133	97	91	123	101	100	92

Calf and Mother			Fertility				Post-Wean Growth			Frame			Carcass		
Birth Dir.	Wean Dir.	Wean Mat.	Scr. Circ.	Heifer Fert.	Cow Fert.	Longev.	Post Wean	ADG	FCR	Mature Weight	Height	Length	EMA	Fat	Mar
130	85	88	92	89	91	109	86	98	100	80	84	87	74	101	107

Wean Index	365D Index	540D Index	ADG Index	FCR Index	Scrotum	LH
95	-	-	98	-	338	1.20

Myostatin	
Q204X	0
NT821	0
F94L	0

REMARKS: Geskik om verse mee te open

LOGIX EBV Analysis: 2023-02-19

LOT 21 — *HENTACOR BONSMARAS*

HTC 200185
2020-11-06
SP

Parentage	Sire	Dam
DNA		
Genomic		

- GJG 150177 HH(c)
  - CRV 100159
    - PAD 060070
    - VBB 080011 — AGE/CALV. 6/4, AVG. WI/CALV. 95/4
  - JJC 100223 — AGE/CALV. 12/10, AVG. WI/CALV. 102/8, ICP 386
    - LPS 050077
    - JJC 070013 — AGE/CALV. 10/7, AVG. WI/CALV. 100/7
- HTC 150003 — AGE/CALV. 7/5, AVG. WI/CALV. 97/4, ICP 375
  - HTC 110039
    - LMR 030096
    - HTC 010087 — AGE/CALV. 14/11, AVG. WI/CALV. 104/11
  - HTC 120014 — AGE/CALV. 4/1, AVG. WI/CALV. 104/1, ICP -
    - JMP 040111
    - HTC 010074 — AGE/CALV. 16/13, AVG. WI/CALV. 97/12

Calving Ease Value	Weaner Calf Value	Fertility Value	Maintenance Value	Cow Value	Growth Value	Carcass Value
83	118	83	104	98	124	129

Calf and Mother			Fertility				Post-Wean Growth			Frame			Carcass		
Birth Dir.	Wean Dir.	Wean Mat.	Scr. Circ.	Heifer Fert.	Cow Fert.	Longev.	Post Wean	ADG	FCR	Mature Weight	Height	Length	EMA	Fat	Mar
79	122	93	130	84	86	101	127	129	113	95	116	121	120	102	124

Wean Index	365D Index	540D Index	ADG Index	FCR Index	Scrotum	LH
95	-	-	113	-	359	1.21

Myostatin	
Q204X	0
NT821	0
F94L	0

REMARKS:

LOGIX EBV Analysis: 2023-02-19

BULLE

LOT 22 — *HENTACOR BONSMARAS*

HTC 200141
2020-10-18
SP

Ouerskap	Vaar	Moer
DNS		
Genomies		

- GJG 150177 HH(c)
  - CRV 100159
    - PAD 060070
    - VBB 080011 (OUD/KALW. 6/4; GEM. SI/KALW. 95/4)
  - JJC 100223 (OUD/KALW. 12/10; GEM. SI/KALW. 102/8; TKP 386)
    - LPS 050077
    - JJC 070013 (OUD/KALW. 10/7; GEM. SI/KALW. 100/7)
- AEJ 080094 (OUD/KALW. 12/11; GEM. SI/KALW. 105/11; TKP 363)
  - AEJ 030167
    - AEJ 970106
    - AEJ 000041 (OUD/KALW. 13/10; GEM. SI/KALW. 108/10)
  - GID 000004 (OUD/KALW. 9/6; GEM. SI/KALW. 90/6; TKP 377)
    - AVZ 950035
    - GID L 0007 (OUD/KALW. 15/12; GEM. SI/KALW. 102/11)

Geboortegemak Waarde	Speenkalf Waarde	Vrugbaarheids-waarde	Onderhouds-waarde	Koeiwaarde	Groei-waarde	Karkas-waarde
78	126	106	96	119	124	129

Kalf en Moeder			Vrugbaarheid				Na-Speen Groei			Raam			Karkas		
Geb. Dir.	Spn. Dir.	Spn. Mat.	Skr. Omtr.	Vers Vrugb.	Koei Vrugb.	Lankl.	Na-Speen	GDT	VOV	Volw. Gewig	Hoogte	Lengte	OSO	Vet	Mar
76	123	117	140	96	113	107	137	132	122	102	129	126	130	111	83

Spn. Indeks	365D Indeks	540D Indeks	GDT Indeks	VOV Indeks	Skrotum	LH
109	-	-	108	-	367	1.17

Miostatien	
Q204X	0
NT821	0
F94L	0

OPMERKINGS:

LOGIX EBV Analise: 2023-02-19

LOT 23 — *THUSO GRAAN EDMS BPK*

JG 180039 HH(c)
2018-03-04
SP

Ouerskap	Vaar	Moer
DNS		
Genomies		

- JG 140880
  - JG 120034
    - JG 090024
    - JG 090085 (OUD/KALW. 9/7; GEM. SI/KALW. 100/7)
  - JG 120578 (OUD/KALW. 4/1; GEM. SI/KALW. 110/1; TKP -)
    - JG 090024
    - JG 090496 (OUD/KALW. 8/2; GEM. SI/KALW. 112/2)
- JG 150400 (OUD/KALW. 6/3; GEM. SI/KALW. 108/3; TKP 488)
  - VV 120139 HH(c)
    - VV 090089
    - VV 090475 (OUD/KALW. 13/11; GEM. SI/KALW. 110/9)
  - JG 120456 (OUD/KALW. 6/4; GEM. SI/KALW. 96/4; TKP 449)
    - VV 090446
    - JG 100581 (OUD/KALW. 5/3; GEM. SI/KALW. 101/3)

Geboortegemak Waarde	Speenkalf Waarde	Vrugbaarheids-waarde	Onderhouds-waarde	Koeiwaarde	Groei-waarde	Karkas-waarde
106	125	85	104	113	114	121

Kalf en Moeder			Vrugbaarheid				Na-Speen Groei			Raam			Karkas		
Geb. Dir.	Spn. Dir.	Spn. Mat.	Skr. Omtr.	Vers Vrugb.	Koei Vrugb.	Lankl.	Na-Speen	GDT	VOV	Volw. Gewig	Hoogte	Lengte	OSO	Vet	Mar
112	114	115	104	93	82	97	117	114	105	94	101	115	122	110	115

Spn. Indeks	365D Indeks	540D Indeks	GDT Indeks	VOV Indeks	Skrotum	LH
118	-	-	108	-	326	1.25

Miostatien	
Q204X	0
NT821	0
F94L	0

OPMERKINGS: In kudde gebruik

LOGIX EBV Analise: 2023-02-19

LOT 24 — *THUSO GRAAN EDMS BPK*

WVZ 200011
2020-04-13
SP

Ouerskap	Vaar	Moer
DNS	✔	✔
Genomies		

- GJN 160006 HH(c)
  - AG 120062 HH(c)
    - AG 070742
    - AG 080435 (OUD/KALW. 13/9; GEM. SI/KALW. 97/8)
  - GJN 110001 (OUD/KALW. 11/8; GEM. SI/KALW. 106/8; TKP 415)
    - VV 040046 HH(c)
    - GJN 060003 (OUD/KALW. 5/3; GEM. SI/KALW. 102/3)
- WVZ 150042 (OUD/KALW. 7/5; GEM. SI/KALW. 108/5; TKP 419)
  - WVZ 100017
    - MMJ 030209
    - WVZ 050054 (OUD/KALW. 17/14; GEM. SI/KALW. 93/15)
  - AEJ 080233 (OUD/KALW. 13/11; GEM. SI/KALW. 102/10; TKP 363)
    - KHR 000012
    - AEJ 030169 (OUD/KALW. 10/6; GEM. SI/KALW. 107/6)

Geboortegemak Waarde	Speenkalf Waarde	Vrugbaarheids-waarde	Onderhouds-waarde	Koeiwaarde	Groei-waarde	Karkas-waarde
92	120	92	102	112	123	125

Kalf en Moeder			Vrugbaarheid				Na-Speen Groei			Raam			Karkas		
Geb. Dir.	Spn. Dir.	Spn. Mat.	Skr. Omtr.	Vers Vrugb.	Koei Vrugb.	Lankl.	Na-Speen	GDT	VOV	Volw. Gewig	Hoogte	Lengte	OSO	Vet	Mar
94	111	122	112	86	94	113	119	126	120	95	108	115	101	120	111

Spn. Indeks	365D Indeks	540D Indeks	GDT Indeks	VOV Indeks	Skrotum	LH
97	-	-	114	-	336	1.23

Miostatien	
Q204X	0
NT821	0
F94L	0

OPMERKINGS:

LOGIX EBV Analise: 2023-02-19

BULLS

LOT 25 — *HENTACOR BONSMARAS*

HTC 200173
2020-11-02
SP

Parentage	Sire	Dam
DNA		
Genomic		

- GJG 150177 HH(c)
  - CRV 100159
    - PAD 060070
    - VBB 080011 (AGE/CALV. 6/4, AVG. WI/CALV. 95/4)
  - JJC 100223 (AGE/CALV. 12/10, AVG. WI/CALV. 102/8, ICP 386)
    - LPS 050077
    - JJC 070013 (AGE/CALV. 10/7, AVG. WI/CALV. 100/7)
- HTC 160074 (AGE/CALV. 7/5, AVG. WI/CALV. 95/4, ICP 371)
  - HTC 120001
    - JMP 050276
    - HTC 030207 (AGE/CALV. 18/17, AVG. WI/CALV. 102/16)
  - HTC 100043 (AGE/CALV. 13/10, AVG. WI/CALV. 93/10, ICP 383)
    - VV 030379
    - HTC 070037 (AGE/CALV. 3/1, AVG. WI/CALV. 92/1)

Calving Ease Value	Weaner Calf Value	Fertility Value	Maintenance Value	Cow Value	Growth Value	Carcass Value
94	115	105	94	109	136	137

Calf and Mother			Fertility				Post-Wean Growth			Frame			Carcass		
Birth Dir.	Wean Dir.	Wean Mat.	Scr. Circ.	Heifer Fert.	Cow Fert.	Longev.	Post Wean	ADG	FCR	Mature Weight	Height	Length	EMA	Fat	Mar
91	130	70	130	100	102	111	143	138	115	107	111	121	119	134	79

Wean Index	365D Index	540D Index	ADG Index	FCR Index	Scrotum	LH
117	-	-	121	-	343	1.21

Myostatin	
Q204X	0
NT821	0
F94L	0

REMARKS:

LOGIX EBV Analysis: 2023-02-19

LOT 26 — *HENTACOR BONSMARAS*

HTC 200176
2020-11-02
SP

Parentage	Sire	Dam
DNA		
Genomic		

- GJG 150177 HH(c)
  - CRV 100159
    - PAD 060070
    - VBB 080011 (AGE/CALV. 6/4, AVG. WI/CALV. 95/4)
  - JJC 100223 (AGE/CALV. 12/10, AVG. WI/CALV. 102/8, ICP 386)
    - LPS 050077
    - JJC 070013 (AGE/CALV. 10/7, AVG. WI/CALV. 100/7)
- HTC 150110 (AGE/CALV. 5/3, AVG. WI/CALV. 112/3, ICP 477)
  - HTC 120198 HH(c)
    - AEJ 090020
    - HTC 040020 (AGE/CALV. 15/12, AVG. WI/CALV. 97/10)
  - HTC 130027 (AGE/CALV. 9/7, AVG. WI/CALV. 104/6, ICP 424)
    - LAR 070037
    - AEJ 080144 (AGE/CALV. 14/12, AVG. WI/CALV. 103/11)

Calving Ease Value	Weaner Calf Value	Fertility Value	Maintenance Value	Cow Value	Growth Value	Carcass Value
71	136	86	94	113	138	142

Calf and Mother			Fertility				Post-Wean Growth			Frame			Carcass		
Birth Dir.	Wean Dir.	Wean Mat.	Scr. Circ.	Heifer Fert.	Cow Fert.	Longev.	Post Wean	ADG	FCR	Mature Weight	Height	Length	EMA	Fat	Mar
65	136	117	138	85	82	112	148	149	132	103	126	127	134	79	79

Wean Index	365D Index	540D Index	ADG Index	FCR Index	Scrotum	LH
107	-	-	126	-	337	1.15

Myostatin	
Q204X	0
NT821	0
F94L	0

REMARKS:

LOGIX EBV Analysis: 2023-02-19

LOT 27 — *THUSO GRAAN EDMS BPK*

WVZ 200054 HH(c)
2020-05-13
SP

Parentage	Sire	Dam
DNA	✔	✔
Genomic	✔	

- GJN 160006 HH(c)
  - AG 120062 HH(c)
    - AG 070742
    - AG 080435 (AGE/CALV. 13/9, AVG. WI/CALV. 97/8)
  - GJN 110001 (AGE/CALV. 11/8, AVG. WI/CALV. 106/8, ICP 415)
    - VV 040046 HH(c)
    - GJN 060003 (AGE/CALV. 5/3, AVG. WI/CALV. 102/3)
- WVZ 080011 (AGE/CALV. 14/12, AVG. WI/CALV. 95/11, ICP 388)
  - MMJ 030209
    - MMJ 010105
    - MMJ 000270 (AGE/CALV. 8/5, AVG. WI/CALV. 98/5)
  - WVZ 050056 (AGE/CALV. 9/6, AVG. WI/CALV. 104/5, ICP 387)
    - PER 000077
    - WVZ 000002 (AGE/CALV. 13/10, AVG. WI/CALV. 109/10)

Calving Ease Value	Weaner Calf Value	Fertility Value	Maintenance Value	Cow Value	Growth Value	Carcass Value
108	109	89	114	103	110	108

Calf and Mother			Fertility				Post-Wean Growth			Frame			Carcass		
Birth Dir.	Wean Dir.	Wean Mat.	Scr. Circ.	Heifer Fert.	Cow Fert.	Longev.	Post Wean	ADG	FCR	Mature Weight	Height	Length	EMA	Fat	Mar
105	101	100	93	82	94	112	101	110	114	88	101	99	86	134	95

Wean Index	365D Index	540D Index	ADG Index	FCR Index	Scrotum	LH
91	-	-	99	-	322	1.16

Myostatin	
Q204X	0
NT821	0
F94L	0

REMARKS:

LOGIX EBV Analysis: 2023-02-19

© Compiled by the South African Stud Book and Livestock Improvement Association
All Pedigree- and Performance Data has been certified as correct

BULLE

LOT 28 — *THUSO GRAAN EDMS BPK*

WVZ 200065
2020-06-10
SP

Ouerskap	Vaar	Moer
DNS	✔	✔
Genomies		

- GJG 150177 HH(c)
  - CRV 100159
    - PAD 060070
    - VBB 080011 — OUD/KALW. 6/4, GEM. SI/KALW. 95/4
  - JJC 100223 — OUD/KALW. 12/10, GEM. SI/KALW. 102/8, TKP 386
    - LPS 050077
    - JJC 070013 — OUD/KALW. 10/7, GEM. SI/KALW. 100/7
- WVZ 130032 — OUD/KALW. 9/7, GEM. SI/KALW. 111/7, TKP 407
  - PHR 100023
    - PHR 030036
    - PHR 070227 — OUD/KALW. 7/5, GEM. SI/KALW. 104/5
  - WVZ 110037 — OUD/KALW. 11/8, GEM. SI/KALW. 99/8, TKP 414
    - HFN 040124
    - WVZ 040077 — OUD/KALW. 7/5, GEM. SI/KALW. 108/5

Geboortegemak Waarde	Speenkalf Waarde	Vrugbaarheids-waarde	Onderhouds-waarde	Koeiwaarde	Groei-waarde	Karkas-waarde
71	149	107	85	135	151	154

Kalf en Moeder			Vrugbaarheid				Na-Speen Groei			Raam			Karkas		
Geb. Dir.	Spn. Dir.	Spn. Mat.	Skr. Omtr.	Vers Vrugb.	Koei Vrugb.	Lankl.	Na-Speen	GDT	VOV	Volw. Gewig	Hoogte	Lengte	OSO	Vet	Mar
55	148	123	144	99	106	115	160	153	126	114	131	143	151	100	81

Spn. Indeks	365D Indeks	540D Indeks	GDT Indeks	VOV Indeks	Skrotum	LH
117	-	-	127	-	348	1.27

Miostatien	
Q204X	0
NT821	0
F94L	0

OPMERKINGS:

LOGIX EBV Analise: 2023-02-19

LOT 29 — *HENTACOR BONSMARAS*

HTC 200055
2020-03-30
SP

Ouerskap	Vaar	Moer
DNS		
Genomies		

- HTC 140066
  - AG 050263
    - AG 030256
    - AG 950255 — OUD/KALW. 18/13, GEM. SI/KALW. 105/12
  - HTC 100110 — OUD/KALW. 7/5, GEM. SI/KALW. 107/4, TKP 373
    - THE 070112
    - HTC 070138 — OUD/KALW. 13/11, GEM. SI/KALW. 98/11
- HTC 140164 — OUD/KALW. 7/4, GEM. SI/KALW. 91/3, TKP 415
  - LMR 030096
    - AG 950204
    - LMR 960116 — OUD/KALW. 9/7, GEM. SI/KALW. 103/4
  - HTC 100129 — OUD/KALW. 12/10, GEM. SI/KALW. 102/9, TKP 383
    - THE 070112
    - HTC 080012 — OUD/KALW. 8/5, GEM. SI/KALW. 106/5

Geboortegemak Waarde	Speenkalf Waarde	Vrugbaarheids-waarde	Onderhouds-waarde	Koeiwaarde	Groei-waarde	Karkas-waarde
80	113	86	95	95	123	121

Kalf en Moeder			Vrugbaarheid				Na-Speen Groei			Raam			Karkas		
Geb. Dir.	Spn. Dir.	Spn. Mat.	Skr. Omtr.	Vers Vrugb.	Koei Vrugb.	Lankl.	Na-Speen	GDT	VOV	Volw. Gewig	Hoogte	Lengte	OSO	Vet	Mar
81	125	87	110	84	92	102	129	123	116	104	111	114	149	80	110

Spn. Indeks	365D Indeks	540D Indeks	GDT Indeks	VOV Indeks	Skrotum	LH
96	-	-	117	-	340	1.17

Miostatien	
Q204X	1
NT821	0
F94L	0

OPMERKINGS:

LOGIX EBV Analise: 2023-02-19

LOT 30 — *HENTACOR BONSMARAS*

HTC 200154
2020-10-25
SP

Ouerskap	Vaar	Moer
DNS		
Genomies		

- GJG 150177 HH(c)
  - CRV 100159
    - PAD 060070
    - VBB 080011 — OUD/KALW. 6/4, GEM. SI/KALW. 95/4
  - JJC 100223 — OUD/KALW. 12/10, GEM. SI/KALW. 102/8, TKP 386
    - LPS 050077
    - JJC 070013 — OUD/KALW. 10/7, GEM. SI/KALW. 100/7
- HTC 170073 — OUD/KALW. 6/4, GEM. SI/KALW. 107/3, TKP 369
  - HTC 130026
    - AEJ 090020
    - HTC 090048 — OUD/KALW. 7/5, GEM. SI/KALW. 92/4
  - HTC 130020 — OUD/KALW. 10/7, GEM. SI/KALW. 107/7, TKP 393
    - PER 070112
    - HTC 100123 — OUD/KALW. 12/10, GEM. SI/KALW. 102/9

Geboortegemak Waarde	Speenkalf Waarde	Vrugbaarheids-waarde	Onderhouds-waarde	Koeiwaarde	Groei-waarde	Karkas-waarde
78	136	84	87	110	125	142

Kalf en Moeder			Vrugbaarheid				Na-Speen Groei			Raam			Karkas		
Geb. Dir.	Spn. Dir.	Spn. Mat.	Skr. Omtr.	Vers Vrugb.	Koei Vrugb.	Lankl.	Na-Speen	GDT	VOV	Volw. Gewig	Hoogte	Lengte	OSO	Vet	Mar
67	139	106	138	74	94	111	144	138	127	113	124	127	130	105	110

Spn. Indeks	365D Indeks	540D Indeks	GDT Indeks	VOV Indeks	Skrotum	LH
119	-	-	105	-	329	1.18

Miostatien	
Q204X	0
NT821	0
F94L	0

OPMERKINGS:

LOGIX EBV Analise: 2023-02-19

© Compiled by the South African Stud Book and Livestock Improvement Association
All Pedigree- and Performance Data has been certified as correct

BULLS

LOT 31 — *THUSO GRAAN EDMS BPK*

WVZ 200028
2020-04-22
SP

Parentage	Sire	Dam
DNA	✔	✔
Genomic		

- GJG 150177 HH(c)
  - CRV 100159
    - PAD 060070
    - VBB 080011 (AGE/CALV. 6/4, AVG. WI/CALV. 95/4)
  - JJC 100223 (AGE/CALV. 12/10, AVG. WI/CALV. 102/8, ICP 386)
    - LPS 050077
    - JJC 070013 (AGE/CALV. 10/7, AVG. WI/CALV. 100/7)
- WVZ 150117 (AGE/CALV. 7/5, AVG. WI/CALV. 99/5, ICP 356)
  - AEJ 090020
    - AG 020251
    - AEJ 010076 (AGE/CALV. 10/7, AVG. WI/CALV. 100/7)
  - WVZ 090055 (AGE/CALV. 13/11, AVG. WI/CALV. 104/9, ICP 365)
    - WAT 040068
    - WVZ 050042 (AGE/CALV. 7/5, AVG. WI/CALV. 107/4)

Calving Ease Value	Weaner Calf Value	Fertility Value	Maintenance Value	Cow Value	Growth Value	Carcass Value
73	128	96	83	112	141	148

Calf and Mother			Fertility				Post-Wean Growth			Frame			Carcass		
Birth Dir.	Wean Dir.	Wean Mat.	Scr. Circ.	Heifer Fert.	Cow Fert.	Longev.	Post Wean	ADG	FCR	Mature Weight	Height	Length	EMA	Fat	Mar
67	132	116	128	85	100	115	147	144	122	117	125	133	118	134	118

Wean Index	365D Index	540D Index	ADG Index	FCR Index	Scrotum	LH
104	-	-	119	-	320	1.21

Myostatin	
Q204X	0
NT821	0
F94L	0

REMARKS:

LOGIX EBV Analysis: 2023-02-19

LOT 32 — *THUSO GRAAN EDMS BPK*

WVZ 200082
2020-09-16
SP

Parentage	Sire	Dam
DNA	✔	✔
Genomic		

- PER 140014 HH(c)
  - ABB 090196
    - FCT 040185
    - HFN 000011 (AGE/CALV. 14/12, AVG. WI/CALV. 97/11)
  - PER 000115 (AGE/CALV. 14/10, AVG. WI/CALV. 105/9, ICP 432)
    - AG J 0008
    - PER 940074 (AGE/CALV. 10/8, AVG. WI/CALV. 111/7)
- PHR 100017 (AGE/CALV. 10/8, AVG. WI/CALV. 92/8, ICP 419)
  - PHR 030036
    - RCO 980037
    - PHR L 0144 (AGE/CALV. 14/10, AVG. WI/CALV. 108/8)
  - PHR 060033 (AGE/CALV. 9/6, AVG. WI/CALV. 98/6, ICP 449)
    - HJL 960168
    - PHR 030054 (AGE/CALV. 8/4, AVG. WI/CALV. 105/4)

Calving Ease Value	Weaner Calf Value	Fertility Value	Maintenance Value	Cow Value	Growth Value	Carcass Value
102	109	96	108	105	116	110

Calf and Mother			Fertility				Post-Wean Growth			Frame			Carcass		
Birth Dir.	Wean Dir.	Wean Mat.	Scr. Circ.	Heifer Fert.	Cow Fert.	Longev.	Post Wean	ADG	FCR	Mature Weight	Height	Length	EMA	Fat	Mar
102	109	92	108	97	96	102	113	114	118	92	109	103	118	90	114

Wean Index	365D Index	540D Index	ADG Index	FCR Index	Scrotum	LH
100	-	-	111	-	339	1.21

Myostatin	
Q204X	0
NT821	0
F94L	0

REMARKS:

LOGIX EBV Analysis: 2023-02-19

LOT 33 — *HENTACOR BONSMARAS*

HTC 200093
2020-04-23
SP

Parentage	Sire	Dam
DNA		
Genomic		

- HTC 140066
  - AG 050263
    - AG 030256
    - AG 950255 (AGE/CALV. 18/13, AVG. WI/CALV. 105/12)
  - HTC 100110 (AGE/CALV. 7/5, AVG. WI/CALV. 107/4, ICP 373)
    - THE 070112
    - HTC 070138 (AGE/CALV. 13/11, AVG. WI/CALV. 98/11)
- HTC 130109 (AGE/CALV. 9/7, AVG. WI/CALV. 97/7, ICP 356)
  - JMP 050276
    - MNE 010013
    - JMP 960137 (AGE/CALV. 10/7, AVG. WI/CALV. 103/6)
  - AEJ 080037 (AGE/CALV. 11/9, AVG. WI/CALV. 103/8, ICP 367)
    - KHR 000012
    - AEJ 020163 (AGE/CALV. 14/10, AVG. WI/CALV. 97/9)

Calving Ease Value	Weaner Calf Value	Fertility Value	Maintenance Value	Cow Value	Growth Value	Carcass Value
84	123	99	83	111	120	128

Calf and Mother			Fertility				Post-Wean Growth			Frame			Carcass		
Birth Dir.	Wean Dir.	Wean Mat.	Scr. Circ.	Heifer Fert.	Cow Fert.	Longev.	Post Wean	ADG	FCR	Mature Weight	Height	Length	EMA	Fat	Mar
84	131	98	92	91	105	108	131	123	110	119	117	129	151	91	146

Wean Index	365D Index	540D Index	ADG Index	FCR Index	Scrotum	LH
112	-	-	96	-	305	1.24

Myostatin	
Q204X	1
NT821	0
F94L	0

REMARKS:

LOGIX EBV Analysis: 2023-02-19

BULLE

LOT 34 — *HENTACOR BONSMARAS*

HTC 200112
2020-06-12
SP

Ouerskap	Vaar	Moer
DNS		
Genomies		

- GJG 150177 HH(c)
  - CRV 100159
    - PAD 060070
    - VBB 080011 (OUD/KALW. 6/4, GEM. SI/KALW. 95/4)
  - JJC 100223 (OUD/KALW. 12/10, GEM. SI/KALW. 102/8, TKP 386)
    - LPS 050077
    - JJC 070013 (OUD/KALW. 10/7, GEM. SI/KALW. 100/7)
- HTC 090140 (OUD/KALW. 11/8, GEM. SI/KALW. 119/7, TKP 420)
  - HTC 050155
    - HTC 990018
    - CEF 960106 (OUD/KALW. 10/7, GEM. SI/KALW. 101/5)
  - HTC 040101 (OUD/KALW. 6/4, GEM. SI/KALW. 102/4, TKP 451)
    - AG 970005
    - HTC 980046 (OUD/KALW. 12/9, GEM. SI/KALW. 103/8)

Geboortegemak Waarde	Speenkalf Waarde	Vrugbaarheids-waarde	Onderhouds-waarde	Koeiwaarde	Groei-waarde	Karkas-waarde
78	142	95	87	123	145	148

Kalf en Moeder			Vrugbaarheid				Na-Speen Groei			Raam			Karkas		
Geb. Dir.	Spn. Dir.	Spn. Mat.	Skr. Omtr.	Vers Vrugb.	Koei Vrugb.	Lankl.	Na-Speen	GDT	VOV	Volw. Gewig	Hoogte	Lengte	OSO	Vet	Mar
77	138	122	136	88	102	105	142	138	113	112	133	137	132	116	122

Spn. Indeks	365D Indeks	540D Indeks	GDT Indeks	VOV Indeks	Skrotum	LH
136	-	-	120	-	334	1.19

Miostatien	
Q204X	0
NT821	0
F94L	0

OPMERKINGS:

LOGIX EBV Analise: 2023-02-19

LOT 35 — *THUSO GRAAN EDMS BPK*

WVZ 200099
2020-09-28
SP

Ouerskap	Vaar	Moer
DNS	✔	✔
Genomies		

- GJN 170105 HH(c)
  - GJN 130273 HH(c)
    - AG 100384
    - GJN 060046 (OUD/KALW. 13/11, GEM. SI/KALW. 105/10)
  - GJN 090198 (OUD/KALW. 13/11, GEM. SI/KALW. 103/10, TKP 366)
    - VV 040046 HH(c)
    - GJN 060057 (OUD/KALW. 11/9, GEM. SI/KALW. 93/9)
- WVZ 150049 (OUD/KALW. 7/6, GEM. SI/KALW. 103/5, TKP 363)
  - PHR 100023
    - PHR 030036
    - PHR 070227 (OUD/KALW. 7/5, GEM. SI/KALW. 104/5)
  - WVZ 120139 (OUD/KALW. 5/3, GEM. SI/KALW. 115/2, TKP 425)
    - AEJ 090094
    - WVZ 100006 (OUD/KALW. 6/4, GEM. SI/KALW. 97/3)

Geboortegemak Waarde	Speenkalf Waarde	Vrugbaarheids-waarde	Onderhouds-waarde	Koeiwaarde	Groei-waarde	Karkas-waarde
108	113	110	111	121	96	99

Kalf en Moeder			Vrugbaarheid				Na-Speen Groei			Raam			Karkas		
Geb. Dir.	Spn. Dir.	Spn. Mat.	Skr. Omtr.	Vers Vrugb.	Koei Vrugb.	Lankl.	Na-Speen	GDT	VOV	Volw. Gewig	Hoogte	Lengte	OSO	Vet	Mar
105	97	121	87	106	105	113	93	90	88	90	92	105	69	140	79

Spn. Indeks	365D Indeks	540D Indeks	GDT Indeks	VOV Indeks	Skrotum	LH
96	-	-	103	-	326	1.26

Miostatien	
Q204X	0
NT821	0
F94L	0

OPMERKINGS: Geskik om verse mee te open

LOGIX EBV Analise: 2023-02-19

LOT 36 — *THUSO GRAAN EDMS BPK*

WVZ 200126
2020-12-07
SP

Ouerskap	Vaar	Moer
DNS	✔	✔
Genomies		

- GJN 130201 HH(c)
  - CSW 080100
    - LAR 000084
    - CSW 020055 (OUD/KALW. 12/10, GEM. SI/KALW. 105/10)
  - GJN 110025 (OUD/KALW. 7/5, GEM. SI/KALW. 109/4, TKP 414)
    - VV 040046 HH(c)
    - GJN 060001 (OUD/KALW. 6/4, GEM. SI/KALW. 93/4)
- WVZ 170110 (OUD/KALW. 4/2, GEM. SI/KALW. 107/1, TKP 486)
  - WVZ 140090
    - JMP 050276
    - WVZ 070049 (OUD/KALW. 8/6, GEM. SI/KALW. 95/4)
  - WVZ 120033 (OUD/KALW. 8/6, GEM. SI/KALW. 101/6, TKP 415)
    - NFS 060100
    - WVZ 010118 (OUD/KALW. 13/9, GEM. SI/KALW. 104/8)

Geboortegemak Waarde	Speenkalf Waarde	Vrugbaarheids-waarde	Onderhouds-waarde	Koeiwaarde	Groei-waarde	Karkas-waarde
95	102	91	94	96	108	104

Kalf en Moeder			Vrugbaarheid				Na-Speen Groei			Raam			Karkas		
Geb. Dir.	Spn. Dir.	Spn. Mat.	Skr. Omtr.	Vers Vrugb.	Koei Vrugb.	Lankl.	Na-Speen	GDT	VOV	Volw. Gewig	Hoogte	Lengte	OSO	Vet	Mar
97	103	107	119	95	84	108	102	108	104	104	103	105	89	103	148

Spn. Indeks	365D Indeks	540D Indeks	GDT Indeks	VOV Indeks	Skrotum	LH
107	-	-	110	-	361	1.18

Miostatien	
Q204X	0
NT821	0
F94L	0

OPMERKINGS: Geskik om verse mee te open

LOGIX EBV Analise: 2023-02-19

Bonsmara SA Cattle Breeders' Society

© Compiled by the South African Stud Book and Livestock Improvement Association
All Pedigree- and Performance Data has been certified as correct

Dier Info				Actual Values						Expected Breeding Values											Indices			Dam		
LOT	Animal ID	Sex	SEC	Birth Wt (kg)	205d Wt (kg)	CCB *Ratio*	CCW *Ratio*	Length Height *Ratio*	Scr. Circ. *(mm)*	Birth Dir (kg)	Birth Mat (kg)	Wean Dir (kg)	Wean Mat (kg)	Post Wean (kg)	Mature Weight. (kg)	ADG (g/d)	FCR (kg:kg)	Scr. Circ. (mm)	Height. (mm)	Length (mm)	Wean	ADG	Scr. Circ.	Avg. Wean Index	Nr. Calves	Repr. Index
			Breed Average							1.06	-0.22	14.3	3.8	23	10	105	-48	11.5								
			Auction Average	40	250	5.59	42.7	1.21	339	1.78	-0.09	20.0	5.2	38	11	189	-68	19.7	5	30	104	108	113	102	6.0	109
1	HTC 200094	M	SP	44	218	-	42.6	1.20	308	1.83	0.59	10.1	8.7	20.7	6.9	80	-36	1.3	-7	11	96	100	84	101	5	113
2	WVZ 200068	M	SP	30	238	4.19	24.5	1.20	375	-1.36	-0.51	7.6	2.9	16.8	-7.5	132	-58	24.4	-7	6	93	103	120	101	6	108
3	HTC 200068	M	SP	46	237	-	48.1	1.23	349	2.91	0.70	19.5	5.1	31.6	4.4	126	-59	16.5	-8	23	98	101	108	100	5	108
4	WVZ 200033	M	SP	32	263	4.94	42.3	1.19	337	-0.01	-0.72	16.7	0.9	25.2	-13.2	130	-71	10	-7	10	103	93	98	104	2	98
5	HTC 200062	M	SP	40	232	-	46.9	1.25	360	1.32	-0.10	16.2	5.7	27.6	11.2	115	-47	20.4	1	32	98	97	114	102	5	108
6	HTC 200129	M	SP	48	256	-	49.6	1.19	345	4.45	0.46	33.6	6.2	67.8	16.5	360	-109	35.4	20	56	109	131	137	105	10	111
7	WVZ 200055	M	SP	28	258	4.49	36.1	1.23	394	-0.79	-0.63	11.0	6.5	23.4	11.6	148	-59	36	-7	20	102	91	138	90	3	110
8	WVZ 200058	M	SP	39	258	5.87	37.7	1.22	345	1.78	0.00	15.0	6.2	28.3	-2.0	138	-53	20.1	-6	17	97	115	113	102	6	111
9	HTC 200031	M	SP	46	239	-	49.3	1.22	329	2.72	-0.01	17.6	6.5	30.0	12.4	121	-56	7.7	-7	13	106	106	94	102	12	112
10	HTC 200098	M	SP	47	245	-	42.7	1.19	362	3.54	0.19	28.2	5.9	53.1	11.5	224	-75	31.1	8	36	109	115	131	103	12	111
11	WVZ 200005	M	SP	21	247	3.82	47.6	1.23	312	-2.95	-0.38	4.5	7.3	9.2	-9.1	65	-41	.6	-10	8	101	94	83	100	3	111
12	WVZ 200115	M	SP	36	237	5.85	35.6	1.18	337	0.24	-0.29	9.5	2.8	20.6	10.4	116	-51	8	-0	10	99	114	95	95	10	118
13	HTC 200067	M	SP	44	258	-	45.4	1.22	332	3.12	0.44	30.6	4.7	60.0	44.2	267	-84	16.9	12	50	109	99	108	108	5	113
14	HTC 200086	M	SP	38	201	-	40.6	1.16	342	0.74	0.09	8.8	4.0	12.5	-8.0	37	-29	11.8	-12	-1	90	92	100	96	4	108
15	WVZ 200021	M	SP	38	261	6.61	46	1.22	333	-0.31	-0.49	10.9	6.9	27.1	-4.5	156	-65	12.2	-12	9	99	105	101	100	4	112
16	WVZ 200006	M	SP	36	294	5	44.8	1.23	339	2.21	-0.25	26.9	4.5	49.9	40.6	232	-82	25.2	22	51	115	100	121	103	4	110
17	HTC 200136	M	SP	44	211	-	43.9	1.22	332	2.41	0.22	15.4	-1.9	24.5	7.1	67	-28	9.2	-22	3	107	105	96	99	4	112
18	HTC 200143	M	SP	39	223	-	44.9	1.17	317	1.22	0.28	15.3	3.8	25.4	21.4	149	-56	8.2	6	21	97	107	95	105	12	118
19	WVZ 200044	M	SP	28	284	3.37	35.3	1.24	333	0.59	-0.27	26.0	10.0	47.8	39.4	231	-80	23.7	10	49	114	115	119	117	6	113
20	WVZ 200024	M	SP	32	245	4.49	36.7	1.20	338	-2.10	-0.81	7.6	0.5	16.2	-12.4	94	-49	6.1	-12	-2	95	98	92	97	10	107
21	HTC 200185	M	SP	45	228	-	43.4	1.21	359	3.28	-0.79	24.2	1.9	47.7	4.0	248	-73	31	14	43	95	113	130	97	5	111
22	HTC 200141	M	SP	44	254	-	-	1.17	367	3.60	-0.47	24.9	8.7	55.3	11.6	265	-90	37.4	25	50	109	108	140	105	11	115
23	JG 180039	M	SP	35	274	-	-	1.25	326	-0.16	0.65	20.4	7.9	39.5	3.0	175	-59	14.3	2	35	118	108	104	108	3	100
24	WVZ 200011	M	SP	39	257	6.28	41	1.23	336	1.66	0.21	19.4	10.1	40.3	4.6	232	-87	19.5	8	36	97	114	112	108	5	106
25	HTC 200173	M	SP	39	222	-	39.3	1.21	343	1.99	-0.65	27.6	-4.8	59.6	17.6	294	-77	30.6	10	43	117	121	130	95	5	113

© Compiled by the South African Stud Book and Livestock Improvement Association
All Pedigree- and Performance Data has been certified as correct

Dier Info				Werklike Syfers						Verwagte Teelwaardes											Indekse			Moeder		
LOT	Dier ID	Geslag	AFD	Geb. Gewig (kg)	205d Gewig (kg)	KKG *Verh.*	KKS *Verh.*	Lengte Hoogte *Verh.*	Skr. Omtr. *(mm)*	Geb Dir (kg)	Geb Mat (kg)	Spn Dir (kg)	Spn Mat (kg)	Na-Spn (kg)	Volw. Gewig (kg)	GDT (g/d)	VOV (kg:kg)	Skr. Omtr. (mm)	Hoogte (mm)	Lengte (mm)	Spn.	GDT	Skr. Omtr.	Gem. Spn. Indeks	Aant. Kalw.	Repr. Indeks
		Ras Gemiddeld								1.06	-0.22	14.3	3.8	23	10	105	-48	11.5								
		Aanbod Gemiddeld		40	250	5.59	42.7	1.21	339	1.78	-0.09	20.0	5.2	38	11	189	-68	19.7	5	30	104	108	113	102	6.0	109
26	HTC 200176	M	SP	49	255	-	51.8	1.15	337	4.78	0.67	30.5	8.7	62.3	13.5	345	-110	35.6	23	50	107	126	138	112	3	100
27	WVZ 200054	M	SP	38	243	5.84	38.8	1.16	322	0.54	-0.72	14.9	3.8	27.2	-3.1	156	-76	7.1	2	15	91	99	93	95	12	111
28	WVZ 200065	M	SP	50	312	7.87	43.9	1.27	348	5.83	0.73	35.8	10.3	71.9	25.6	368	-98	39.9	27	71	117	127	144	111	7	109
29	HTC 200055	M	SP	45	220	-	47.5	1.17	340	3.02	0.12	25.5	0.1	47.9	14.0	220	-79	18	10	34	96	117	110	91	4	99
30	HTC 200154	M	SP	46	272	-	50.4	1.18	329	4.54	-0.42	32.0	5.5	60.5	24.4	293	-101	36	21	51	119	105	138	107	4	112
31	WVZ 200028	M	SP	46	279	6.74	40.4	1.21	320	4.57	0.40	28.8	8.4	61.7	28.9	322	-91	29.3	22	58	104	119	128	99	5	114
32	WVZ 200082	M	SP	37	224	5.97	-	1.21	339	0.83	-0.21	18.3	1.4	35.8	1.1	173	-82	16.8	9	20	100	111	108	92	8	105
33	HTC 200093	M	SP	45	265	-	46.3	1.24	305	2.75	-0.22	28.4	3.3	50.2	31.2	217	-68	6.4	15	53	112	96	92	97	7	114
34	HTC 200112	M	SP	43	291	-	40.1	1.19	334	3.50	-0.31	31.2	10.1	59.3	22.7	295	-74	34.9	29	64	136	120	136	119	8	104
35	WVZ 200099	M	SP	40	252	7.6	51.5	1.26	326	0.53	-0.77	12.9	9.6	21.4	-1.6	55	-26	3.3	-5	23	96	103	87	103	6	115
36	WVZ 200126	M	SP	40	258	6.16	34.5	1.18	361	1.41	0.02	15.6	5.8	27.7	14.0	143	-56	24	4	22	107	110	119	107	2	88

© Compiled by the South African Stud Book and Livestock Improvement Association
All Pedigree- and Performance Data has been certified as correct

EXPLANATION OF CATALOGUE ABBREVIATIONS		VERDUIDELIKING VAN KATALOGUS AFKORTINGS	
Lot Number	LOT	LOT	Lot Nommer
Estimated breeding value	EBV	EBV	Beraamde teelwaarde
Parentage verification	Parentage	Ouerskap	Ouerskap verifikasie
Age in years / Number of calvings	AGE. / CALV.	OUD. / KALF.	Ouderdom in jaar / Aantal kalwings
Average Wean index / Number of calves weaned	Ave WI / CALV.	GEM SI / KALF.	Gemiddelde speen indeks / Aantal kalwers gespeen
Animal identification number	ID	ID	Dier se identifikasie nommer
Herd Book Section	SEC	AFD	Kuddeboek Afdeling
Herd Book Section: Pending Registration	PEN	PEN	Kuddeboek Afdeling: Wag vir Registrasie
Herd Book Section: Not for Registration	NFR	NFR	Kuddeboek Afdeling: Nie vir Registrasie
Herd Book Section: Foundation Generation	FO	FO	Kuddeboek Afdeling: Fondasie Generasie
Herd Book Section: Appendix A	A	A	Kuddeboek Afdeling: Aanhangsel A
Herd Book Section: Appendix B	B	B	Kuddeboek Afdeling: Aanhangsel B
Herd Book Section: Studbook Proper, a registered animal	SP	SP	Kuddeboek Afdeling: Studbook Proper, 'n geregistreerde dier
Genomically Tested	GT	GT	Genomies Getoets
Homozygous Horned (Celtic test)	HH(c)	HH(c)	Homosigoties horings (Celtic toets)
Homozygous Polled (Celtic test)	PP(c)	PP(c)	Homosigotiets Poena (Celtic toets)
Heterozygous Polled (Celtic test)	Pp(c)	Pp(c)	Heterosigoties Poena (Celtic toets)
Phenotypically Polled	P	P	Fenotipies Poena
Intercalving Period	ICP	TKP	Tussen-Kalf Periode
Birth Direct breeding value	Birth Dir.	Geb. Dir	Geboorte Direk teelwaarde
Wean Direct breeding value	Wean Dir.	Spn. Dir.	Speen Direk teelwaarde
Wean Maternal breeding value	Wean Mat.	SPn. Mat.	Speen Maternaal teelwaarde
Scrotal Circumference	Scr. Circ.	Skr. Omt.	Skrotum omtrek
Heifer Fertility	Heifer Fert.	Vers Vrugb.	Vers Vrugbaarheid
Cow Fertility	Cow Fert.	Koei Vrugb.	Koei Vrugbaarheid
Longevity	Longev.	Lankl.	Lanklewendheid
Mature Weight	Mat. Wt.	Volw. Gewig	Volwasse gewig
Average Daily Gain (g/day)	ADG	GDT	Gemiddelde Daaglikse Toename
Feed Conversion Ratio (kg:kg)	FCR	VOV	Voeromset Verhouding
Eye Muscle Area	EMA	OSO	Oogspier grootte
Backfat Thickness	Fat	Vet	Rugvet Diepte
Marbeling (intra-muscular fat)	Mar	Mar	Marmering (binne-spierse vet)
365-day weight index	365D Index	365D Indeks	365-dae gewig indeks
540-day weight index	540D Index	540D Indeks	540-dae gewig indeks
Length-Height ratio	LH	LH	Lengte-Hoogte Verhouding
Actual Birth weight	Birth Wt.	Geb. gewig	Werklike Geboorte gewig
205-day Dam-age corrected weight	205d Wt.	205d gewig	205-dag Moeder-ouderdom gekorrigeerde gewig
Cow-Calf Birth Ratio	CCG	KKG	Koei-Kalf Geboorte Verhouding
Cow-Calf Wean Ratio	CCW	KKS	Koei-Kalf Speen Verhouding
Average Weaning Index	Avg. Wean Index	Gem. Spn. Indeks	Gemiddelde speen indeks
Number of Calves	Nr. Calves	Aant. Kalw.	Aantal kalwers
Reproduction Index	Repr. Index	Repr. Indeks	Reproduksie indeks
Animal sex: M - Male, F - Female	M / F	M / V	Dier geslag: M - Manlik, V - Vroulik