AMPTELIKE VEILINGSKATALOGUS VIR / OFFICIAL AUCTION CATALOGUE FOR

LIMPOPO ELITE BONSMARAS

Veilingsdatum / Auction Date:
12 May 2023

Data soos op / Data as on:
28 April 2023

BONSMARA SA

SA STAMBOEK STUD BOOK

SALES UNDER AUSPICES OF BONSMARA SA

Bonsmara stud breeding is subject to the stipulations of the Livestock Improvement Act and conforms to the standards of Bonsmara SA. The Society therefore has the right to implement certain controls to ensure the accuracy of information regarding Parentage, Performance and Estimated Breeding Values.

Information regarding Parentage, Performance and Estimated Breeding Values of animals, as supplied by the breeder, have been verified and compared to the official database of LOGIX BEEF. Bonsmara SA therefore, confirms the accuracy of such information.

To the knowledge of the Society these controls have been carried out accurately. However, the Society does not take any responsibility for incorrect information through printing errors or incorrect information provided by the breeder.

Animals on such sales have been visually screened by Inspectors of Bonsmara SA and comply with the Bonsmara Minimum Breed Standards as stipulated by the Society.

The Society DOES NOT have any control over:

- Immunization and health status of animals
- Pregnancy status of cows and heifers
- Suitability of a bull for breeding
- Fertility status as well as venereal diseases and
- Commercial animals

Since the above is not classified as information regarding Parentage, Performance and Estimated Breeding Values, it DOES NOT fall within the jurisdiction of the meaning "Under the Auspices of Bonsmara SA".

VEILINGS ONDER BESKERMING VAN BONSMARA SA

Bonsmara stoetteling wat onderhewig is aan die bepalings van die Veeverbeteringswet, vind plaas onder die vaandel van Bonsmara SA. Daarom behou die Genootskap hom die reg voor om kontroles volgens bepaalde prosedures uit te oefen ten opsigte van Ouerskap inligting, Prestasiedata en Beraamde Teelwaardes.

Ouerskap inligting, Prestasiedata en Beraamde Teelwaardes soos deur die teler voorsien vir die doel van hierdie katalogus, is gekontroleer en vergelyk met die amptelike databasis soos gehou deur LOGIX BEEF. Bonsmara SA bevestig dus die korrektheid van sodanige inligting.

Alhoewel die kontroles na die beste wete van die Genootskap gedoen is, kan die Genootskap egter nie verantwoordelik gehou word vir foutiewe inligting as gevolg van drukkersfoute of verkeerde inligting deur die telers verskaf nie.

Diere wat op hierdie veilings aangebied word, is onderwerp aan 'n proses van visuele inspeksie deur Keurders van Bonsmara SA en voldoen aan die Bonsmara Minimum Rasstandaarde soos bepaal deur die Genootskap.

Die Genootskap het egter GEEN beheer oor:

- Immunisering en gesondheidstatus van diere
- Dragtigheidstatus van koeie en verse
- Teelgeskiktheid van bulle
- Vrugbaarheidstatus, asook geslagsiektes en
- Kommersiële diere nie.

Aangesien bogenoemde nie val onder die bedoeling met Ouerskap inligting, Prestasiedata en Beraamde Teelwaardes nie, sorteer dit NIE onder die jurisdiksie van die bedoeling "Onder beskerming van Bonsmara SA" nie.

ANIMAL AND PEDIGREE INFORMATION

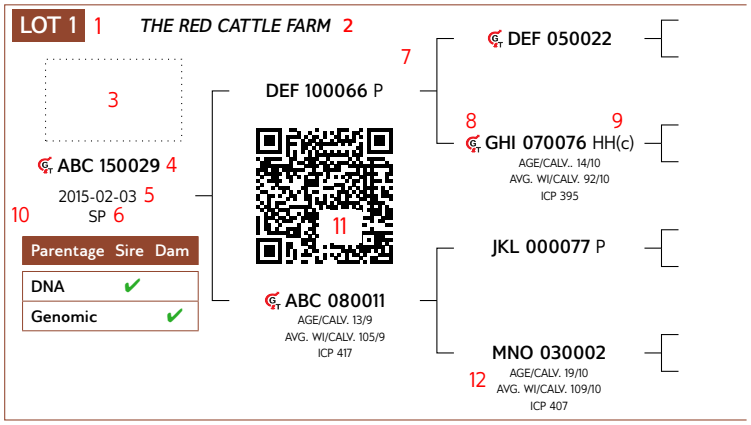

1. Lot Number
2. Owner of the animal
3. Herd's logo (if available)
4. Animal Identification Number
5. Birth date
6. Herd book section - NFR / PEN / F0 / A / B / SP
7. Four (4) generation pedigree
8. Genomic testing - it is indicated with the **GT** logo
9. Polled Status - the status will only be printed for animals that have been tested
10. Parentage Verification - a green tick (✔) indicates that the sire and/or dam has been verified via either microsatellite (DNA), or Genomic testing
11. QR Code - This code can be scanned with a smart device. It redirects to the animal's information on **www.SABeefBulls.com** where all information for the animal is available.
12. Dam information
    - Age and Number of Calvings
    - Average Wean Index and Number of Calves Weaned
    - Intercalving Period

MYOSTATIN STATUS

The animal's status, if tested for myostatin variants, is indicated as follows:

- Not Tested
- 0 - Normal
- 1 - Heterozygous / Carrier of Double-Muscling gene
- 2 - Homozygous / Double-Muscled

LOGIX SELECTION VALUES

Calving Ease Value	Weaner Calf Value	Fertility Value	Maintenance Value	Cow Value	Growth Value	Carcass Value
109	98	111	99	101	98	103
1	2	3	4	5	6	7



5 LOGIX Cow Value

Selection of:

- Fertile cows,
- with low maintenance,
- that calf easily,
- and wean heavy calves

1 Calving Ease Value	EBVs Birth Direct & Maternal
Calf Growth Value	EBV Wean Direct
3 Fertility Value	EBVs Cow & Heifer Fertility, EBV Longevity
Milk Value	EBV Wean Maternal
4 Maintenance Value	EBVs Mature weight & Milk



2 LOGIX Weaner Calf Value

Selection of:

- Heavier weaning weights,
- with more milk,
- but restricted birth weight

7 LOGIX Carcass Value

Selection for higher meat yield on carcass



6 LOGIX Growth Value

Selection of efficient growers on veld & in the feedlot

INTERPRETATION OF BREEDING VALUE INDICES

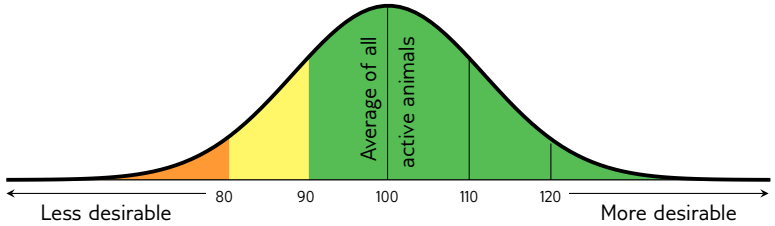

Average between 90 and 110

(Acceptable between 80 and 120)

EXPLANATION OF BREEDING VALUES AND SELECTION VALUES

		Traits		Description/Measurement	Goal	General Guidelines						
							<80	<90	90-110	>110	>120	
Selection Values	5	**Cow Value**	CV	Combination of Calving Ease, Calf Growth, Milk, Maintenance and Fertility Values (Rand-Value)	Profitable Cow	Loss						Profit
	1	**Calving Ease Value**	CEV	Risk for calving problems (calf too heavy) vs calf too small	Average birth weight	High						Low
		Calf Growth Value	CGrV	Calf's genetic ability for pre-weaning growth	Heavy weaner calf	Light						Heavy
		Milk Value	MlkV	Cow's genetic mothering and milking ability	Enough milk for the calf	Less						More
	4	**Maintenance Value**	MntV	Maintenance requirements of cow (cow weight and milk)	Low cow maintenance	High					*	Low
	3	**Fertility Value**	FertV	Fertility and retention of cows and heifers	Fertile cows	Low						High
	2	**Weaner Calf Value**	WnCV	Combination of calf's weight and cow's milk	Heavy weaner calves	Light						Heavy
	6	**Growth Value**	GV	Efficient growth on veld and in feedlot (Rand-value)	Profitable growth	Loss						Profit
	7	**Carcass Value**	VarcV	Meat on carcass (Weight and RTU EBVs)	More meat on the carcass	Less						More
		Production Value	PV	Combination of Cow- and Growth values (Rand-value)	Profitable animals	Loss						Profit
Cow & Heifer	8	**Birth Weight Direct**	BD	Birth weight (Calf's genetic ability)	Average birth weight	Heavy						Light
		Birth Weight Maternal	BM	Birth weight (Cow's genetic ability)	Easy calving	Heavy						Light
	9	**Weaning Weight Direct**	WD	Weaning weight (Calf's genetic ability)	Heavy weaner calves	Light						Heavy
	10	**Weaning Weight Maternal**	WM	Weaning weight (Cow's genetic ability)	Good mothers	Poor						Good
	18	**Mature Cow Weight**	MW	Cow weight at weaning of first three calves	Average mature cow weight	Light				*	*	Heavy
		Cow-Calf Birth	CCB	EBV Birth Direct / EBV Mature Cow weight	Average	Low						High
		Cow-Calf Wean	CCW	EBV Wean Direct / EBV Mature Cow weight	High calf-cow ratio	Low						High
Fertility	12	**Heifer Fertility**	HF	Age at first calving	Fertile heifers	Less						More
	13	**Cow Fertility**	CF.E	First 3 inter-calving periods (ICPs)	Fertile cows	Less						More
	11	**Scrotal Circumference**	SC	Scrotal circumference as measured during the growth test	Fertile bulls	Less						More
	14	**Longevity**	LG	Retention of progeny	Acceptable progeny	Poor						Good
Growth & Frame	15	**Post-Wean Weight**	PWn	12- and 18 month weights	Good post-wean growth	Low					*	High
	16	**Average Daily Gain**	ADG	Average daily gain	Good growth	Poor						Good
	17	**Feed Conversion Ratio**	FCR	100g feed intake / g weight gain	Feed efficiency	Poor						Good
		Final Test Weight	FW	Final weight in the growth test	Heavy carcass	Light					*	Heavy
	19	**Height**	H	Shoulder / Hip height in growth test	Average height	Short						Tall
	20	**Length**	L	Length in growth test	Longer for more muscle	Short						Long
	24	**Length-Height Ratio**	LH	EBV Length / EBV Height	Longer rather than tall	<1						>1
Carcass	21	**Eye Muscle Area**	EMA	RTU measured eye muscle area	Bigger steaks	Small						Big
	22	**Fat Thickness**	Fat	RTU measured P8 backfat thickness	Carcass quality	Thin						Thick
	23	**Marbling**	Mar	RTU measured % of intra-muscular fat	Juicy meat	Low						High
		Dressing Percentage	D%	Carcass weight / Live weight	High dressing percentage	Low						High

* Determined by own selection goal

GENETIC VALUES - BUILDING BLOCKS

Calf and Mother			Fertility				Post-Wean Growth			Frame			Carcass		
Birth Dir.	Wean Dir.	Wean Mat.	Scrot. Circ.	Heifer Fert.	Cow Fert.	Longev.	Post Wean	ADG	FCR	Mature Weight	Height	Length	EMA	Fat	Mar
99	99	90	97	75	92	85	100	94	93	92	123	110	104	100	79
8	9	10	11	12	13	14	15	16	17	18	19	20	21	22	23

The Logix Selection Values are compiled of specific genetic building blocks, as indicated in the selection value descriptions on the previous page. These genetic building blocks are indicated in the catalogue by their Breeding Value Indices.

PHENOTYPIC VALUES

Wean Index	365D Index	540D Index	ADG Index	FCR Index	Scrotum	LH
109	104	105	122	117	327	1.22
			16	17	11	24

- Wean, 365D, 504D, ADG and FCR Indices - phenotypic index obtained within the animal's contemporary group
- Scrotum - adjusted scrotal circumference, in mm, as measured during the growth test
- Length-Height Ratio (LH) - the animal's length / height ratio as measured during the growth test

© Compiled by the South African Stud Book and Livestock Improvement Association
All Pedigree- and Performance Data has been certified as correct

BULLS

LOT 1 — *WENBERG BOERDERY*

WEN 200018
2020-10-20
SP

Parentage	Sire	Dam
DNA	✔	✔
Genomic		

- JRB 160126
  - BBM 110023
    - BBM 070055 HH(c)
    - BBM 050037 — AGE/CALV. 12/9, AVG. WI/CALV. 102/8
  - JRB 120057 — AGE/CALV. 10/7, AVG. WI/CALV. 102/7, ICP 447
    - JRB 070067
    - JRB 080079 — AGE/CALV. 10/7, AVG. WI/CALV. 94/7
- JRB 170088 — AGE/CALV. 5/3, AVG. WI/CALV. 104/2, ICP 377
  - JRB 130019
    - RCO 090055
    - BBN 040032 — AGE/CALV. 14/11, AVG. WI/CALV. 106/9
  - JRB 100133 — AGE/CALV. 12/7, AVG. WI/CALV. 111/7, ICP 458
    - JRB 060032
    - JRB 060053 — AGE/CALV. 6/4, AVG. WI/CALV. 100/3

Calving Ease Value	Weaner Calf Value	Fertility Value	Maintenance Value	Cow Value	Growth Value	Carcass Value
93	111	95	113	107	91	108

Calf and Mother			Fertility				Post-Wean Growth			Frame			Carcass		
Birth Dir.	Wean Dir.	Wean Mat.	Scr. Circ.	Heifer Fert.	Cow Fert.	Longev.	Post Wean	ADG	FCR	Mature Weight	Height	Length	EMA	Fat	Mar
95	102	117	107	89	100	106	100	101	102	88	90	97	108	112	106

Wean Index	365D Index	540D Index	ADG Index	FCR Index	Scrotum	LH
107	-	-	95	-	364	1.22

Myostatin	
Q204X	Not Tested
NT821	Not Tested
F94L	Not Tested

REMARKS:

LOGIX EBV Analysis: 2023-04-19

LOT 2 — *MOCKFORD BONSMARAS*

MB 200031
2020-04-15
SP

Parentage	Sire	Dam
DNA	✔	✔
Genomic		

- LES 120077
  - LES 100014
    - LES 060033
    - LES 980155 — AGE/CALV. 16/11, AVG. WI/CALV. 102/11
  - LES 030049 — AGE/CALV. 15/12, AVG. WI/CALV. 97/11, ICP 404
    - AG 990111
    - LES 990031 — AGE/CALV. 5/3, AVG. WI/CALV. 93/2
- MB 140013 — AGE/CALV. 9/6, AVG. WI/CALV. 107/6, ICP 408
  - MB 080084
    - PTF 030076
    - PTF 960151 — AGE/CALV. 15/12, AVG. WI/CALV. 101/12
  - MB 090155 — AGE/CALV. 12/8, AVG. WI/CALV. 99/8, ICP 419
    - LES 030036
    - PTF 030166 — AGE/CALV. 13/12, AVG. WI/CALV. 102/9

Calving Ease Value	Weaner Calf Value	Fertility Value	Maintenance Value	Cow Value	Growth Value	Carcass Value
103	81	108	105	93	80	80

Calf and Mother			Fertility				Post-Wean Growth			Frame			Carcass		
Birth Dir.	Wean Dir.	Wean Mat.	Scr. Circ.	Heifer Fert.	Cow Fert.	Longev.	Post Wean	ADG	FCR	Mature Weight	Height	Length	EMA	Fat	Mar
102	79	104	110	105	109	102	77	85	95	93	106	89	96	97	103

Wean Index	365D Index	540D Index	ADG Index	FCR Index	Scrotum	LH
104	-	-	92	-	378	1.18

Myostatin	
Q204X	Not Tested
NT821	Not Tested
F94L	Not Tested

REMARKS:

LOGIX EBV Analysis: 2023-04-19

LOT 3 — *JD VENTER BONSMARAS*

JDV 200019
2020-02-21
B

Parentage	Sire	Dam
DNA		
Genomic		

- BBP 140336
  - AG 100092
    - AG 030205
    - AG 010254 — AGE/CALV. 12/7, AVG. WI/CALV. 95/6
  - PAD 100487 — AGE/CALV. 8/4, AVG. WI/CALV. 101/4, ICP 380
    - PAD 080001
    - JJF 930046 — AGE/CALV. 20/15, AVG. WI/CALV. 106/16
- JDV 170014 — AGE/CALV. 5/3, AVG. WI/CALV. 113/2, ICP 516

Calving Ease Value	Weaner Calf Value	Fertility Value	Maintenance Value	Cow Value	Growth Value	Carcass Value
97	125	102	86	117	102	119

Calf and Mother			Fertility				Post-Wean Growth			Frame			Carcass		
Birth Dir.	Wean Dir.	Wean Mat.	Scr. Circ.	Heifer Fert.	Cow Fert.	Longev.	Post Wean	ADG	FCR	Mature Weight	Height	Length	EMA	Fat	Mar
98	128	98	90	100	106	95	114	106	111	114	101	112	116	93	103

Wean Index	365D Index	540D Index	ADG Index	FCR Index	Scrotum	LH
126	-	-	92	-	318	1.23

Myostatin	
Q204X	Not Tested
NT821	Not Tested
F94L	Not Tested

REMARKS:

LOGIX EBV Analysis: 2023-04-19

© Compiled by the South African Stud Book and Livestock Improvement Association
All Pedigree- and Performance Data has been certified as correct

BULLE

LOT 4 — *WENBERG BOERDERY*

WEN 200027
2020-11-05
SP

Oerskap	Vaar	Moer
DNS	✔	✔
Genomies		

- JRB 160126
  - BBM 110023
    - BBM 070055 HH(c)
    - BBM 050037 — OUD/KALW. 12/9, GEM. SI/KALW. 102/8
  - JRB 120057 — OUD/KALW. 10/7, GEM. SI/KALW. 102/7, TKP 447
    - JRB 070067
    - JRB 080079 — OUD/KALW. 10/7, GEM. SI/KALW. 94/7
- WEN 170021 — OUD/KALW. 5/2, GEM. SI/KALW. 111/1, TKP 723
  - CRV 140139
    - AG 060401
    - VBB 070106 — OUD/KALW. 16/13, GEM. SI/KALW. 103/12
  - WEN 120031 — OUD/KALW. 10/6, GEM. SI/KALW. 105/6, TKP 428
    - MULTIPLE SIRES
    - WEN 030284 — OUD/KALW. 16/5, GEM. SI/KALW. 103/4

Geboortegemak Waarde	Speenkalf Waarde	Vrugbaarheids-waarde	Onderhouds-waarde	Koeiwaarde	Groei-waarde	Karkas-waarde
83	107	96	86	99	120	120

Kalf en Moeder			Vrugbaarheid				Na-Speen Groei			Raam			Karkas		
Geb. Dir.	Spn. Dir.	Spn. Mat.	Skr. Omtr.	Vers Vrugb.	Koei Vrugb.	Lankl.	Na-Speen	GDT	VOV	Volw. Gewig	Hoogte	Lengte	OSO	Vet	Mar
87	114	109	120	92	99	107	117	111	97	114	117	117	117	105	117

Spn. Indeks	365D Indeks	540D Indeks	GDT Indeks	VOV Indeks	Skrotum	LH
111	-	-	129	-	382	1.20

Miostatien	
Q204X	Nie Getoets
NT821	Nie Getoets
F94L	Nie Getoets

OPMERKINGS:

LOGIX EBV Analise: 2023-04-19

LOT 5 — *MOCKFORD BONSMARAS*

MB 200048
2020-05-08
SP

Oerskap	Vaar	Moer
DNS	✔	✔
Genomies		

- MCU 160029 Pp(c)
  - MCU 140037
    - MCU 100127 HH(c)
    - MCU 090053 HH(c) — OUD/KALW. 9/6, GEM. SI/KALW. 119/5
  - MCU 070027 P — OUD/KALW. 10/9, GEM. SI/KALW. 104/7, TKP 357
    - MCU 040120 P
    - MCU 040054 P — OUD/KALW. 10/7, GEM. SI/KALW. 102/6
- MB 170081 — OUD/KALW. 3/1, GEM. SI/KALW. 99/1, TKP -
  - LRV 130010
    - JJ 100079
    - JJ 090065 — OUD/KALW. 13/9, GEM. SI/KALW. 107/6
  - MB 150069 — OUD/KALW. 4/2, GEM. SI/KALW. 108/2, TKP 419
    - HDT 070134
    - MB 080093 — OUD/KALW. 11/7, GEM. SI/KALW. 101/6

Geboortegemak Waarde	Speenkalf Waarde	Vrugbaarheids-waarde	Onderhouds-waarde	Koeiwaarde	Groei-waarde	Karkas-waarde
86	106	116	89	109	115	106

Kalf en Moeder			Vrugbaarheid				Na-Speen Groei			Raam			Karkas		
Geb. Dir.	Spn. Dir.	Spn. Mat.	Skr. Omtr.	Vers Vrugb.	Koei Vrugb.	Lankl.	Na-Speen	GDT	VOV	Volw. Gewig	Hoogte	Lengte	OSO	Vet	Mar
86	114	99	105	111	115	103	106	92	74	110	111	112	107	110	105

Spn. Indeks	365D Indeks	540D Indeks	GDT Indeks	VOV Indeks	Skrotum	LH
99	-	-	112	-	345	1.22

Miostatien	
Q204X	Nie Getoets
NT821	Nie Getoets
F94L	Nie Getoets

OPMERKINGS:

LOGIX EBV Analise: 2023-04-19

LOT 6 — *JD VENTER BONSMARAS*

JDV 190107
2019-12-18
B

Oerskap	Vaar	Moer
DNS		
Genomies		

- BBP 140336
  - AG 100092
    - AG 030205
    - AG 010254 — OUD/KALW. 12/7, GEM. SI/KALW. 95/6
  - PAD 100487 — OUD/KALW. 8/4, GEM. SI/KALW. 101/4, TKP 380
    - PAD 080001
    - JJF 930046 — OUD/KALW. 20/15, GEM. SI/KALW. 106/16
- JDV 170015 — OUD/KALW. 6/3, GEM. SI/KALW. 101/2, TKP 415

Geboortegemak Waarde	Speenkalf Waarde	Vrugbaarheids-waarde	Onderhouds-waarde	Koeiwaarde	Groei-waarde	Karkas-waarde
112	103	105	98	106	101	105

Kalf en Moeder			Vrugbaarheid				Na-Speen Groei			Raam			Karkas		
Geb. Dir.	Spn. Dir.	Spn. Mat.	Skr. Omtr.	Vers Vrugb.	Koei Vrugb.	Lankl.	Na-Speen	GDT	VOV	Volw. Gewig	Hoogte	Lengte	OSO	Vet	Mar
111	105	88	90	105	103	100	96	99	99	100	100	107	104	91	99

Spn. Indeks	365D Indeks	540D Indeks	GDT Indeks	VOV Indeks	Skrotum	LH
103	105	100	-	-	-	-

Miostatien	
Q204X	Nie Getoets
NT821	Nie Getoets
F94L	Nie Getoets

OPMERKINGS:

LOGIX EBV Analise: 2023-04-19

BULLS

LOT 7 — *BRISTOW BONSMARA*

JRB 140217
2014-06-04
SP

Parentage	Sire	Dam
DNA	✔	
Genomic		

- BBN 100081
  - BBN 060139
    - JRB 020166
    - BBN 040008 (AGE/CALV. 12/8, AVG. WI/CALV. 101/7)
  - BBN 070041 (AGE/CALV. 5/2, AVG. WI/CALV. 82/2, ICP 463)
    - BBM 030095
    - BBN 040156 (AGE/CALV. 14/11, AVG. WI/CALV. 103/10)
- JRB 090088 (AGE/CALV. 5/2, AVG. WI/CALV. 91/2, ICP 628)
  - JRB 040054
    - JRB 000170
    - JRB 970054 (AGE/CALV. 12/10, AVG. WI/CALV. 93/10)
  - JRB 030108 (AGE/CALV. 7/4, AVG. WI/CALV. 99/4, ICP 425)

Calving Ease Value	Weaner Calf Value	Fertility Value	Maintenance Value	Cow Value	Growth Value	Carcass Value
93	93	97	120	95	102	99

Calf and Mother			Fertility				Post-Wean Growth			Frame			Carcass		
Birth Dir.	Wean Dir.	Wean Mat.	Scr. Circ.	Heifer Fert.	Cow Fert.	Longev.	Post Wean	ADG	FCR	Mature Weight	Height	Length	EMA	Fat	Mar
98	91	101	96	102	93	97	98	94	86	82	103	100	103	101	96

Wean Index	365D Index	540D Index	ADG Index	FCR Index	Scrotum	LH
95	-	-	114	-	341	1.18

Myostatin	
Q204X	Not Tested
NT821	Not Tested
F94L	Not Tested

REMARKS:

LOGIX EBV Analysis: 2023-04-19

LOT 8 — *WENBERG BOERDERY*

WEN 200023
2020-10-26
B

Parentage	Sire	Dam
DNA	✔	✔
Genomic		

- BBN 100123
  - SYF 060203
    - GBS 020119
    - SYF 030098 (AGE/CALV. 8/7, AVG. WI/CALV. 100/7)
  - BBN 070113 (AGE/CALV. 15/11, AVG. WI/CALV. 101/9, ICP 409)
    - JRB 030021
    - BBN 040044 (AGE/CALV. 11/7, AVG. WI/CALV. 121/7)
- WEN 100089 (AGE/CALV. 12/9, AVG. WI/CALV. 94/9, ICP 409)

Calving Ease Value	Weaner Calf Value	Fertility Value	Maintenance Value	Cow Value	Growth Value	Carcass Value
110	69	108	124	85	78	77

Calf and Mother			Fertility				Post-Wean Growth			Frame			Carcass		
Birth Dir.	Wean Dir.	Wean Mat.	Scr. Circ.	Heifer Fert.	Cow Fert.	Longev.	Post Wean	ADG	FCR	Mature Weight	Height	Length	EMA	Fat	Mar
114	79	63	98	111	92	115	75	77	78	81	83	87	80	88	87

Wean Index	365D Index	540D Index	ADG Index	FCR Index	Scrotum	LH
100	-	-	109	-	369	1.22

Myostatin	
Q204X	Not Tested
NT821	Not Tested
F94L	Not Tested

REMARKS:

LOGIX EBV Analysis: 2023-04-19

LOT 9 — *MOCKFORD BONSMARAS*

MB 200059
2020-05-30
SP

Parentage	Sire	Dam
DNA	✔	✔
Genomic		

- LES 120077
  - LES 100014
    - LES 060033
    - LES 980155 (AGE/CALV. 16/11, AVG. WI/CALV. 102/11)
  - LES 030049 (AGE/CALV. 15/12, AVG. WI/CALV. 97/11, ICP 404)
    - AG 990111
    - LES 990031 (AGE/CALV. 5/3, AVG. WI/CALV. 93/2)
- MB 160052 (AGE/CALV. 5/2, AVG. WI/CALV. 105/2, ICP 589)
  - MBO 060021
    - MBO 990005
    - MBO 030029 (AGE/CALV. 13/8, AVG. WI/CALV. 108/7)
  - MB 110016 (AGE/CALV. 7/5, AVG. WI/CALV. 101/4, ICP 400)
    - MULTIPLE SIRES
    - PTF 020065 (AGE/CALV. 14/11, AVG. WI/CALV. 96/9)

Calving Ease Value	Weaner Calf Value	Fertility Value	Maintenance Value	Cow Value	Growth Value	Carcass Value
116	81	97	123	91	99	88

Calf and Mother			Fertility				Post-Wean Growth			Frame			Carcass		
Birth Dir.	Wean Dir.	Wean Mat.	Scr. Circ.	Heifer Fert.	Cow Fert.	Longev.	Post Wean	ADG	FCR	Mature Weight	Height	Length	EMA	Fat	Mar
116	71	101	109	97	101	98	76	89	87	79	87	80	92	125	120

Wean Index	365D Index	540D Index	ADG Index	FCR Index	Scrotum	LH
116	-	-	110	-	379	1.18

Myostatin	
Q204X	Not Tested
NT821	Not Tested
F94L	Not Tested

REMARKS:

LOGIX EBV Analysis: 2023-04-19

BULLE

LOT 10 — *JD VENTER BONSMARAS*

JDV 200047
2020-10-12
B

Oorskap	Vaar	Moer
DNS		
Genomies		

BBP 140336
- AG 100092
  - AG 030205
  - AG 010254 (OUD/KALW. 12/7, GEM. SI/KALW. 95/6)
- PAD 100487 (OUD/KALW. 8/4, GEM. SI/KALW. 101/4, TKP 380)
  - PAD 080001
  - JJF 930046 (OUD/KALW. 20/15, GEM. SI/KALW. 106/16)

JDV 180062 (OUD/KALW. 4/2, GEM. SI/KALW. 121/2, TKP 396)

Geboortegemak Waarde	Speenkalf Waarde	Vrugbaarheids-waarde	Onderhouds-waarde	Koeiwaarde	Groei-waarde	Karkas-waarde
100	122	103	90	117	108	113

Kalf en Moeder			Vrugbaarheid				Na-Speen Groei			Raam			Karkas		
Geb. Dir.	Spn. Dir.	Spn. Mat.	Skr. Omtr.	Vers Vrugb.	Koei Vrugb.	Lankl.	Na-Speen	GDT	VOV	Volw. Gewig	Hoogte	Lengte	OSO	Vet	Mar
100	120	107	96	102	105	97	114	105	104	109	106	114	111	92	102

Spn. Indeks	365D Indeks	540D Indeks	GDT Indeks	VOV Indeks	Skrotum	LH
119	113	100	-	-	-	-

Miostatien	
Q204X	Nie Getoets
NT821	Nie Getoets
F94L	Nie Getoets

OPMERKINGS:

LOGIX EBV Analise: 2023-04-19

LOT 11 — *WENBERG BOERDERY*

WEN 200033
2020-11-15
B

Oorskap	Vaar	Moer
DNS	✔	✔
Genomies		

BBN 100123
- SYF 060203
  - GBS 020119
  - SYF 030098 (OUD/KALW. 8/7, GEM. SI/KALW. 100/7)
- BBN 070113 (OUD/KALW. 15/11, GEM. SI/KALW. 101/9, TKP 409)
  - JRB 030021
  - BBN 040044 (OUD/KALW. 11/7, GEM. SI/KALW. 121/7)

WEN 090283 (OUD/KALW. 13/8, GEM. SI/KALW. 107/7, TKP 466)

Geboortegemak Waarde	Speenkalf Waarde	Vrugbaarheids-waarde	Onderhouds-waarde	Koeiwaarde	Groei-waarde	Karkas-waarde
95	86	107	108	93	89	87

Kalf en Moeder			Vrugbaarheid				Na-Speen Groei			Raam			Karkas		
Geb. Dir.	Spn. Dir.	Spn. Mat.	Skr. Omtr.	Vers Vrugb.	Koei Vrugb.	Lankl.	Na-Speen	GDT	VOV	Volw. Gewig	Hoogte	Lengte	OSO	Vet	Mar
98	93	88	118	110	92	114	88	89	89	92	96	95	88	89	91

Spn. Indeks	365D Indeks	540D Indeks	GDT Indeks	VOV Indeks	Skrotum	LH
107	-	-	104	-	390	1.19

Miostatien	
Q204X	Nie Getoets
NT821	Nie Getoets
F94L	Nie Getoets

OPMERKINGS:

LOGIX EBV Analise: 2023-04-19

LOT 12 — *MOCKFORD BONSMARAS*

MB 200067
2020-10-21
SP

Oorskap	Vaar	Moer
DNS	✔	✔
Genomies		

LRV 130010
- JJ 100079
  - LEL 060104
  - JJ 030033 (OUD/KALW. 14/6, GEM. SI/KALW. 107/5)
- JJ 090065 (OUD/KALW. 13/9, GEM. SI/KALW. 107/6, TKP 461)
  - JJ 050056
  - JJ 040086 (OUD/KALW. 7/5, GEM. SI/KALW. 100/4)

MB 100009 (OUD/KALW. 13/11, GEM. SI/KALW. 101/9, TKP 367)
- HDT 070054
  - LAR 010234
  - HDT 010015 (OUD/KALW. 9/4, GEM. SI/KALW. 98/3)
- MB 060172 (OUD/KALW. 6/3, GEM. SI/KALW. 90/3, TKP 388)
  - PTF 010066
  - PTF 010019 (OUD/KALW. 8/7, GEM. SI/KALW. 99/6)

Geboortegemak Waarde	Speenkalf Waarde	Vrugbaarheids-waarde	Onderhouds-waarde	Koeiwaarde	Groei-waarde	Karkas-waarde
93	121	88	78	103	109	116

Kalf en Moeder			Vrugbaarheid				Na-Speen Groei			Raam			Karkas		
Geb. Dir.	Spn. Dir.	Spn. Mat.	Skr. Omtr.	Vers Vrugb.	Koei Vrugb.	Lankl.	Na-Speen	GDT	VOV	Volw. Gewig	Hoogte	Lengte	OSO	Vet	Mar
89	126	100	115	79	104	99	114	110	104	126	121	121	123	110	110

Spn. Indeks	365D Indeks	540D Indeks	GDT Indeks	VOV Indeks	Skrotum	LH
110	-	-	100	-	397	1.25

Miostatien	
Q204X	Nie Getoets
NT821	Nie Getoets
F94L	Nie Getoets

OPMERKINGS:

LOGIX EBV Analise: 2023-04-19

© Compiled by the South African Stud Book and Livestock Improvement Association
All Pedigree- and Performance Data has been certified as correct

BULLS

LOT 13 — *WENBERG BOERDERY*

WEN 200046
2020-12-28
B

Parentage	Sire	Dam
DNA	✔	✔
Genomic		

- **CRV 140139**
  - **AG 060401**
    - **AG 010245**
    - **AG 960278** AGE/CALV. 18/14 AVG. WI/CALV. 100/12
  - **VBB 070106** AGE/CALV. 16/13 AVG. WI/CALV. 103/12 ICP 408
    - **VZF 010110**
    - **VBB 040030** AGE/CALV. 3/1 AVG. WI/CALV. 91/1
- **WEN 090081** AGE/CALV. 13/9 AVG. WI/CALV. 107/7 ICP 414

Calving Ease Value	Weaner Calf Value	Fertility Value	Maintenance Value	Cow Value	Growth Value	Carcass Value
95	99	102	92	100	106	108

Calf and Mother			Fertility				Post-Wean Growth			Frame			Carcass		
Birth Dir.	Wean Dir.	Wean Mat.	Scr. Circ.	Heifer Fert.	Cow Fert.	Longev.	Post Wean	ADG	FCR	Mature Weight	Height	Length	EMA	Fat	Mar
98	99	112	107	97	104	108	103	113	108	107	127	124	111	88	103

Wean Index	365D Index	540D Index	ADG Index	FCR Index	Scrotum	LH
119	-	-	93	-	345	1.18

Myostatin	
Q204X	Not Tested
NT821	Not Tested
F94L	Not Tested

REMARKS:

LOGIX EBV Analysis: 2023-04-19

LOT 14 — *MOCKFORD BONSMARAS*

MB 200077
2020-10-26
SP

Parentage	Sire	Dam
DNA	✔	✔
Genomic		

- **MB 170104**
  - **LES 120013**
    - **LES 090025**
    - **LES 090063** AGE/CALV. 13/10 AVG. WI/CALV. 99/9
  - **MB 080159** AGE/CALV. 14/10 AVG. WI/CALV. 105/9 ICP 429
    - **LES 030036**
    - **PTF 000129** AGE/CALV. 14/11 AVG. WI/CALV. 92/9
- **MB 170086** AGE/CALV. 5/2 AVG. WI/CALV. 99/2 ICP 379
  - **LES 120013**
    - **LES 090025**
    - **LES 090063** AGE/CALV. 13/10 AVG. WI/CALV. 99/9
  - **MB 080142** AGE/CALV. 14/12 AVG. WI/CALV. 102/10 ICP 382
    - **HDT 040217**
    - **PTF 020006** AGE/CALV. 9/6 AVG. WI/CALV. 106/4

Calving Ease Value	Weaner Calf Value	Fertility Value	Maintenance Value	Cow Value	Growth Value	Carcass Value
121	93	105	112	105	80	88

Calf and Mother			Fertility				Post-Wean Growth			Frame			Carcass		
Birth Dir.	Wean Dir.	Wean Mat.	Scr. Circ.	Heifer Fert.	Cow Fert.	Longev.	Post Wean	ADG	FCR	Mature Weight	Height	Length	EMA	Fat	Mar
119	79	111	85	104	103	103	78	89	96	89	78	87	100	118	116

Wean Index	365D Index	540D Index	ADG Index	FCR Index	Scrotum	LH
99	-	-	91	-	378	1.23

Myostatin	
Q204X	Not Tested
NT821	Not Tested
F94L	Not Tested

REMARKS:

LOGIX EBV Analysis: 2023-04-19

LOT 15 — *MOCKFORD BONSMARAS*

MB 200093
2020-11-08
SP

Parentage	Sire	Dam
DNA	✔	✔
Genomic		

- **LRV 130010**
  - **JJ 100079**
    - **LEL 060104**
    - **JJ 030033** AGE/CALV. 14/6 AVG. WI/CALV. 107/5
  - **JJ 090065** AGE/CALV. 13/9 AVG. WI/CALV. 107/6 ICP 461
    - **JJ 050056**
    - **JJ 040086** AGE/CALV. 7/5 AVG. WI/CALV. 100/4
- **MB 120107** AGE/CALV. 10/8 AVG. WI/CALV. 96/7 ICP 368
  - **MBO 060021**
    - **MBO 990005**
    - **MBO 030029** AGE/CALV. 13/8 AVG. WI/CALV. 108/7
  - **MB 080097** AGE/CALV. 5/3 AVG. WI/CALV. 103/2 ICP 367
    - **BAL 970069**
    - **PTF 990069** AGE/CALV. 13/10 AVG. WI/CALV. 99/10

Calving Ease Value	Weaner Calf Value	Fertility Value	Maintenance Value	Cow Value	Growth Value	Carcass Value
98	110	98	85	105	117	120

Calf and Mother			Fertility				Post-Wean Growth			Frame			Carcass		
Birth Dir.	Wean Dir.	Wean Mat.	Scr. Circ.	Heifer Fert.	Cow Fert.	Longev.	Post Wean	ADG	FCR	Mature Weight	Height	Length	EMA	Fat	Mar
100	113	104	101	91	107	102	112	118	111	115	116	113	104	116	108

Wean Index	365D Index	540D Index	ADG Index	FCR Index	Scrotum	LH
98	-	-	106	-	370	1.19

Myostatin	
Q204X	Not Tested
NT821	Not Tested
F94L	Not Tested

REMARKS:

LOGIX EBV Analysis: 2023-04-19

BULLE

LOT 16 — *MOCKFORD BONSMARAS*

MB 200098
2020-11-10
SP

Ouerskap	Vaar	Moer
DNS	✔	✔
Genomies		

LRV 130010
- JJ 100079
  - LEL 060104
  - JJ 030033 (OUD/KALW. 14/6, GEM. SI/KALW. 107/5)
- JJ 090065 (OUD/KALW. 13/9, GEM. SI/KALW. 107/6, TKP 461)
  - JJ 050056
  - JJ 040086 (OUD/KALW. 7/5, GEM. SI/KALW. 100/4)

MB 090139 P (OUD/KALW. 13/11, GEM. SI/KALW. 98/9, TKP 385)
- HDT 040217
  - LES 990054
  - HDT 000068 (OUD/KALW. 15/11, GEM. SI/KALW. 97/8)
- PTF 020053 (OUD/KALW. 11/9, GEM. SI/KALW. 98/6, TKP 364)
  - JH 980311
  - PTF 910143 (OUD/KALW. 12/10, GEM. SI/KALW. 97/7)

Geboortegemak Waarde	Speenkalf Waarde	Vrugbaarheids-waarde	Onderhouds-waarde	Koeiwaarde	Groei-waarde	Karkas-waarde
99	104	98	86	100	102	109

Kalf en Moeder			Vrugbaarheid				Na-Speen Groei			Raam			Karkas		
Geb. Dir.	Spn. Dir.	Spn. Mat.	Skr. Omtr.	Vers Vrugb.	Koei Vrugb.	Lankl.	Na-Speen	GDT	VOV	Volw. Gewig	Hoogte	Lengte	OSO	Vet	Mar
100	110	97	101	98	101	98	103	97	91	115	96	103	99	114	120

Spn. Indeks	365D Indeks	540D Indeks	GDT Indeks	VOV Indeks	Skrotum	LH
99	-	-	101	-	411	1.25

Miostatien	
Q204X	Nie Getoets
NT821	Nie Getoets
F94L	Nie Getoets

OPMERKINGS:

LOGIX EBV Analise: 2023-04-19

LOT 17 — *MOCKFORD BONSMARAS*

MB 200111
2020-11-16
SP

Ouerskap	Vaar	Moer
DNS	✔	✔
Genomies		

LRV 130010
- JJ 100079
  - LEL 060104
  - JJ 030033 (OUD/KALW. 14/6, GEM. SI/KALW. 107/5)
- JJ 090065 (OUD/KALW. 13/9, GEM. SI/KALW. 107/6, TKP 461)
  - JJ 050056
  - JJ 040086 (OUD/KALW. 7/5, GEM. SI/KALW. 100/4)

MB 110007 (OUD/KALW. 12/8, GEM. SI/KALW. 106/6, TKP 441)
- HDT 070054
  - LAR 010234
  - HDT 010015 (OUD/KALW. 9/4, GEM. SI/KALW. 98/3)
- MB 080199 (OUD/KALW. 14/12, GEM. SI/KALW. 99/11, TKP 386)
  - HDT 040217
  - PTF 990051 (OUD/KALW. 12/9, GEM. SI/KALW. 99/9)

Geboortegemak Waarde	Speenkalf Waarde	Vrugbaarheids-waarde	Onderhouds-waarde	Koeiwaarde	Groei-waarde	Karkas-waarde
78	123	93	87	106	117	114

Kalf en Moeder			Vrugbaarheid				Na-Speen Groei			Raam			Karkas		
Geb. Dir.	Spn. Dir.	Spn. Mat.	Skr. Omtr.	Vers Vrugb.	Koei Vrugb.	Lankl.	Na-Speen	GDT	VOV	Volw. Gewig	Hoogte	Lengte	OSO	Vet	Mar
75	132	97	132	92	94	105	115	109	101	113	115	114	122	79	85

Spn. Indeks	365D Indeks	540D Indeks	GDT Indeks	VOV Indeks	Skrotum	LH
103	-	-	102	-	437	1.20

Miostatien	
Q204X	Nie Getoets
NT821	Nie Getoets
F94L	Nie Getoets

OPMERKINGS:

LOGIX EBV Analise: 2023-04-19

LOT 18 — *MOCKFORD BONSMARAS*

MB 200117
2020-11-19
SP

Ouerskap	Vaar	Moer
DNS	✔	✔
Genomies		

RRF 110046
- VV 050378 P
  - VV 020299
  - VV 990390 (OUD/KALW. 13/11, GEM. SI/KALW. 106/11)
- RRF 080008 (OUD/KALW. 5/2, GEM. SI/KALW. 132/2, TKP 710)
  - PER 000077
  - RRF 050056 (OUD/KALW. 10/7, GEM. SI/KALW. 113/6)

MB 150011 (OUD/KALW. 8/6, GEM. SI/KALW. 106/5, TKP 364)
- HDT 110029
  - GBS 060138 P
  - HDT 000055 (OUD/KALW. 14/11, GEM. SI/KALW. 100/9)
- MB 110145 (OUD/KALW. 3/1, GEM. SI/KALW. 104/1, TKP -)
  - TBR 050551
  - MB 060099 (OUD/KALW. 13/9, GEM. SI/KALW. 107/9)

Geboortegemak Waarde	Speenkalf Waarde	Vrugbaarheids-waarde	Onderhouds-waarde	Koeiwaarde	Groei-waarde	Karkas-waarde
105	107	119	96	117	102	108

Kalf en Moeder			Vrugbaarheid				Na-Speen Groei			Raam			Karkas		
Geb. Dir.	Spn. Dir.	Spn. Mat.	Skr. Omtr.	Vers Vrugb.	Koei Vrugb.	Lankl.	Na-Speen	GDT	VOV	Volw. Gewig	Hoogte	Lengte	OSO	Vet	Mar
102	104	102	116	109	122	102	105	104	101	102	104	108	105	97	99

Spn. Indeks	365D Indeks	540D Indeks	GDT Indeks	VOV Indeks	Skrotum	LH
102	-	-	98	-	398	1.22

Miostatien	
Q204X	Nie Getoets
NT821	Nie Getoets
F94L	Nie Getoets

OPMERKINGS:

LOGIX EBV Analise: 2023-04-19

© Compiled by the South African Stud Book and Livestock Improvement Association
All Pedigree- and Performance Data has been certified as correct

BULLS

LOT 19 — *MOCKFORD BONSMARAS*

MB 200123
2020-11-23
SP

Parentage	Sire	Dam
DNA	✔	✔
Genomic		

- RRF 110046
  - VV 050378 P
    - VV 020299
    - VV 990390 — AGE/CALV. 13/11, AVG. WI/CALV. 106/11
  - RRF 080008 — AGE/CALV. 5/2, AVG. WI/CALV. 132/2, ICP 710
    - PER 000077
    - RRF 050056 — AGE/CALV. 10/7, AVG. WI/CALV. 113/6
- MB 130069 — AGE/CALV. 9/7, AVG. WI/CALV. 102/5, ICP 412
  - HDT 070134
    - LES 060048
    - PTF 030133 — AGE/CALV. 12/9, AVG. WI/CALV. 99/7
  - MB 080060 — AGE/CALV. 9/6, AVG. WI/CALV. 100/6, ICP 475
    - LES 030036
    - PTF 020065 — AGE/CALV. 14/11, AVG. WI/CALV. 96/9

Calving Ease Value	Weaner Calf Value	Fertility Value	Maintenance Value	Cow Value	Growth Value	Carcass Value
104	108	122	93	117	107	118

Calf and Mother			Fertility				Post-Wean Growth			Frame			Carcass		
Birth Dir.	Wean Dir.	Wean Mat.	Scr. Circ.	Heifer Fert.	Cow Fert.	Longev.	Post Wean	ADG	FCR	Mature Weight	Height	Length	EMA	Fat	Mar
106	114	86	110	120	113	104	114	106	95	107	104	118	113	95	122

Wean Index	365D Index	540D Index	ADG Index	FCR Index	Scrotum	LH
107	-	-	103	-	360	1.31

Myostatin	
Q204X	Not Tested
NT821	Not Tested
F94L	Not Tested

REMARKS:

LOGIX EBV Analysis: 2023-04-19

LOT 20 — *MOCKFORD BONSMARAS*

MB 200125
2020-11-24
SP

Parentage	Sire	Dam
DNA	✔	✔
Genomic		

- RRF 110046
  - VV 050378 P
    - VV 020299
    - VV 990390 — AGE/CALV. 13/11, AVG. WI/CALV. 106/11
  - RRF 080008 — AGE/CALV. 5/2, AVG. WI/CALV. 132/2, ICP 710
    - PER 000077
    - RRF 050056 — AGE/CALV. 10/7, AVG. WI/CALV. 113/6
- MB 150036 — AGE/CALV. 8/6, AVG. WI/CALV. 98/4, ICP 368
  - HDT 110029
    - GBS 060138 P
    - HDT 000055 — AGE/CALV. 14/11, AVG. WI/CALV. 100/9
  - MB 110090 — AGE/CALV. 11/8, AVG. WI/CALV. 98/7, ICP 426
    - JRB 040022
    - PTF 010048 — AGE/CALV. 13/11, AVG. WI/CALV. 101/11

Calving Ease Value	Weaner Calf Value	Fertility Value	Maintenance Value	Cow Value	Growth Value	Carcass Value
99	81	124	96	100	82	90

Calf and Mother			Fertility				Post-Wean Growth			Frame			Carcass		
Birth Dir.	Wean Dir.	Wean Mat.	Scr. Circ.	Heifer Fert.	Cow Fert.	Longev.	Post Wean	ADG	FCR	Mature Weight	Height	Length	EMA	Fat	Mar
99	87	96	100	120	116	106	90	85	87	102	77	87	93	93	96

Wean Index	365D Index	540D Index	ADG Index	FCR Index	Scrotum	LH
100	-	-	92	-	381	1.25

Myostatin	
Q204X	Not Tested
NT821	Not Tested
F94L	Not Tested

REMARKS:

LOGIX EBV Analysis: 2023-04-19

LOT 21 — *MOCKFORD BONSMARAS*

MB 200132
2020-12-01
SP

Parentage	Sire	Dam
DNA	✔	✔
Genomic		

- RRF 110046
  - VV 050378 P
    - VV 020299
    - VV 990390 — AGE/CALV. 13/11, AVG. WI/CALV. 106/11
  - RRF 080008 — AGE/CALV. 5/2, AVG. WI/CALV. 132/2, ICP 710
    - PER 000077
    - RRF 050056 — AGE/CALV. 10/7, AVG. WI/CALV. 113/6
- MB 170006 — AGE/CALV. 6/3, AVG. WI/CALV. 108/2, ICP 394
  - MB 110146
    - RRF 070028
    - MB 090023 — AGE/CALV. 7/3, AVG. WI/CALV. 96/3
  - MB 050002 — AGE/CALV. 12/9, AVG. WI/CALV. 99/9, ICP 457
    - JRB 960010
    - PTF 980110 — AGE/CALV. 12/10, AVG. WI/CALV. 102/9

Calving Ease Value	Weaner Calf Value	Fertility Value	Maintenance Value	Cow Value	Growth Value	Carcass Value
93	104	116	104	112	102	104

Calf and Mother			Fertility				Post-Wean Growth			Frame			Carcass		
Birth Dir.	Wean Dir.	Wean Mat.	Scr. Circ.	Heifer Fert.	Cow Fert.	Longev.	Post Wean	ADG	FCR	Mature Weight	Height	Length	EMA	Fat	Mar
96	103	106	112	118	108	97	102	97	91	94	110	107	96	109	108

Wean Index	365D Index	540D Index	ADG Index	FCR Index	Scrotum	LH
109	-	-	107	-	388	1.22

Myostatin	
Q204X	Not Tested
NT821	Not Tested
F94L	Not Tested

REMARKS:

LOGIX EBV Analysis: 2023-04-19

BULLE

LOT 22 *MOCKFORD BONSMARAS*

MB 200135
2020-12-02
SP

Ouerskap	Vaar	Moer
DNS	✔	✔
Genomies		

- **MCU 160029** Pp(c)
  - **MCU 140037**
    - **MCU 100127** HH(c)
    - **MCU 090053** HH(c) — OUD/KALW. 9/6, GEM. SI/KALW. 119/5
  - **MCU 070027** P — OUD/KALW. 10/9, GEM. SI/KALW. 104/7, TKP 357
    - **MCU 040120** P
    - **MCU 040054** P — OUD/KALW. 10/7, GEM. SI/KALW. 102/6
- **MB 150111** — OUD/KALW. 7/6, GEM. SI/KALW. 94/4, TKP 373
  - **MB 080084**
    - **PTF 030076**
    - **PTF 960151** — OUD/KALW. 15/12, GEM. SI/KALW. 101/12
  - **MB 060112** — OUD/KALW. 11/9, GEM. SI/KALW. 108/7, TKP 391
    - **CX 000098**
    - **PTF 020041** — OUD/KALW. 12/9, GEM. SI/KALW. 103/9

Geboortegemak Waarde	Speenkalf Waarde	Vrugbaarheids-waarde	Onderhouds-waarde	Koeiwaarde	Groei-waarde	Karkas-waarde
100	80	120	93	97	100	89

Kalf en Moeder			Vrugbaarheid				Na-Speen Groei			Raam			Karkas		
Geb. Dir.	Spn. Dir.	Spn. Mat.	Skr. Omtr.	Vers Vrugb.	Koei Vrugb.	Lankl.	Na-Speen	GDT	VOV	Volw. Gewig	Hoogte	Lengte	OSO	Vet	Mar
102	88	95	100	112	121	106	87	89	77	106	111	101	99	100	98

Spn. Indeks	365D Indeks	540D Indeks	GDT Indeks	VOV Indeks	Skrotum	LH
93	-	-	101	-	389	1.22

Miostatien	
Q204X	Nie Getoets
NT821	Nie Getoets
F94L	Nie Getoets

OPMERKINGS:

LOGIX EBV Analise: 2023-04-19

LOT 23 *MOCKFORD BONSMARAS*

MB 170122
2017-10-27
SP

Ouerskap	Vaar	Moer
DNS	✔	✔
Genomies		

- **HDT 070134**
  - **LES 060048**
    - **LES 030016**
    - **LES 020019** — OUD/KALW. 9/5, GEM. SI/KALW. 101/4
  - **PTF 030133** — OUD/KALW. 12/9, GEM. SI/KALW. 99/7, TKP 413
    - **PTF 990023**
    - **PTF 990091** — OUD/KALW. 16/12, GEM. SI/KALW. 100/11
- **MB 130092** — OUD/KALW. 7/4, GEM. SI/KALW. 97/4, TKP 371
  - **MBO 060021**
    - **MBO 990005**
    - **MBO 030029** — OUD/KALW. 13/8, GEM. SI/KALW. 108/7
  - **MB 100153** — OUD/KALW. 7/5, GEM. SI/KALW. 98/4, TKP 409
    - **MB 060118**
    - **PTF 030131** — OUD/KALW. 14/12, GEM. SI/KALW. 104/11

Geboortegemak Waarde	Speenkalf Waarde	Vrugbaarheids-waarde	Onderhouds-waarde	Koeiwaarde	Groei-waarde	Karkas-waarde
95	90	115	94	101	115	107

Kalf en Moeder			Vrugbaarheid				Na-Speen Groei			Raam			Karkas		
Geb. Dir.	Spn. Dir.	Spn. Mat.	Skr. Omtr.	Vers Vrugb.	Koei Vrugb.	Lankl.	Na-Speen	GDT	VOV	Volw. Gewig	Hoogte	Lengte	OSO	Vet	Mar
101	97	99	136	105	119	104	107	112	100	104	112	110	98	109	117

Spn. Indeks	365D Indeks	540D Indeks	GDT Indeks	VOV Indeks	Skrotum	LH
93	-	-	101	-	411	1.19

Miostatien	
Q204X	Nie Getoets
NT821	Nie Getoets
F94L	Nie Getoets

OPMERKINGS:

LOGIX EBV Analise: 2023-04-19

Bonsmara SA Cattle Breeders' Society

© Compiled by the South African Stud Book and Livestock Improvement Association
All Pedigree- and Performance Data has been certified as correct

Dier Info				Actual Values						Expected Breeding Values											Indices			Dam		
LOT	Animal ID	Sex	SEC	Birth Wt (kg)	205d Wt (kg)	CCB *Ratio*	CCW *Ratio*	Length Height *Ratio*	Scr. Circ. *(mm)*	Birth Dir (kg)	Birth Mat (kg)	Wean Dir (kg)	Wean Mat (kg)	Post Wean (kg)	Mature Weight. (kg)	ADG (g/d)	FCR (kg:kg)	Scr. Circ. (mm)	Height. (mm)	Length (mm)	Wean	ADG	Scr. Circ.	Avg. Wean Index	Nr. Calves	Repr. Index
			Breed Average							1.07	-0.22	14.4	3.8	23	10	106	-48	11.6								
			Auction Average	34	266	7.36	40.9	1.22	378	1.11	-0.05	15.4	3.5	26	12	101	-39	15.9	4	22	105	102	107	103	5.0	103
1	WEN 200018	M	SP	28	221	-	50.4	1.22	364	1.56	0.22	15.2	8.5	26.3	-2.9	110	-52	16.4	-7	12	107	95	107	104	3	115
2	MB 200031	M	SP	38	287	6.52	42.3	1.18	378	0.84	-0.37	5.2	5.0	8.1	2.4	34	-38	17.7	6	2	104	92	110	107	6	107
3	JDV 200019	M	B	34	288	-	51.9	1.23	318	1.28	-0.13	26.9	3.2	37.3	25.4	136	-69	5.2	3	31	126	92	90	113	3	81
4	WEN 200027	M	SP	28	228	-	36.6	1.20	382	2.48	0.51	20.5	6.3	38.5	25.1	158	-42	24.3	15	38	111	129	120	111	2	71
5	MB 200048	M	SP	37	274	7.89	42.7	1.22	345	2.57	-0.13	20.6	3.4	30.9	21.3	66	2	14.6	11	32	99	112	105	99	1	106
6	JDV 190107	M	B	30	250	-	43	-	-	-0.14	-0.30	16.8	0.3	23.5	10.3	99	-47	5.2	1	24	103	-	90	101	3	105
7	JRB 140217	M	SP	36	231	-	47.5	1.18	341	1.32	0.54	10.3	4.1	23.9	-9.3	78	-22	9.2	4	16	95	114	96	91	2	83
8	WEN 200023	M	B	26	205	-	37.8	1.22	369	-0.39	0.29	5.2	-6.6	5.9	-11.1	-6	-5	10.5	-12	-2	100	109	98	94	9	106
9	MB 200059	M	SP	28	306	6.19	41.1	1.18	379	-0.66	-0.20	1.6	4.2	7.3	-13.0	53	-24	17.1	-10	-10	116	110	109	105	2	99
10	JDV 200047	M	B	34	316	-	65.6	-	-	1.09	-0.30	23.3	5.7	37.2	19.3	132	-55	9.3	7	34	119	-	96	121	2	109
11	WEN 200033	M	B	29	208	-	38.8	1.19	390	1.30	0.23	11.4	0.3	15.9	1.4	50	-28	23.2	-2	10	107	104	118	107	8	93
12	MB 200067	M	SP	39	296	8.14	39.5	1.25	397	2.20	-0.86	26.1	3.8	38.0	38.1	155	-56	21.5	19	42	110	100	115	101	11	114
13	WEN 200046	M	B	28	213	-	37.5	1.18	345	1.27	0.28	14.1	7.2	27.9	17.2	172	-64	16	24	46	119	93	107	107	9	105
14	MB 200077	M	SP	33	265	8.01	37.1	1.23	378	-0.89	-0.72	5.0	6.9	10.1	-1.9	54	-41	1.6	-17	-1	99	91	85	99	2	96
15	MB 200093	M	SP	37	267	7.46	37.7	1.19	370	1.10	0.07	20.2	5.0	35.5	26.7	195	-70	12.2	14	33	98	106	101	96	8	110
16	MB 200098	M	SP	38	278	6.8	35.3	1.25	411	1.05	-0.09	18.7	3.1	28.4	26.7	89	-32	12.4	-2	20	99	101	101	98	11	111
17	MB 200111	M	SP	45	294	8.47	40	1.20	437	3.70	-0.50	28.7	3.1	38.1	24.1	152	-51	32.5	14	34	103	102	132	106	8	100
18	MB 200117	M	SP	35	283	7.22	35	1.22	398	0.87	-0.76	16.3	4.4	31.7	11.6	126	-50	21.8	5	26	102	98	116	106	6	112
19	MB 200123	M	SP	33	291	5.4	32.4	1.31	360	0.42	0.07	20.7	-0.1	37.1	17.3	133	-38	18.3	4	39	107	103	110	102	7	108
20	MB 200125	M	SP	37	278	6.92	35.1	1.25	381	1.16	-0.25	8.7	2.6	18.3	12.5	30	-24	11.9	-18	-1	100	92	100	98	6	113
21	MB 200132	M	SP	38	301	8.78	39.2	1.22	388	1.51	0.31	15.8	5.4	27.3	3.0	93	-31	19.6	10	25	109	107	112	108	3	108
22	MB 200135	M	SP	37	263	6.85	29.1	1.22	389	0.83	0.22	9.0	2.3	16.1	16.6	49	-4	11.7	11	17	93	101	100	94	6	119
23	MB 170122	M	SP	37	267	8.41	44.4	1.19	411	0.98	0.68	13.0	3.4	31.2	14.4	165	-48	34.6	12	28	93	101	136	97	4	105

© Compiled by the South African Stud Book and Livestock Improvement Association
All Pedigree- and Performance Data has been certified as correct

EXPLANATION OF CATALOGUE ABBREVIATIONS		VERDUIDELIKING VAN KATALOGUS AFKORTINGS	
Lot Number	LOT	LOT	Lot Nommer
Estimated breeding value	EBV	EBV	Beraamde teelwaarde
Parentage verification	Parentage	Ouerskap	Ouerskap verifikasie
Age in years / Number of calvings	AGE. / CALV.	OUD. / KALF.	Ouderdom in jaar / Aantal kalwings
Average Wean index / Number of calves weaned	Ave WI / CALV.	GEM SI / KALF.	Gemiddelde speen indeks / Aantal kalwers gespeen
Animal identification number	ID	ID	Dier se identifikasie nommer
Herd Book Section	SEC	AFD	Kuddeboek Afdeling
Herd Book Section: Pending Registration	PEN	PEN	Kuddeboek Afdeling: Wag vir Registrasie
Herd Book Section: Not for Registration	NFR	NFR	Kuddeboek Afdeling: Nie vir Registrasie
Herd Book Section: Foundation Generation	FO	FO	Kuddeboek Afdeling: Fondasie Generasie
Herd Book Section: Appendix A	A	A	Kuddeboek Afdeling: Aanhangsel A
Herd Book Section: Appendix B	B	B	Kuddeboek Afdeling: Aanhangsel B
Herd Book Section: Studbook Proper, a registered animal	SP	SP	Kuddeboek Afdeling: Studbook Proper, 'n geregistreerde dier
Genomically Tested	GT	GT	Genomies Getoets
Homozygous Horned (Celtic test)	HH(c)	HH(c)	Homosigoties horings (Celtic toets)
Homozygous Polled (Celtic test)	PP(c)	PP(c)	Homosigotiets Poena (Celtic toets)
Heterozygous Polled (Celtic test)	Pp(c)	Pp(c)	Heterosigoties Poena (Celtic toets)
Phenotypically Polled	P	P	Fenotipies Poena
Intercalving Period	ICP	TKP	Tussen-Kalf Periode
Birth Direct breeding value	Birth Dir.	Geb. Dir	Geboorte Direk teelwaarde
Wean Direct breeding value	Wean Dir.	Spn. Dir.	Speen Direk teelwaarde
Wean Maternal breeding value	Wean Mat.	SPn. Mat.	Speen Maternaal teelwaarde
Scrotal Circumference	Scr. Circ.	Skr. Omt.	Skrotum omtrek
Heifer Fertility	Heifer Fert.	Vers Vrugb.	Vers Vrugbaarheid
Cow Fertility	Cow Fert.	Koei Vrugb.	Koei Vrugbaarheid
Longevity	Longev.	Lankl.	Lanklewendheid
Mature Weight	Mat. Wt.	Volw. Gewig	Volwasse gewig
Average Daily Gain (g/day)	ADG	GDT	Gemiddelde Daaglikse Toename
Feed Conversion Ratio (kg:kg)	FCR	VOV	Voeromset Verhouding
Eye Muscle Area	EMA	OSO	Oogspier grootte
Backfat Thickness	Fat	Vet	Rugvet Diepte
Marbeling (intra-muscular fat)	Mar	Mar	Marmering (binne-spierse vet)
365-day weight index	365D Index	365D Indeks	365-dae gewig indeks
540-day weight index	540D Index	540D Indeks	540-dae gewig indeks
Length-Height ratio	LH	LH	Lengte-Hoogte Verhouding
Actual Birth weight	Birth Wt.	Geb. gewig	Werklike Geboorte gewig
205-day Dam-age corrected weight	205d Wt.	205d gewig	205-dag Moeder-ouderdom gekorrigeerde gewig
Cow-Calf Birth Ratio	CCG	KKG	Koei-Kalf Geboorte Verhouding
Cow-Calf Wean Ratio	CCW	KKS	Koei-Kalf Speen Verhouding
Average Weaning Index	Avg. Wean Index	Gem. Spn. Indeks	Gemiddelde speen indeks
Number of Calves	Nr. Calves	Aant. Kalw.	Aantal kalwers
Reproduction Index	Repr. Index	Repr. Indeks	Reproduksie indeks
Animal sex: M - Male, F - Female	M / F	M / V	Dier geslag: M - Manlik, V - Vroulik